

**For any inquiries, contact:**

**Research**

**Aysegul Ozge Ozgur**

SVP, Head of Research ([aozgur@rs.iq](mailto:aozgur@rs.iq))

**Tugba Tan**

Analyst ([ttan@rs.iq](mailto:ttan@rs.iq))

**Lana Nihad**

Associate ([lnihad@rs.iq](mailto:lnihad@rs.iq))

[research@rs.iq](mailto:research@rs.iq)

**Trading**

[traders@rs.iq](mailto:traders@rs.iq)

Address: 903/14/19

Karada, Baghdad-Iraq

Tel: +964 (0) 727 002 0407

[info@rs.iq](mailto:info@rs.iq)

**RS Website: [RS.IQ](http://RS.IQ)**

**RS Bloomberg page: <[RSIQ](http://RSIQ)>**

**DISCLAIMER**

This publication may not be reproduced, modified, or re-disseminated in whole or in part without the prior written permission of Rabee Securities. The information provided herein is of a general nature and for informational purposes only and is not intended to serve as an offer or solicitation with respect to the purchase or sale of any security, or as a recommendation to adopt any particular trading strategy. Such information is subject to change without prior notice. Although Rabee Securities obtains information from sources it considers reliable, Rabee Securities makes no representations or warranties, express or implied, as to the information's accuracy or completeness. Furthermore, such information may be incomplete or condensed. Rabee Securities, its affiliates, directors, employees, assigns, agents, and successors bear no liability for any errors or omissions in this publication or for any losses arising from the use of or reliance upon this information. This limitation on liability applies to direct, indirect, consequential, special, punitive, or other damages, as well as damages for loss of profits or business interruption. Investors shall bear all responsibility for investment decisions taken on the basis of the contents of this report. Rabee Securities strongly advises potential investors to seek financial guidance when determining whether an investment is appropriate to their needs. All estimates included in this report constitute Rabee Securities' opinion as of the date published on the report and are subject to change without notice.

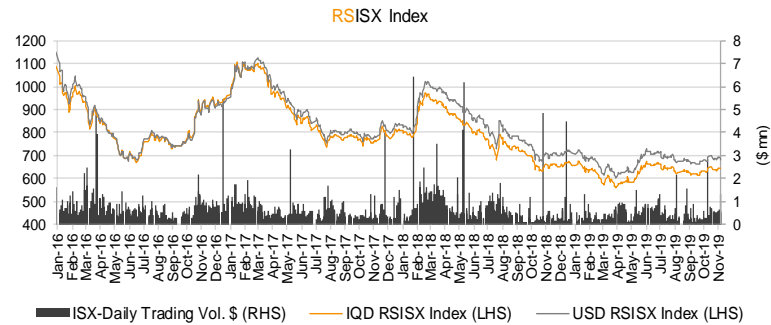
## Daily Bulletin / Tuesday

**Iraqi Dinar Value**

(CBI Auction Price: 1190\* / Market Exchange Rate: 1230)

**Daily Value Traded**

**IQD1,616,616,891**



\*The CBI increased selling price of one US\$ from 1184 IQD to 1190 IQD starting from May 24, 2018 while keeping buying price of one US\$ at 1182 IQD. The CBI stated that the maximum US\$ selling price of one US\$ by banks and other financial institutions would be 1200 IQD.

**The RSISX Performance**

	Close	Change (d/d)	Change (YTD)
<b>IQD RSISX</b>	644	0.1%	-2.4%
<b>USD RSISX</b>	679	-1.6%	-4.3%

**News from Iraq**

**Politics**

- The President Barham Salih received on Monday in Baghdad, US Congressional Delegation headed by the Chairman of the House Armed Services Committee, Adam Smith. During the meeting which was attended by US Ambassador to Iraq Mr. Matthew Tueller, the attendees examined ways to further bilateral ties over the two nations and jointly upgrading the prospects for cooperation in the ways that serve the interests of the two countries' people. (Presidency.iq)
- President Salih arrived on Monday in Erbil where he was received by his Kurdish counterpart, Nechirvan Barzani. The ongoing protests in Baghdad which are to face the country with new political challenges is said to be on Salih's agenda. (Bas News)
- President Salih met on Monday in Baghdad, with the Head of National Wisdom Movement (N.W.M), Sayyid Ammar al-Hakim. The President and the Head of N.W.M. discussed the response to the legitimate demands of the peaceful demonstrators as well as the importance of maintaining public and private property. They agreed to accelerate political and economic reforms in order to achieve a life of dignity for all Iraqis. (Presidency.iq)

**Economics**

- Strengthening bilateral trade and economic modernization led talks on Monday between Kurdistan Region Prime Minister Masrour Barzani and a British trade delegation. The two sides discussed strengthening bilateral trade relations between the Kurdistan Region and the United Kingdom." Barzani outlined the KRG's "plans to modernize the Kurdistan Region's economy, including through increasing local production and export levels and building up capacity in the service industry." (Kurdistan24)

**ISX, ISC & CBI**

- ISX suspended trading of Modern Sewing (IMOS) starting Nov. 5, 2019 due to the AGM that will be held on Nov. 10, 2019 to discuss and approve 2018 annual financial statements.
- Al-Ameen Estate Investment (SAEI) resumed trading today (Nov. 5, 2019) after discussing and approving 2018 annual financial statements and deciding to distribute 3% (IQD0.03 dividend per share, 4% dividend yield).
- Iraqi Agricultural Products and Marketing Meat (AIPM) resumed trading on Nov. 5, 2019 after discussing and approving 2018 annual financial statements.

**Best and Worst Performers**

<b>Table (1.0): Best Performers</b>	Code	Closing Price(IQD)	% Chg.	Trading Vol. (\$'000)/d
National Islamic Bank	BNAI	0.780	9.9%	0.81
AHliya For Insurance (NR)	NAHF	0.470	4.4%	0.59
Ready Made Clothes	IRMC	10.900	3.8%	0.02
Babylon Hotel	HBAY	73.900	1.2%	517.48
Iraqi For Tufted Carpets	IITC	8.300	1.2%	0.01

<b>Table (1.1): Worst Performers</b>	Code	Closing Price(IQD)	% Chg.	Trading Vol. (\$'000)/d
Al-Ataa Islamic Bank (NR)	BLAD	0.100	-9.1%	1.21
Asiacell Communications PJSC	TASC	8.080	-0.1%	204.63
-	-	-	-	-
-	-	-	-	-
-	-	-	-	-

<b>Table (1.2): Top 5 Trading Volume</b>	Code	Trading Vol. (IQDmn)/d	Trading Vol. (\$'000)/d	Share in total T. Volume
Babylon Hotel	HBAY	636.5	517.5	39.4%
Investment Bank of Iraq	BIBI	381.6	310.3	23.6%
Asiacell Communications PJSC	TASC	251.7	204.6	15.6%
Bank of Baghdad	BBOB	169.1	137.4	10.5%
National Chemical & Plastic Indust.	INCP	37.1	30.2	2.3%

**Distribution of Trading Volumes by Sectors**

<b>Table (1.3): Sector</b>	Trading Vol. (IQD mn)/d	Trading Vol. ('000 \$)/d	Share in Total Trading Volume (%)
Telecom Sector	253.7	206.2	15.7%
Banking Sector	571.2	464.4	35.3%
Industry Sector	127.5	103.7	7.9%
Hotels & Tourism Sec.	643.6	523.2	39.8%
Services Sector	14.7	11.9	0.9%
Agriculture Sector	4.8	3.9	0.3%
Insurance Sector	1.19	0.96	0.1%
Investment Sector	-	-	-
Money Transfer sector	-	-	-
<b>Total</b>	<b>1,616.6</b>	<b>1,314.3</b>	<b>100.0%</b>

## Daily Transactions in Brief

The **RSISX** index ended the day at **IQD644 / \$679 (+0.1% and -1.6% today, respectively) (-2.4% and -4.3% YTD change respectively).**

The number of traded shares was **2.2 bn** and the trading volume was **IQD1.6 bn (\$1.3 mn).**

**7** out of **33** traded listed stocks' price increased while the prices of **2** stocks decreased and the price of remaining **24** stocks haven't changed.

### Non-Iraqis executed 84 transactions in this session:

Buy: **IQD82.2mn (\$66.8 K)**; **37** transactions in **10** companies operating in banking, industry, hotels&tourism and telecom sectors.

Sell: **IQD934.4 mn (\$759.7 K)**; **35** transactions in **9** companies operating in banking, industry, hotels&tourism and telecom sectors.

Net sell: **IQD852.2 mn (\$692.8 K)**. Share in total trading volume: **31.4%**

Note: Follow Rabee Securities (RS) on Twitter, join Facebook and LinkedIn groups.



Table (1.4): Non Iraqi's Transactions (IQD mn)

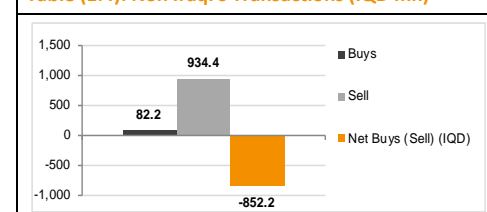


Table (1.5): Performance of Traded Shares

Company Names	ISX Code	Opening Price (IQD/share)	Price at Session Close (IQD/share)	Previous Closing Price (IQD/share)	Change in Closing Price	Highest Price (IQD/share)	Lowest Price (IQD/share)	No. of Trades (#/d)	No. of Traded Shares (mn)/d	Trading Vol. (IQD mn) /d	Avg. Daily Trading Vol. (Excluding Cross Trans.) ('000 \$)*	Mcap (\$mn)	Last Fin.**	P/E (Last)	P/BV (Last)
<b>Telecom Sector</b>															
Asiacell Communications PJSC	TASC	8.08	8.08	8.09	-0.1%	8.08	8.08	16	31	252	262.7	2,036.4	6M19	18.9	2.0
Al-Khatem Telecom (NR)	TZNI	2.60	2.60	2.60	0.0%	2.60	2.60	10	1	2	19.1	3,867.8	6M19	68.2	2.3
<b>Telecom Sector Total</b>								<b>26</b>	<b>32</b>	<b>254</b>		<b>5,904.3</b>			
<b>Banking Sector</b>															
Al-Arabiya Islamic Bank (NR)	BAAI	-	no trade	1.15	-	-	-	-	-	-	0.0	233.7	6M19	n.v.	1.2
Asia Al Iraq Islamic Bank (NR)	BAIB	-	no trade	1.10	-	-	-	-	-	-	4.0	89.4	6M19	n.v.	1.1
Ashur International Bank	BASH	0.22	0.22	0.22	0.0%	0.22	0.22	2	4	1	0.2	44.7	6M19	9.3	0.2
Babylon Bank	BBAY	-	Suspend/ISC	0.09	-	-	-	-	-	-	0.5	18.3	6M19	9.9	0.1
Bank of Baghdad	BBOB	0.31	0.31	0.31	0.0%	0.31	0.31	45	545	169	53.8	63.0	6M19	10.5	0.3
Cihan Bank for Islamic & Finance	BCIH	-	no trade	2.50	-	-	-	-	-	-	39.5	518.3	6M19	n.v.	2.2
Commercial Bank of Iraq	BCOI	0.46	0.46	0.46	0.0%	0.46	0.46	6	10	5	9.0	93.5	9M19	12.8	0.4
Dijlah & Furat Bank (NR)	BDFD	-	Suspend/ISC	0.25	-	-	-	-	-	-	0	22.8	6M19	n.v.	0.2
Dar Es Salaam Inv. Bank (NR)***	BDSI	-	Suspend/ISC	0.13	-	-	-	-	-	-	0	26.4	3M18	n.v.	0.4
Economy Bank (NR)	BEFI	-	Suspend/ISC	0.53	-	-	-	-	-	-	0	107.3	6M19	64.6	0.5
Elaf Islamic Bank	BELF	0.18	0.18	0.18	0.0%	0.18	0.18	2	1	0	0.0	36.6	6M19	4.1	0.2
Erbil Bank for Invest. & Finance (NR)	BERI	-	no trade	0.60	-	-	-	-	-	-	0.0	129.3	6M19	n.v.	0.6
Gulf Commercial Bank	BGUC	0.14	0.14	0.14	0.0%	0.14	0.14	6	11	1	8.2	34.1	6M19	n.v.	0.1
Investment Bank of Iraq	BIBI	0.26	0.26	0.26	0.0%	0.26	0.25	42	1,468	382	8.7	52.8	6M19	5,432.7	0.2
International Development Bank (NR)	BIDB	-	no trade	0.81	-	-	-	-	-	-	0.0	164.6	9M19	29.7	0.8
Iraqi Islamic Bank	BIIB	-	no trade	0.37	-	-	-	-	-	-	0.4	75.2	6M19	13.7	0.3
Iraqi Middle East Investment Bank	BIME	-	no trade	0.10	-	-	-	-	-	-	7.3	20.3	6M19	n.v.	0.1
Iraq Noor Islamic Bank (NR)	BINI	-	no trade	0.95	-	-	-	-	-	-	-	193.5	6M19	65.2	0.9
International Islamic Bank (NR)***	BINT	-	no trade	1.00	-	-	-	-	-	-	77.4	203.3	6M19	249.5	2.6
Al Janoob Islamic Bank (NR)	BJAB	-	no trade	1.00	-	-	-	-	-	-	-	203.3	6M19	n.v.	1.0
Kurdistan International Islamic Bank	BKUI	1.09	1.09	1.09	0.0%	1.09	1.09	1	1	1	1.5	354.5	6M19	n.v.	0.7
Al-Ataa Islamic Bank (NR)	BLAD	0.10	0.10	0.11	-9.1%	0.10	0.10	6	15	1	95.1	20.3	6M19	n.v.	0.1
Mosul Bank	BMFI	0.15	0.15	0.15	0.0%	0.15	0.15	3	11	2	1.5	30.8	6M19	80.0	0.1
Al-Mansour Bank	BMNS	-	no trade	0.65	-	-	-	-	-	-	11.4	132.1	6M19	9.0	0.6
National Islamic Bank	BNAI	0.75	0.78	0.71	9.9%	0.78	0.75	2	1	1	98.2	159.2	6M19	57.3	0.7
National Bank of Iraq	BNOI	0.50	0.50	0.50	0.0%	0.50	0.50	1	14	7	2.5	101.6	6M19	33.2	0.5
North Bank	BNOR	-	Suspend/ISC	0.11	-	-	-	-	-	-	0	26.8	6M19	n.v.	0.1
Al-Qabedh Islamic Bank (NR)	BQAB	-	no trade	1.00	-	-	-	-	-	-	-	203.3	6M19	n.v.	1.0

Table (1.6): Performance of Traded Shares

Company Names	ISX Code	Opening Price (IQD/share)	Price at Session Close (IQD/share)	Previous Closing Price (IQD/share)	Change in Closing Price	Highest Price (IQD/share)	Lowest Price (IQD/share)	No. of Trades (#/d)	No. of Traded Shares (mn)/d	Trading Vol. (IQD mn) /d	Avg. Daily Trading Vol. (Excluding Cross Trans.) ('000 \$)*	Mcap (\$mn)	Last Fin.**	P/E (Last)	P/BV (Last)
<b>Banking Sector (Cont.)</b>															
Al-Qurtas Islamic Bank (NR)	BQUR	-	no trade	-	-	-	-	-	-	-	-	-	6M19	-	-
Credit Bank of Iraq (NR)	BROI	0.38	0.38	0.38	0.0%	0.38	0.38	3	2	1	1.6	77.2	6M19	n.v.	0.3
Region Trade Bank (NR)	BRTB	-	no trade	1.00	-	-	-	-	-	-	-	203.3	6M19	n.v.	0.9
Sumer Commercial Bank	BSUC	-	no trade	0.51	-	-	-	-	-	-	0.9	103.7	6M19	117.7	0.5
Al Taif Islamic Bank for Inv. & Finance (NR)	BTIB	-	no trade	1.20	-	-	-	-	-	-	176.2	97.6	6M19	106.1	1.2
Trans Iraq Bank for Investment	BTRI	-	no trade	0.67	-	-	-	-	-	-	-	143.7	6M19	80.5	0.7
Trust International Islamic Bank (NR)	BTRU	-	no trade	0.35	-	-	-	-	-	-	-	71.1	6M19	110.0	0.4
United Bank	BUND	0.06	0.06	0.06	0.0%	0.06	0.06	2	9	1	9.9	14.6	6M19	n.v.	0.1
Union Bank (NR)	BUOI	-	Suspend/ISC	0.29	-	-	-	-	-	-	0	59.4	6M19	48.1	0.3
World Islamic Bank for Inv. & Fin. (NR)	BWOR	-	no trade	1.00	-	-	-	-	-	-	-	203.3	6M19	n.v.	1.0
Zain Al-Iraq Islamic Bank (NR)	BZII	-	no trade	0.37	-	-	-	-	-	-	88.0	75.2	6M19	n.v.	0.4
<b>Banking Sector Total</b>								<b>121</b>	<b>2,092</b>	<b>571</b>		<b>4,408.2</b>			
<b>Industry Sector</b>															
Baghdad for Packing Materials	IBPM	-	no trade	1.80	-	-	-	-	-	-	0.3	1.6	6M19	45.1	1.8
Baghdad Soft Drinks	IBSD	3.32	3.32	3.32	0.0%	3.32	3.30	39	9	31	33.1	478.7	9M19	12.7	1.6
Electronic Industries	IELI	-	Suspend/ISC	0.45	-	-	-	-	-	-	0	6.6	6M17	n.v.	0.6
Fallujah for Construction Mat. (NR)	IFCM	-	Suspend/ISC	1.51	-	-	-	-	-	-	0	3.8	9M19	182.0	1.5
Nationality H. Furniture (NR)***	IHFI	-	no trade	1.35	-	-	-	-	-	-	0.5	1.8	9M19	20.1	0.9
Al-Hilal Industries	IHLI	-	Suspend/ISC	0.48	-	-	-	-	-	-	19.5	4.8	9M19	n.v.	n.v.
Iraqi for Carton Manufact. & Trading	IICM	-	Suspend/ISC	0.27	-	-	-	-	-	-	0	1.7	6M18	n.v.	n.v.
Iraqi Date Processing&Marketing	IIDP	1.16	1.16	1.16	0.0%	1.17	1.16	27	9	10	14.8	16.3	FY18	n.v.	1.0
Iraqi Engineering Works	IIEW	-	Suspend/ISC	0.82	-	-	-	-	-	-	0.0	1.0	6M19	n.v.	1.1
Iraqi For Tufted Carpets	IITC	8.30	8.30	8.20	1.2%	8.30	8.30	1	0	0	1.1	3.4	6M19	13.5	1.7
Al -Khazer for Construction M. (NR)	IKHC	-	no trade	1.48	-	-	-	-	-	-	1.3	1.3	6M19	99.9	1.2
AL- Kindi of Veterinary Vac.	IKLV	1.70	1.70	1.70	0.0%	1.70	1.68	11	7	11	6.9	8.2	6M19	16.3	1.6
Al-Mansour Pharma. Ind.	IMAP	0.96	0.96	0.96	0.0%	0.97	0.96	11	36	34	3.4	5.0	9M19	159.1	0.9
Modern Chemical Industries (NR)	IMCI	-	no trade	85.00	-	-	-	-	-	-	17.2	12.4	6M19	n.v.	3.4
Modern Construction Mat. (NR)	IMCM	-	Suspend/ISC	0.47	-	-	-	-	-	-	0	2.1	9M13	2,275.4	0.5
Metallic Ind. and Bicycles	IMIB	2.35	2.35	2.35	0.0%	2.35	2.35	2	2	4	4.5	14.3	9M19	n.v.	n.v.
Modern Sewing	IMOS	-	Suspend/GA	5.60	-	-	-	-	-	-	1.7	4.6	9M19	n.v.	3.0
Modern Paint Industries (NR)	IMPI	-	Suspend/ISC	1.25	-	-	-	-	-	-	0	9.4	FY15	n.v.	2.5
National Chemical & Plastic Industries	INCP	1.15	1.14	1.14	0.0%	1.15	1.13	73	33	37	8.2	14.1	6M19	27.9	4.7
Ready Made Clothes	IRMC	10.90	10.90	10.50	3.8%	10.90	10.90	1	0	0	0.7	14.1	6M19	135.8	7.5
The Light Industries (NR)	ITLI	-	Suspend/ISC	0.31	-	-	-	-	-	-	0	4.2	FY17	n.v.	n.v.
<b>Industry Sector Total</b>								<b>165</b>	<b>95</b>	<b>128</b>		<b>609.4</b>			
<b>Hotels &amp; Tourism Sector</b>															
Ashour Hotel (NR)	HASH	-	Suspend/ISC	6.40	-	-	-	-	-	-	0.1	2.0	FY18	n.v.	14.8
Baghdad Hotel	HBAG	-	no trade	8.32	-	-	-	-	-	-	1.0	26.0	6M19	14.4	4.3
Babylon Hotel	HBAY	73.00	73.90	73.00	1.2%	74.00	72.00	17	9	636	17.8	120.2	9M19	34.7	12.3
Ishtar Hotels	HISH	-	Suspend/ISC	10.50	-	-	-	-	-	-	1.5	29.9	9M19	13.0	2.4
Karbala Hotels***	HKAR	-	Suspend/GA	0.85	-	-	-	-	-	-	0.2	5.2	6M19	n.v.	0.8

Source: Iraq Stock Exchange

**Table (1.7): Performance of Traded Shares**

Company Names	ISX Code	Opening Price (IQD/share)	Price at Session Close (IQD/share)	Previous Closing Price (IQD/share)	Change in Closing Price	Highest Price (IQD/share)	Lowest Price (IQD/share)	No. of Trades (#/d)	No. of Traded Shares (mn)/d	Trading Vol. (IQD mn) /d	Avg. Daily Trading Vol. (Excluding Cross Trans.) ('000 \$)*	Mcap (\$mn)	Last Fin.**	P/E (Last)	P/BV (Last)
<b>Hotels &amp; Tourism Sector (Cont.)</b>															
Mansour Hotel	HMAN	-	Suspend/ISC	12.02	-	-	-	-	-	-	0.9	28.6	3M19	17.4	11.4
National for Tourist Investment	HNTI	-	no trade	8.85	-	-	-	-	-	-	10.4	45.0	9M19	60.1	3.8
Palestine Hotel	HPAL	9.40	9.40	9.40	0.0%	9.40	9.40	2	1	7	2.1	34.2	9M19	25.8	5.8
Al-Sadeer Hotel***	HSAD	-	Suspend/ISC	11.00	-	-	-	-	-	-	0.3	15.5	9M19	n.v.	n.v.
Mosul Dam Tourist Village (NR)	HTVM	-	no trade	4.90	-	-	-	-	-	-	0.0	1.0	9M19	n.v.	-
Hotel&Tourism Sector Total								19	9	644		307.4			
<b>Services Sector</b>															
Al-Ameen Estate Inv. (NR)	SAEI	-	no trade	0.72	-	-	-	-	-	-	0.1	4.1	9M19	11.3	0.7
AL-Badia for General Trans	SBAG	-	Suspend/ISC	0.59	-	-	-	-	-	-	0	1.1	9M16	n.v.	0.4
Baghdad Passengers Transport	SBPT	21.00	21.00	20.75	1.2%	21.00	20.95	10	1	11	3.6	17.1	9M19	12.8	4.6
Iraqi for General Transp. (NR)	SIGT	-	Suspend/ISC	0.55	-	-	-	-	-	-	0	1.7	FY15	n.v.	0.5
Iraqi Land Transport	SILT	-	Suspend/ISC	0.94	-	-	-	-	-	-	25.2	10.7	6M19	31.1	1.1
Kharkh Tour Amusement City	SKTA	3.75	3.75	3.75	0.0%	3.75	3.75	3	0	1	2.3	3.0	9M19	n.v.	3.0
Al-Mosul for Funfairs	SMOF	13.70	13.70	13.70	0.0%	13.70	13.70	1	0	1	2.4	8.9	6M19	n.v.	3.9
Mamoura Real-estate Inv.	SMRI	1.72	1.72	1.72	0.0%	1.72	1.72	2	1	1	4.4	31.9	9M19	37.2	1.6
AL-Nukhba for Construction	SNUC	0.29	0.30	0.30	0.0%	0.30	0.29	2	3	1	0.1	0.5	9M19	n.v.	0.2
Services Sector Total								18	4	15		79.1			
<b>Agriculture Sector</b>															
Al-Ahlyia for Agricultural Prod.	AAHP	-	no trade	1.19	-	-	-	-	-	-	0.1	0.6	6M19	39.7	2.3
Iraqi Agr. Prod. Mark. Meat	AIPM	-	no trade	4.40	-	-	-	-	-	-	5.5	17.9	9M19	111.3	3.0
Iraqi Agricultural Products	AIRP	-	no trade	9.50	-	-	-	-	-	-	1.0	2.8	9M19	33.4	1.4
Iraqi for Seed Production***	AISP	5.65	5.66	5.65	0.2%	5.66	5.65	7	1	5	34.5	62.8	3M19	18.0	3.4
Modern Animal & Agr. Production	AMAP	-	Suspend/ISC	0.21	-	-	-	-	-	-	0.1	0.7	6M19	10.7	0.2
Middle East Prod. & Mark. - Fish	AMEF	-	Suspend/ISC	8.75	-	-	-	-	-	-	0.1	2.1	FY18	50.0	1.6
Agriculture Sector Total								7	1	5		86.9			
<b>Insurance Sector</b>															
AHliya For Insurance (NR)	NAHF	0.46	0.47	0.45	4.4%	0.48	0.46	5	2	1	0.6	1.0	9M19	n.v.	0.5
Al-Ameen for Insurance***	NAME	0.46	0.46	0.46	0.0%	0.46	0.46	2	1	0	4.7	1.9	9M19	26.1	0.6
Dar Al-Salam for Insurance (NR)	NDSA	-	no trade	0.80	-	-	-	-	-	-	0.5	4.6	9M19	12.3	0.7
Gulf Insurance&Reinsurance	NGIR	-	Suspend/GA	0.58	-	-	-	-	-	-	0.1	0.9	6M19	4.2	0.5
Al-Hamraa for Insurance (NR)	NHAM	-	no trade	0.42	-	-	-	-	-	-	0.0	2.4	6M19	4.7	0.3
Insurance Sector Total								7	3	1		10.7			

**Table (1.8): Performance of Traded Shares**

Company Names	ISX Code	Opening Price (IQD/share)	Price at Session Close (IQD/share)	Previous Closing Price (IQD/share)	Change in Closing Price	Highest Price (IQD/share)	Lowest Price (IQD/share)	No. of Trades (#/d)	No. of Traded Shares (mn)/d	Trading Vol. (IQD mn) /d	Avg. Daily Trading Vol. (Excluding Cross Trans.) ('000 \$)*	Mcap (\$mn)	Last Fin.**	P/E (Last)	P/BV (Last)
<b>Investment Sector</b>															
Al-Ameen Financial Inv. (NR)	VAMF	-	no trade	1.09	-	-	-	-	-	-	0.0	1.3	9M19	n.v.	2.0
AL- Batek Investment (NR)	VBAT	-	Suspend/ISC	0.45	-	-	-	-	-	-	0.0	0.4	9M19	n.v.	0.4
Al-Khair for Financial Inv. (NR)	VKHF	-	Suspend/ISC	0.22	-	-	-	-	-	-	0	1.3	9M16	n.v.	0.2
Bain Al-Nahrain Financial Inv. (NR)	VMES	-	no trade	0.90	-	-	-	-	-	-	-	0.7	9M19	n.v.	1.5
AL-Wiaam for Financial Inv. (NR)	VWIF	-	no trade	0.65	-	-	-	-	-	-	0.0	1.1	6M19	58.7	0.7
Al-Zawraa for Financial Inv. (NR)	VZAF	-	no trade	0.33	-	-	-	-	-	-	0.0	0.3	6M19	n.v.	0.3
<b>Investment Sector Total</b>												<b>5.0</b>			
<b>Money Transfer Sector</b>															
Al-Manafaa for Money Trans. (NR)	MTMA	-	no trade	-	-	-	-	-	-	-	-	-	9M19	-	-
Mouta for Remittance (NR)	MTMO	-	Suspend/ISC	-	-	-	-	-	-	-	0	-	FY17	-	-
Al Nibal Al Arabya for Money T. (NR)	MTNI	-	Suspend/ISC	1.00	-	-	-	-	-	-	-	36.6	9M19	335.0	1.0
Nobles for Money Transfer (NR)	MTNO	-	no trade	1.00	-	-	-	-	-	-	-	24.4	9M19	n.v.	0.7
<b>Money Transfer Sector Total</b>												<b>61.0</b>			
<b>Grand Total</b>								<b>363</b>	<b>2,235</b>	<b>1,617</b>		<b>11,471.9</b>			

Source: Iraq Stock Exchange

\*Average data was calculated according to recent six months, by dividing the total trading volume (excluding cross transactions) in the last six months to total number of trading days (excluding the No. of days share were suspended due to GA or by ISC).

\*\* Last Financials: The date of the most recent financial statements.

P/E (Last): While calculating P/E (Last), we divided "Current Mcap" to "trailing net profit" when the recently announced financial statements are for the interim period. For the companies which trailing profit cannot be calculated due to lack of information, we divide "Current Mcap" to "annualized YTD profit," while calculating P/E (Last). We adjusted unaudited profit before tax values by deducting 15% income tax, while calculating annualized YTD profit.

P/BV (Last): Calculated by dividing "Current Mcap" to "BV in its Last Financials".

Iraqi banks started to publish IFRS annual reports starting 2016; however, interim period results are available according to Iraqi accounting rules. As a result, we will continue to depend only on the financial results prepared according to Iraqi accounting rules to be able to work with consistent data till the financial statements for both quarterly and annual data will be available according to IFRS standards.

\*\*\*When the original shares resume trading, we start using the number of shares that the company will reach after the capital increase with the assumption that the capital increase was reflected to the price of the shares. We use the new capital in calculating Mcap.

Note: "Suspend/ISC" companies are not trading due to ISC Instructions.

"Suspend/GA" companies are not trading due to General Assembly Meetings.

"(NR)": These are the companies which are trading in the Non-Regular market (in compliance with Iraq Securities Commission law numbered 132/9 on 20/12/2012). These companies were moved to the secondary market (non-regular) because of the decrease in their trading volume and the number of days that these companies are being traded for. Please note, according to the Regulations of the Secondary Market, in each trading session, the average share price will be calculated for each share. The maximum increase or decrease of +/- 20% will be based on the average price in the previous session. The price should be valid during three effective trading sessions after the listing, and it will be free in the first trading session after capital increasing.

"We use the FX rate given by the bank that Rabee Securities makes its banking transactions while calculating the dollar values in our research reports instead of CBI market FX rate to be more conservative."

**For any inquiries, contact:**

**Research**

Aysegul Ozge Ozgur (SVP, Head of Research)

[aozgur@rs.iq](mailto:aozgur@rs.iq)

Tugba Tan (Analyst)

[ttan@rs.iq](mailto:ttan@rs.iq)

Lana Nihad (Associate)

[lnihad@rs.iq](mailto:lnihad@rs.iq)

[research@rs.iq](mailto:research@rs.iq)

Tel: +90 212 219 2524

Mob: +90 539 456 4566

**Trading**

[traders@rs.iq](mailto:traders@rs.iq)

Tel: +964 727 002 0407

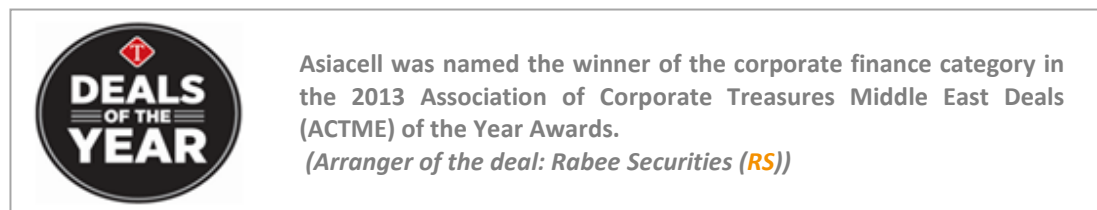
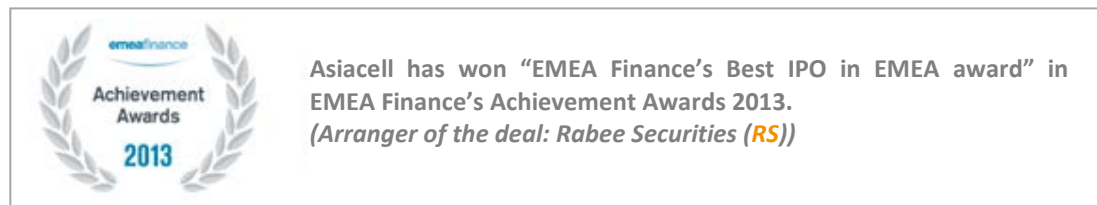
**Info**

[info@rs.iq](mailto:info@rs.iq)

Tel: +964 (770) 450 7463

**RS Bloomberg page: <RSIQ>**

**RS Website: RS.IQ**



**Baghdad HQ**

903/14/19  
Karada, Baghdad, Iraq  
Tel: +964 727 002 0407

**Erbil**

Italian Village offices  
Office No: 32, Erbil, Iraq  
Mob: +964 770 493 9999

**Suleymani**

Rand Gallery  
Office No: 4, Floor: 6, Suleymani, Iraq  
Mob: +964 770 651 9944

**Istanbul Rep. Office**

Halaskargazi Cad. No: 103/16  
Osmanbey, Istanbul, Turkey  
Tel: +90 212 219 2524  
Mob: +90 539 456 4566

**DISCLAIMER**

This publication may not be reproduced, modified, or re-disseminated in whole or in part without the prior written permission of Rabee Securities. The information provided herein is of a general nature and for informational purposes only and is not intended to serve as an offer or solicitation with respect to the purchase or sale of any security, or as a recommendation to adopt any particular trading strategy. Such information is subject to change without prior notice. Although Rabee Securities obtains information from sources it considers reliable, Rabee Securities makes no representations or warranties, express or implied, as to the information's accuracy or completeness. Furthermore, such information may be incomplete or condensed. Rabee Securities, its affiliates, directors, employees, assigns, agents, and successors bear no liability for any errors or omissions in this publication or for any losses arising from the use of or reliance upon this information. This limitation on liability applies to direct, indirect, consequential, special, punitive, or other damages, as well as damages for loss of profits or business interruption. Investors shall bear all responsibility for investment decisions taken on the basis of the contents of this report. Rabee Securities strongly advises potential investors to seek financial guidance when determining whether an investment is appropriate to their needs. All estimates included in this report constitute Rabee Securities' opinion as of the date published on the report and are subject to change without notice.