

For any inquiries, contact:

Research
Aysegul Ozge Ozgur
SVP, Head of Research (aozgur@rs.iq)

Tugba Tan
Analyst (ttan@rs.iq)

Lana Nihad
Associate (lnihad@rs.iq)

research@rs.iq

Trading
traders@rs.iq
Address: 903/14/19
Karada, Baghdad-Iraq
Tel: +964 (0) 727 002 0407

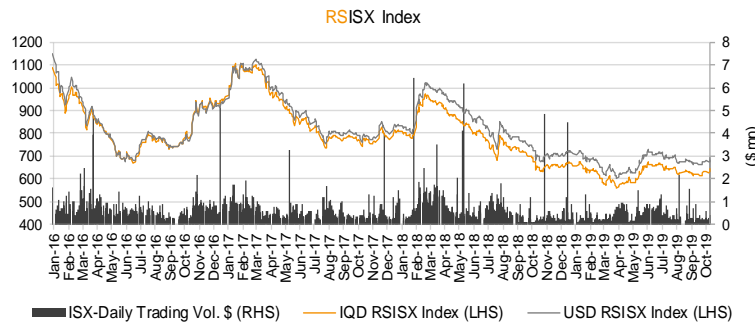
info@rs.iq

RS Website: RS.IQ
RS Bloomberg page: <RSIQ>

DISCLAIMER
This publication may not be reproduced, modified, or re-disseminated in whole or in part without the prior written permission of Rabee Securities. The information provided herein is of a general nature and for informational purposes only and is not intended to serve as an offer or solicitation with respect to the purchase or sale of any security, or as a recommendation to adopt any particular trading strategy. Such information is subject to change without prior notice. Although Rabee Securities obtains information from sources it considers reliable, Rabee Securities makes no representations or warranties, express or implied, as to the information's accuracy or completeness. Furthermore, such information may be incomplete or condensed. Rabee Securities, its affiliates, directors, employees, assigns, agents, and successors bear no liability for any errors or omissions in this publication or for any losses arising from the use of or reliance upon this information. This limitation on liability applies to direct, indirect, consequential, special, punitive, or other damages, as well as damages for loss of profits or business interruption. Investors shall bear all responsibility for investment decisions taken on the basis of the contents of this report. Rabee Securities strongly advises potential investors to seek financial guidance when determining whether an investment is appropriate to their needs. All estimates included in this report constitute Rabee Securities' opinion as of the date published on the report and are subject to change without notice.

Daily Bulletin / Monday

Iraqi Dinar Value **Daily Value Traded**
(CBI Auction Price: 1190* / Market Exchange Rate: 1220) **IQD3,169,522,876**



*The CBI increased selling price of one US\$ from 1184 IQD to 1190 IQD starting from May 24, 2018 while keeping buying price of one US\$ at 1182 IQD. The CBI stated that the maximum US\$ selling price of one US\$ by banks and other financial institutions would be 1200 IQD.

The RSISX Performance

	Close	Change (d/d)	Change (YTD)
IQD RSISX	645	-0.9%	-2.2%
USD RSISX	686	-0.9%	-3.4%

News from Iraq

Politics

- The United States has called on Iraq's government to stop using violence against protesters, reform its electoral system and hold early elections, the White House press secretary said in a statement. "The U.S. joins the UN Assistance Mission to Iraq in calling on the Iraqi government to halt the violence against protesters and fulfil President Salih's promise to pass electoral reform and hold early elections," the statement said on Monday. (Zawya)
- President Salih hosted a meeting held at the al-Salam Palace in Baghdad today morning. Prime Minister Adil Abdul Mahdi, Speaker of Parliament Mohammed al-Halbousi and Head of the Supreme Judicial Council Judge Fa'iq Zidan attended the meeting. In the meeting, different political and security developments were discussed in the midst of the large demonstrations going through Baghdad and number of Iraq's governorates. (Presidency.iq)

Economics

- Gulf Air, the national carrier of the Kingdom of Bahrain, has announced the resumption of its direct services between Bahrain and Erbil in Iraq; further strengthening the airline's existing Iraqi routes of Baghdad and Najaf. (Iraq Business News)
- The Kurdistan Regional Government (KRG) is taking the final steps in preparing a comprehensive reform package to send it for a parliamentary vote in the nearest future, said a Kurdish lawmaker. (Bas News)

ISX, ISC & CBI

9M19 (unaudited financial statements):

Bank of Baghdad (BBOB): B/S – 9M19: Assets: IQD1,205.8 bn, +5% q/q (+8% ytd), Net direct credit facilities: IQD153.2 bn, -4% q/q (-5% ytd), Financial assets at amortized costs: IQD104.0 bn, -16% q/q (+21% ytd), Cash and balances with Central Banks: IQD520.9 bn, -10% q/q (-15% ytd), Due from banks and other financial institutions: IQD346.6 bn, +66% q/q (+96% ytd), Customer deposits: IQD874.0 bn, +7% q/q (Corporate deposits: IQD373.7 bn, +13% q/q, Retail deposits: IQD500.3 bn, +3% q/q) (+12% ytd), Equity: IQD271.9 bn, +0.7% q/q (+2% ytd). **P&L – 3Q19:** Net interest income: +IQD0.8 bn, -57% y/y (-IQD0.5 bn in 2Q19 due to recording loss from suspended interest in 2Q19), Net commission income: IQD4.7 bn, +5% q/q (+17% y/y), Net FX income: IQD2.5 bn, -11% q/q (-7% y/y), Net income after tax: IQD1.8 bn, +191% q/q (-IQD0.2 bn in 3Q18). **P&L – 9M19:** Net interest income: IQD2.0 bn, -57% y/y, Net commission income: IQD13.1 bn, +22% y/y (Bank transfers' commissions: IQD12.6 bn, +29% y/y), Net FX income: IQD7.2 bn, +26% y/y, Net income after tax: IQD5.4 bn (+IQD0.1 bn in 9M18).

Al-Qabedh Islamic Bank (BQAB): B/S – 9M19: Assets: IQD262.6 bn, +5% q/q (-1% ytd), Monetary credits (Murabaha): IQD173.7 bn, +2% q/q (+34% ytd), Deposits: IQD13.3 bn, -22% ytd (IQD0.4 bn as end of 6M19). **P&L – 3Q19:** NBI: +IQD1.5 bn, +280 y/y (-IQD1.1 bn in 2Q19), Profit (loss) bef. tax: +IQD0.9 bn (-IQD1.8 bn in 2Q19 and -IQD0.05 bn in 3Q18). **P&L – 9M19:** NBI: IQD1.0 bn, -34% y/y, Profit (loss) bef. tax: -IQD0.7 bn (-IQD1.5 bn in 9M18).

- Ishar Hotel (HISH) will hold an AGM on Dec. 4, 2019 to discuss and approve 2017 annual financial statements. The company has been suspended since Aug. 20, 2019 due to not disclosing its 2018 annual financial statements.
- ISX will suspend trading of Iraqi for Seed Production (AISP) starting tomorrow (Nov. 12, 2019) due to not disclosing its 2019 financial statements.
- Gulf Insurance and Reinsurance (NGIR) resumed trading today (Nov. 11, 2019) after postponing its AGM, which was planned to be held on Nov. 4, 2019 to a new date, due to the lack of quorum.

Best and Worst Performers

Table (1.0): Best Performers	Code	Closing Price(IQD)	% Chg.	Trading Vol. (\$'000)/d
AL-Nukhba for Construction	SNUC	0.330	6.5%	0.62
Ashur International Bank	BASH	0.240	4.3%	0.27
Investment Bank of Iraq	BIBI	0.260	4.0%	2.56
Iraqi Agr. Prod. Mark. Meat	AIPM	5.150	2.4%	3.29
Al-Ameen for Insurance	NAME	0.470	2.2%	0.94

Table (1.1): Worst Performers	Code	Closing Price(IQD)	% Chg.	Trading Vol. (\$'000)/d
Babylon Hotel	HBAY	69.000	-4.2%	5.59
Al-Mosul for Funfairs	SMOF	13.250	-2.9%	0.01
Iraqi for Seed Production	AISP	5.800	-1.7%	13.05
Al-Mansour Bank	BMNS	0.640	-1.5%	16.36
Baghdad Soft Drinks	IBSD	3.310	-1.2%	1,670.94

Table (1.2): Top 5 Trading Volume	Code	Trading Vol. (IQDmn)/d	Trading Vol. (\$'000)/d	Share in total T. Volume
Baghdad Soft Drinks	IBSD	2,038.5	1,670.9	64.3%
International Islamic Bank (NR)	BINT	499.0	409.0	15.7%
National Chemical & Plastic Indust.	INCP	177.6	145.6	5.6%
AL- Kindi of Veterinary Vac.	IKLV	177.2	145.2	5.6%
Bank of Baghdad	BBOB	81.9	67.1	2.6%

Distribution of Trading Volumes by Sectors

Table (1.3): Sector	Trading Vol. (IQD mn)/d	Trading Vol. ('000 \$)/d	Share in Total Trading Volume (%)
Telecom Sector	6.1	5.0	0.2%
Banking Sector	690.6	566.0	21.8%
Industry Sector	2,438.1	1,998.5	76.9%
Hotels & Tourism Sec.	6.8	5.6	0.2%
Services Sector	6.8	5.5	0.2%
Agriculture Sector	19.9	16.3	0.6%
Insurance Sector	1.15	0.94	0.0%
Investment Sector	-	-	-
Money Transfer sector	-	-	-
Total	3,169.5	2,598.0	100.0%

Daily Transactions in Brief

The **RSISX** index ended the day at **IQD645/ \$686 (-0.9%) (-2.2% and -3.4% YTD change respectively)**.

The number of traded shares was **2.9 bn** and the trading volume was **IQD3.2 bn (\$2.6 mn)**.

6 out of **31** traded listed stocks' price increased while the prices of **7** stocks decreased and the price of remaining **18** stocks haven't changed.

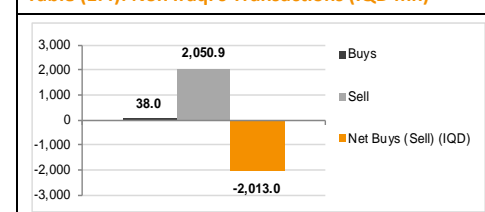
Non-Iraqis executed 84 transactions in this session:

Buy: **IQD38.0 mn (\$31.1 K)**; **30** transactions in **7** companies operating in industry, service and telecom sectors.

Sell: **IQD2,050.9 mn (\$1,681.1 K)**; **54** transactions in **9** companies operating in banking, industry, service and telecom sectors.

Net sell: **IQD2,013.0 mn (\$1,649.9 K)**. Share in total trading volume: **33%**

Table (1.4): Non Iraqi's Transactions (IQD mn)



Note: Follow Rabee Securities (RS) on Twitter, join Facebook and LinkedIn groups.



Table (1.5): Performance of Traded Shares

Company Names	ISX Code	Opening Price (IQD/share)	Price at Session Close (IQD/share)	Previous Closing Price (IQD/share)	Change in Closing Price	Highest Price (IQD/share)	Lowest Price (IQD/share)	No. of Trades (#/d)	No. of Traded Shares (mn)/d	Trading Vol. (IQD mn) /d	Avg. Daily Trading Vol. (Excluding Cross Trans.) ('000 \$)*	Mcap (\$mn)	Last Fin.**	P/E (Last)	P/BV (Last)
Telecom Sector															
Asiacell Communications PJSC	TASC	8.10	8.10	8.10	0.0%	8.10	8.10	5	1	4	256.3	2,058.2	6M19	18.9	2.0
Al-Khatem Telecom (NR)	TZNI	2.60	2.60	2.60	0.0%	2.60	2.60	10	1	2	17.6	3,899.5	6M19	68.2	2.3
Telecom Sector Total								15	1	6		5,957.7			
Banking Sector															
Al-Arabiya Islamic Bank (NR)	BAAI	-	no trade	1.15	-	-	-	-	-	-	0.0	235.7	6M19	n.v.	1.2
Asia Al Iraq Islamic Bank (NR)	BAIB	-	no trade	1.10	-	-	-	-	-	-	4.8	90.2	6M19	n.v.	1.1
Ashur International Bank	BASH	0.24	0.24	0.23	4.3%	0.24	0.24	5	1	0	0.2	49.2	6M19	10.1	0.2
Babylon Bank	BBAY	-	Suspend/ISC	0.09	-	-	-	-	-	-	0.4	18.4	6M19	9.9	0.1
Bank of Baghdad	BBOB	0.31	0.31	0.31	0.0%	0.31	0.31	26	264	82	53.3	63.5	9M19	8.1	0.3
Cihan Bank for Islamic & Finance	BCIH	-	no trade	2.50	-	-	-	-	-	-	39.9	522.5	6M19	n.v.	2.2
Commercial Bank of Iraq	BCOI	0.47	0.47	0.47	0.0%	0.47	0.47	11	18	8	8.1	96.3	9M19	13.1	0.4
Dijlah & Furat Bank (NR)	BDFD	-	Suspend/ISC	0.25	-	-	-	-	-	-	0	23.0	6M19	n.v.	0.2
Dar Es Salaam Inv. Bank (NR)***	BDSI	-	Suspend/ISC	0.13	-	-	-	-	-	-	0	26.6	3M18	n.v.	0.4
Economy Bank (NR)	BEFI	-	Suspend/ISC	0.53	-	-	-	-	-	-	0	108.2	9M19	144.3	0.5
Elaf Islamic Bank	BELF	-	no trade	0.18	-	-	-	-	-	-	0.0	36.9	6M19	4.1	0.2
Erbil Bank for Invest. & Finance (NR)	BERI	-	no trade	0.60	-	-	-	-	-	-	0.0	130.3	6M19	n.v.	0.6
Gulf Commercial Bank	BGUC	0.14	0.14	0.14	0.0%	0.14	0.14	3	11	2	7.5	34.4	6M19	n.v.	0.1
Investment Bank of Iraq	BIBI	0.26	0.26	0.25	4.0%	0.26	0.26	4	12	3	8.8	53.3	6M19	5,432.7	0.2
International Development Bank (NR)	BIDB	-	no trade	0.81	-	-	-	-	-	-	0.0	166.0	9M19	29.7	0.8
Iraqi Islamic Bank	BIIB	-	no trade	0.38	-	-	-	-	-	-	0.4	77.9	6M19	14.0	0.4
Iraqi Middle East Investment Bank	BIME	0.10	0.10	0.10	0.0%	0.10	0.10	23	64	6	6.6	20.5	6M19	n.v.	0.1
Iraq Noor Islamic Bank (NR)	BINI	-	no trade	0.95	-	-	-	-	-	-	-	195.1	9M19	52.0	0.9
International Islamic Bank (NR)***	BINT	1.00	1.00	1.00	0.0%	1.00	1.00	2	499	499	92.9	204.9	6M19	249.5	2.6
Al Janoob Islamic Bank (NR)	BJAB	1.00	1.00	1.00	0.0%	1.00	1.00	1	1	1	204.9	6M19	n.v.	1.0	
Kurdistan International Islamic Bank	BKUI	-	no trade	1.09	-	-	-	-	-	-	1.3	357.4	6M19	n.v.	0.7
Al-Ataa Islamic Bank (NR)	BLAD	0.10	0.10	0.10	0.0%	0.10	0.10	4	20	2	78.6	20.5	6M19	n.v.	0.1
Mosul Bank	BMFI	0.15	0.15	0.15	0.0%	0.15	0.15	4	22	3	1.5	31.0	6M19	80.0	0.1
Al-Mansour Bank	BMNS	0.65	0.64	0.65	-1.5%	0.65	0.64	7	31	20	10.7	131.1	6M19	8.9	0.6
National Islamic Bank	BNAI	-	no trade	0.85	-	-	-	-	-	-	99.1	174.9	6M19	62.4	0.8
National Bank of Iraq	BNOI	0.50	0.50	0.50	0.0%	0.50	0.50	1	3	1	2.3	102.5	6M19	33.2	0.5
North Bank	BNOR	-	Suspend/ISC	0.11	-	-	-	-	-	-	0	27.0	6M19	n.v.	0.1
Al-Qabedh Islamic Bank (NR)	BQAB	-	no trade	1.00	-	-	-	-	-	-	-	204.9	6M19	m.d.	1.0

Table (1.6): Performance of Traded Shares

Company Names	ISX Code	Opening Price (IQD/share)	Price at Session Close (IQD/share)	Previous Closing Price (IQD/share)	Change in Closing Price	Highest Price (IQD/share)	Lowest Price (IQD/share)	No. of Trades (#/d)	No. of Traded Shares (mn)/d	Trading Vol. (IQD mn) /d	Avg. Daily Trading Vol. (Excluding Cross Trans.) ('000 \$)*	Mcap (\$mn)	Last Fin.**	P/E (Last)	P/BV (Last)
Banking Sector (Cont.)															
Al-Qurtas Islamic Bank (NR)	BQUR	-	no trade	-	-	-	-	-	-	-	-	-	6M19	-	-
Credit Bank of Iraq (NR)	BROI	-	no trade	0.38	-	-	-	-	-	-	1.2	77.9	6M19	n.v.	0.3
Region Trade Bank (NR)	BRTB	-	no trade	1.00	-	-	-	-	-	-	-	204.9	6M19	144.7	0.9
Sumer Commercial Bank	BSUC	0.51	0.51	0.51	0.0%	0.51	0.51	1	4	2	0.9	104.5	6M19	117.7	0.5
Al Taif Islamic Bank for Inv. & Finance (NR)	BTIB	-	no trade	1.20	-	-	-	-	-	-	169.5	98.4	6M19	106.1	1.2
Trans Iraq Bank for Investment	BTRI	-	no trade	0.67	-	-	-	-	-	-	-	144.9	6M19	80.5	0.7
Trust International Islamic Bank (NR)	BTRU	-	no trade	0.35	-	-	-	-	-	-	-	71.7	9M19	1,190.4	0.4
United Bank	BUND	0.06	0.06	0.06	0.0%	0.06	0.06	65	1,007	60	9.7	14.8	6M19	n.v.	0.1
Union Bank (NR)	BUOI	-	Suspend/ISC	0.29	-	-	-	-	-	-	0	59.9	3M18	48.1	0.3
World Islamic Bank for Inv. & Fin. (NR)	BWOR	-	no trade	1.00	-	-	-	-	-	-	-	204.9	9M19	n.v.	1.0
Zain Al-Iraq Islamic Bank (NR)	BZII	-	no trade	0.37	-	-	-	-	-	-	88.7	75.8	6M19	n.v.	0.4
Banking Sector Total								157	1,957	691		4,464.8			
Industry Sector															
Baghdad for Packing Materials	IBPM	-	no trade	1.80	-	-	-	-	-	-	0.3	1.6	6M19	45.1	1.8
Baghdad Soft Drinks	IBSD	3.31	3.31	3.35	-1.2%	3.31	3.30	34	616	2,039	84.7	481.1	9M19	12.7	1.6
Electronic Industries	IELI	-	Suspend/ISC	0.45	-	-	-	-	-	-	0	6.6	6M17	n.v.	0.6
Fallujah for Construction Mat. (NR)	IFCM	-	Suspend/ISC	1.51	-	-	-	-	-	-	0	3.9	9M19	182.0	1.5
Nationality H. Furniture (NR)***	IHFI	-	no trade	1.35	-	-	-	-	-	-	0.4	1.8	9M19	20.1	0.9
Al-Hilal Industries	IHLI	-	Suspend/ISC	0.48	-	-	-	-	-	-	20.7	4.9	9M19	n.v.	n.v.
Iraqi for Carton Manufact. & Trading	IICM	-	Suspend/ISC	0.27	-	-	-	-	-	-	0	1.7	6M18	n.v.	n.v.
Iraqi Date Processing&Marketing	IIDP	1.16	1.16	1.15	0.9%	1.16	1.15	6	1	1	14.2	16.4	FY18	n.v.	1.0
Iraqi Engineering Works	IIEW	-	Suspend/ISC	0.82	-	-	-	-	-	-	0.0	1.0	6M19	n.v.	1.1
Iraqi For Tufted Carpets	IITC	8.49	8.49	8.49	0.0%	8.49	8.49	2	0	0	1.1	3.5	6M19	13.8	1.8
Al -Khazer for Construction M. (NR)	IKHC	-	no trade	1.48	-	-	-	-	-	-	0.1	1.3	6M19	99.9	1.2
AL- Kindi of Veterinary Vac.	IKLV	1.64	1.64	1.64	0.0%	1.65	1.62	17	108	177	10.9	8.0	6M19	15.7	1.5
Al-Mansour Pharma. Ind.	IMAP	1.09	1.08	1.09	-0.9%	1.12	1.08	55	39	43	4.6	5.7	9M19	179.0	1.0
Modern Chemical Industries (NR)	IMCI	-	no trade	85.00	-	-	-	-	-	-	14.6	12.5	6M19	n.v.	3.4
Modern Construction Mat. (NR)	IMCM	-	Suspend/ISC	0.47	-	-	-	-	-	-	0	2.1	9M13	2,275.4	0.5
Metallic Ind. and Bicycles	IMIB	-	no trade	2.35	-	-	-	-	-	-	4.5	14.4	9M19	n.v.	n.v.
Modern Sewing	IMOS	-	Suspend/GA	5.60	-	-	-	-	-	-	1.8	4.6	9M19	n.v.	3.0
Modern Paint Industries (NR)	IMPI	-	Suspend/ISC	1.25	-	-	-	-	-	-	0	9.4	FY15	n.v.	2.5
National Chemical & Plastic Industries	INCP	1.38	1.36	1.36	0.0%	1.43	1.35	117	127	178	11.5	16.9	9M19	22.0	5.1
Ready Made Clothes	IRMC	10.90	10.50	10.50	0.0%	10.90	10.50	8	0	1	0.7	13.7	6M19	130.9	7.2
The Light Industries (NR)	ITLI	-	Suspend/ISC	0.31	-	-	-	-	-	-	0	4.3	FY17	n.v.	n.v.
Industry Sector Total								239	890	2,438		615.5			
Hotels & Tourism Sector															
Ashour Hotel (NR)	HASH	-	Suspend/ISC	6.40	-	-	-	-	-	-	0.1	2.0	FY18	n.v.	14.8
Baghdad Hotel	HBAG	-	no trade	8.32	-	-	-	-	-	-	1.0	26.2	6M19	14.4	4.3
Babylon Hotel	HBAY	70.00	69.00	72.00	-4.2%	71.50	69.00	20	0	7	18.3	113.1	9M19	32.4	11.4
Ishtar Hotels	HISH	-	Suspend/ISC	10.50	-	-	-	-	-	-	1.5	30.1	9M19	13.0	2.4
Karbala Hotels***	HKAR	-	Suspend/GA	0.85	-	-	-	-	-	-	0.2	5.2	6M19	n.v.	0.8

Source: Iraq Stock Exchange

Table (1.7): Performance of Traded Shares

Company Names	ISX Code	Opening Price (IQD/share)	Price at Session Close (IQD/share)	Previous Closing Price (IQD/share)	Change in Closing Price	Highest Price (IQD/share)	Lowest Price (IQD/share)	No. of Trades (#/d)	No. of Traded Shares (mn)/d	Trading Vol. (IQD mn) /d	Avg. Daily Trading Vol. (Excluding Cross Trans.) ('000 \$)*	Mcap (\$mn)	Last Fin.**	P/E (Last)	P/BV (Last)
Hotels & Tourism Sector (Cont.)															
Mansour Hotel	HMAN	-	Suspend/ISC	12.02	-	-	-	-	-	-	1.0	28.8	3M19	17.4	11.4
National for Tourist Investment	HNTI	-	no trade	8.85	-	-	-	-	-	-	10.4	45.4	9M19	60.1	3.8
Palestine Hotel	HPAL	-	no trade	9.20	-	-	-	-	-	-	2.2	33.7	9M19	25.3	5.7
Al-Sadeer Hotel***	HSAD	-	Suspend/ISC	11.00	-	-	-	-	-	-	0.3	15.6	9M19	n.v.	n.v.
Mosul Dam Tourist Village (NR)	HTVM	-	no trade	4.90	-	-	-	-	-	-	0.0	1.0	9M19	n.v.	-
Hotel&Tourism Sector Total								20	0	7		301.1			
Services Sector															
Al-Ameen Estate Inv. (NR)	SAEI	-	no trade	0.72	-	-	-	-	-	-	0.1	4.1	9M19	11.3	0.7
AL-Badia for General Trans	SBAG	-	Suspend/ISC	0.59	-	-	-	-	-	-	0	1.1	9M16	n.v.	0.4
Baghdad Passengers Transport	SBPT	-	no trade	20.75	-	-	-	-	-	-	3.7	17.0	9M19	12.6	4.5
Iraqi for General Transp. (NR)	SIGT	-	Suspend/ISC	0.55	-	-	-	-	-	-	0	1.8	FY15	n.v.	0.5
Iraqi Land Transport	SILT	-	Suspend/ISC	0.94	-	-	-	-	-	-	24.4	10.8	6M19	31.1	1.1
Kharkh Tour Amusement City	SKTA	3.76	3.75	3.75	0.0%	3.76	3.75	8	1	2	2.3	3.1	9M19	n.v.	3.0
Al-Mosul for Funfairs	SMOF	13.25	13.25	13.65	-2.9%	13.25	13.25	1	0	0	3.3	8.7	6M19	n.v.	3.7
Mamoura Real-estate Inv.	SMRI	1.70	1.70	1.71	-0.6%	1.71	1.70	4	2	4	4.4	31.7	9M19	36.7	1.6
AL-Nukhba for Construction	SNUC	0.33	0.33	0.31	6.5%	0.33	0.33	7	2	1	0.1	0.6	9M19	n.v.	0.3
Services Sector Total								20	5	7		78.8			
Agriculture Sector															
Al-Ahliya for Agricultural Prod.	AAHP	-	no trade	1.19	-	-	-	-	-	-	0.0	0.6	6M19	39.7	2.3
Iraqi Agr. Prod. Mark. Meat	AIPM	5.10	5.15	5.03	2.4%	5.18	5.10	14	1	4	2.7	21.1	9M19	130.3	3.6
Iraqi Agricultural Products	AIRP	-	no trade	9.50	-	-	-	-	-	-	1.0	2.8	9M19	33.4	1.4
Iraqi for Seed Production***	AISP	5.86	5.80	5.90	-1.7%	5.86	5.80	13	3	16	34.0	64.9	6M19	n.v.	11.2
Modern Animal & Agr. Production	AMAP	-	Suspend/ISC	0.21	-	-	-	-	-	-	0.1	0.7	6M19	10.7	0.2
Middle East Prod. & Mark. - Fish	AMEF	-	Suspend/ISC	8.75	-	-	-	-	-	-	0.0	2.2	FY18	50.0	1.6
Agriculture Sector Total								27	4	20		92.2			
Insurance Sector															
AHliya For Insurance (NR)	NAHF	-	no trade	0.46	-	-	-	-	-	-	0.6	0.9	9M19	n.v.	0.5
Al-Ameen for Insurance***	NAME	0.47	0.47	0.46	2.2%	0.47	0.47	3	2	1	4.5	1.9	9M19	26.6	0.6
Dar Al-Salam for Insurance (NR)	NDSA	-	no trade	0.80	-	-	-	-	-	-	0.5	4.6	9M19	12.3	0.7
Gulf Insurance&Reinsurance	NGIR	-	no trade	0.58	-	-	-	-	-	-	0.1	1.0	6M19	4.2	0.5
Al-Hamraa for Insurance (NR)	NHAM	-	no trade	0.42	-	-	-	-	-	-	-	2.4	6M19	4.7	0.3
Insurance Sector Total								3	2	1		10.8			

Table (1.8): Performance of Traded Shares

Company Names	ISX Code	Opening Price (IQD/share)	Price at Session Close (IQD/share)	Previous Closing Price (IQD/share)	Change in Closing Price	Highest Price (IQD/share)	Lowest Price (IQD/share)	No. of Trades (#/d)	No. of Traded Shares (mn)/d	Trading Vol. (IQD mn) /d	Avg. Daily Trading Vol. (Excluding Cross Trans.) ('000 \$)*	Mcap (\$mn)	Last Fin.**	P/E (Last)	P/BV (Last)
Investment Sector															
Al-Ameen Financial Inv. (NR)	VAMF	-	no trade	1.09	-	-	-	-	-	-	0.0	1.3	9M19	n.v.	2.0
AL- Batek Investment (NR)	VBAT	-	Suspend/ISC	0.45	-	-	-	-	-	-	0.0	0.4	9M19	n.v.	0.4
Al-Khair for Financial Inv. (NR)	VKHF	-	Suspend/ISC	0.22	-	-	-	-	-	-	0	1.3	9M16	n.v.	0.2
Bain Al-Nahrain Financial Inv. (NR)	VMES	-	no trade	0.90	-	-	-	-	-	-	-	0.7	9M19	n.v.	1.5
AL-Wiaam for Financial Inv. (NR)	VWIF	-	no trade	0.65	-	-	-	-	-	-	0.0	1.1	6M19	58.7	0.7
Al-Zawraa for Financial Inv. (NR)	VZAF	-	no trade	0.33	-	-	-	-	-	-	0.0	0.3	6M19	n.v.	0.3
Investment Sector Total												5.1			
Money Transfer Sector															
Al-Manafaa for Money Trans. (NR)	MTMA	-	no trade	-	-	-	-	-	-	-	-	-	9M19	-	-
Mouta for Remittance (NR)	MTMO	-	Suspend/ISC	-	-	-	-	-	-	-	0	-	FY17	-	-
Al Nibal Al Arabya for Money T. (NR)	MTNI	-	Suspend/ISC	1.00	-	-	-	-	-	-	-	36.9	9M19	335.0	1.0
Nobles for Money Transfer (NR)	MTNO	-	no trade	1.00	-	-	-	-	-	-	-	24.6	9M19	n.v.	0.7
Money Transfer Sector Total												61.5			
Grand Total								481	2,859	3,170		11,587.6			

Source: Iraq Stock Exchange

*Average data was calculated according to recent six months, by dividing the total trading volume (excluding cross transactions) in the last six months to total number of trading days (excluding the No. of days share were suspended due to GA or by ISC).

** Last Financials: The date of the most recent financial statements.

P/E (Last): While calculating P/E (Last), we divided "Current Mcap" to "trailing net profit" when the recently announced financial statements are for the interim period. For the companies which trailing profit cannot be calculated due to lack of information, we divide "Current Mcap" to "annualized YTD profit," while calculating P/E (Last). We adjusted unaudited profit before tax values by deducting 15% income tax, while calculating annualized YTD profit.

P/BV (Last): Calculated by dividing "Current Mcap" to "BV in its Last Financials".

Iraqi banks started to publish IFRS annual reports starting 2016; however, interim period results are available according to Iraqi accounting rules. As a result, we will continue to depend only on the financial results prepared according to Iraqi accounting rules to be able to work with consistent data till the financial statements for both quarterly and annual data will be available according to IFRS standards.

***When the original shares resume trading, we start using the number of shares that the company will reach after the capital increase with the assumption that the capital increase was reflected to the price of the shares. We use the new capital in calculating Mcap.

Note: "Suspend/ISC" companies are not trading due to ISC Instructions.

"Suspend/GA" companies are not trading due to General Assembly Meetings.

"(NR)": These are the companies which are trading in the Non-Regular market (in compliance with Iraq Securities Commission law numbered 132/9 on 20/12/2012). These companies were moved to the secondary market (non-regular) because of the decrease in their trading volume and the number of days that these companies are being traded for. Please note, according to the Regulations of the Secondary Market, in each trading session, the average share price will be calculated for each share. The maximum increase or decrease of +/- 20% will be based on the average price in the previous session. The price should be valid during three effective trading sessions after the listing, and it will be free in the first trading session after capital increasing.

"We use the FX rate given by the bank that Rabee Securities makes its banking transactions while calculating the dollar values in our research reports instead of CBI market FX rate to be more conservative."

For any inquiries, contact:

Research

Aysegul Ozge Ozgur (SVP, Head of Research)

aogur@rs.iq

Tugba Tan (Analyst)

ttan@rs.iq

Lana Nihad (Associate)

lnihad@rs.iq

research@rs.iq

Tel: +90 212 219 2524

Mob: +90 539 456 4566

Trading

traders@rs.iq

Tel: +964 727 002 0407

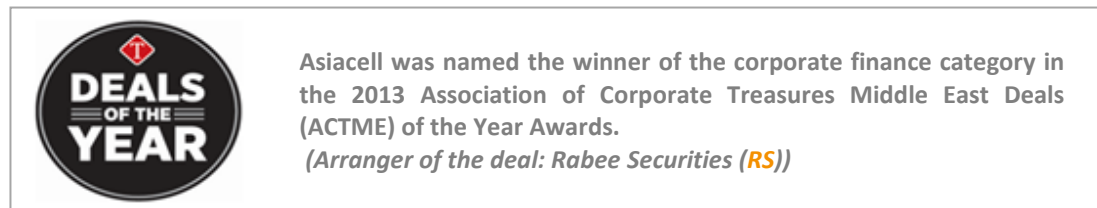
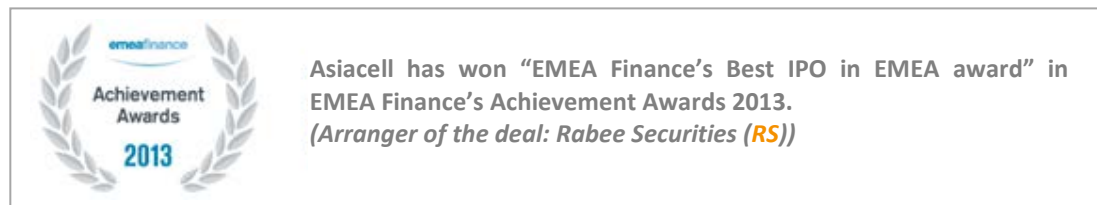
Info

info@rs.iq

Tel: +964 (770) 450 7463

RS Bloomberg page: <RSIQ>

RS Website: RS.IQ



Baghdad HQ

903/14/19

Karada, Baghdad, Iraq

Tel: +964 727 002 0407

Erbil

Italian Village offices

Office No: 32, Erbil, Iraq

Mob: +964 770 493 9999

Suleymani

Rand Gallery

Office No: 4, Floor: 6, Suleymani, Iraq

Mob: +964 770 651 9944

Istanbul Rep. Office

Halaskargazi Cad. No: 103/16

Osmanbey, Istanbul, Turkey

Tel: +90 212 219 2524

Mob: +90 539 456 4566

DISCLAIMER

This publication may not be reproduced, modified, or re-disseminated in whole or in part without the prior written permission of Rabee Securities. The information provided herein is of a general nature and for informational purposes only and is not intended to serve as an offer or solicitation with respect to the purchase or sale of any security, or as a recommendation to adopt any particular trading strategy. Such information is subject to change without prior notice. Although Rabee Securities obtains information from sources it considers reliable, Rabee Securities makes no representations or warranties, express or implied, as to the information's accuracy or completeness. Furthermore, such information may be incomplete or condensed. Rabee Securities, its affiliates, directors, employees, assigns, agents, and successors bear no liability for any errors or omissions in this publication or for any losses arising from the use of or reliance upon this information. This limitation on liability applies to direct, indirect, consequential, special, punitive, or other damages, as well as damages for loss of profits or business interruption. Investors shall bear all responsibility for investment decisions taken on the basis of the contents of this report. Rabee Securities strongly advises potential investors to seek financial guidance when determining whether an investment is appropriate to their needs. All estimates included in this report constitute Rabee Securities' opinion as of the date published on the report and are subject to change without notice.