

For any inquiries, contact:

Research

Aysegul Ozge Ozgur

SVP, Head of Research (aozgur@rs.iq)

Tugba Tan

Analyst (ttan@rs.iq)

Lana Nihad

Associate (lnihad@rs.iq)

research@rs.iq

Trading

traders@rs.iq

Address: 903/14/19 Karada, Baghdad-Iraq

Tel: +964 (0) 727 002 0407

info@rs.iq

RS Website: RS.IQ

RS Bloomberg page: <RSIQ>

Closing prices for the shares traded on the ISX are available on Bloomberg.

DISCLAIMER

This publication may not be reproduced, modified, or re-disseminated in whole or in part without the prior written permission of Rabee Securities. The information provided herein is of a general nature and for informational purposes only and is not intended to serve as an offer or solicitation with respect to the purchase or sale of any security, or as a recommendation to adopt any particular trading strategy. Such information is subject to change without prior notice. Although Rabee Securities obtains information from sources it considers reliable, Rabee Securities makes no representations or warranties, express or implied, as to the information's accuracy or completeness. Furthermore, such information may be incomplete or condensed. Rabee Securities, its affiliates, directors, employees, assigns, agents, and successors bear no liability for any errors or omissions in this publication or for any losses arising from the use of or reliance upon this information. This limitation on liability applies to direct, indirect, consequential, special, punitive, or other damages, as well as damages for loss of profits or business interruption. Investors shall bear all responsibility for investment decisions taken on the basis of the contents of this report. Rabee Securities strongly advises potential investors to seek financial guidance when determining whether an investment is appropriate to their needs. All estimates included in this report constitute Rabee Securities' opinion as of the date published on the report and are subject to change without notice.

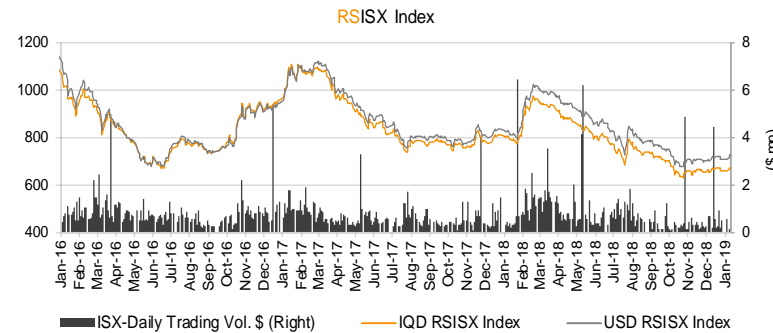
Daily Bulletin / Wednesday

Iraqi Dinar Value

(CBI Auction Price: 1190* / Market Exchange Rate: 1207.5)

Daily Value Traded

IQD528,281,461



*The CBI increased selling price of one US\$ from 1184 IQD to 1190 IQD starting from May 24, 2018 while keeping buying price of one US\$ at 1182 IQD. The CBI stated that the maximum US\$ selling price by banks and other financial institutions would be 1200 IQD.

The RSISX Performance

	Close	Change (d/d)	Change (YTD)
IQD RSISX	675	0.1%	2.3%
USD RSISX	725	0.1%	2.1%

News from Iraq

Politics

- The President Barham Salih received in Baghdad on Tuesday, the senior British Defense Adviser to the Middle East, John Lorimer, accompanied by British Ambassador to Iraq, John Wilkes. During the meeting, the two sides discussed the developments of the political and security situation on the regional and international arenas. They also discussed the development of bilateral relations between the two countries, particularly in the military fields. (Presidency.iq)
- US Secretary of State Mike Pompeo arrived in Baghdad on Wednesday in a surprise visit to meet Iraqi officials including the country's Prime Minister, reporters say. The State Department has not yet confirmed the visit, but a trip to Iraq expected not to be on the official schedule due to security reasons. Pompeo met with Iraqi speaker of parliament Muhammad Al Halbusi, Iraq state television reports. Defeating ISIS will be at the top of the agenda for Mr. Pompeo and Iraqi officials. Pompeo is currently on a tour of the Middle East in which he will reassure allies about the United States' commitment to the region, encouraging bilateral and regional co-operation and ensuring a lasting peace in conflict areas. (The National)
- US Consul-General Steven Fagin met with lawmakers from the New Generation Movement at the Kurdistan Parliament on Tuesday. New Generation lawmaker Diyari Anwar said that their discussion focused the political situation in the Kurdistan Region, especially the current inactivity of parliament and the legislature's failure to elect a speaker and two deputies. (NRT tv)

Economics

- Member of the Council of Representatives' Finance Committee Ahmad Haji Rashid said on Tuesday that the Kurdistan Regional Government (KRG) and the Iraqi government had reached an agreement to increase funding for the Region in the draft federal budget for 2019. An additional IQD137 bn (\$115 mn) will be added to the KRG's monthly allocation in the draft budget, bringing the monthly total to IQD454 bn (\$381.2 mn). "IQD67 bn (\$56.2 mn) has been separately allocated for the Peshmerga," said Haji Rashid, who represents the Kurdistan Islamic Group (KIG) in parliament. (NRT tv)

ISX, ISC & CBI

- ISX will suspend trading of the following companies on Jan. 13, 2019 due to not disclosing their 3M18 financial results: BASH, HISH, SKTA, HASH, IICM, ITLI, IELI, IMPI, IHFI, IMCM, IFCM, IKHC, SBAG, SIGT and VKHF.
- ISX will suspend trading of Ahliya for Insurance (NAHF) starting Jan. 16, 2019 due to the AGM* that will be held on Jan. 21, 2019 to discuss and approve 2017 annual financial results.
- Babylon Hotel (HBAY) invited its shareholders today (Jan. 9, 2019) to receive their 2016 cash dividend. The company decided in its AGM on Nov. 19, 2017 to distribute 20% cash dividend (IQD0.20 dividend per share).
- According to the ISX announcement, the opening price of the IQD5.0 mn class bonds (CB125) will be IQD5,311,233 tomorrow (Jan. 10, 2019). [Table: 1.9]

Best and Worst Performers

Table (1.0): Best Performers	Code	Closing Price(IQD)	% Chg.	Trading Vol. (\$'000)/d
Bank of Baghdad	BBOB	0.330	10.0%	124.76
Modern Animal & Agr. Production	AMAP	0.240	9.1%	0.08
Mosul Bank	BMFI	0.170	6.3%	1.49
Iraqi Islamic Bank	BIIB	0.380	5.6%	0.09
Middle East Prod. & Mark. - Fish	AMEF	9.500	3.8%	8.26

Table (1.1): Worst Performers	Code	Closing Price(IQD)	% Chg.	Trading Vol. (\$'000)/d
Karbala Hotels	HKAR	0.900	-10.0%	2.73
Modern Sewing	IMOS	4.220	-3.9%	6.08
Iraqi Date Processing&Marketing	IIDP	1.220	-3.2%	1.00
National Bank of Iraq	BNOI	0.350	-2.8%	12.66
Al-Mansour Bank	BMNS	0.740	-2.6%	30.80

Table (1.2): Top 5 Trading Volume	Code	Trading Vol. (IQDmn)/d	Trading Vol. (\$'000)/d	Share in total T. Volume
Bank of Baghdad	BBOB	150.6	124.8	28.5%
Iraqi Middle East Bank	BIME	70.6	58.5	13.4%
Alnoor for Money Transfer (NR)	MTNN	59.9	49.6	11.3%
Gulf Commercial Bank	BGUC	59.1	48.9	11.2%
Baghdad Soft Drinks	IBSD	45.3	37.5	8.6%

Distribution of Trading Volumes by Sectors

Table (1.3): Sector	Trading Vol. (IQD mn)/d	Trading Vol. ('000 \$)/d	Share in Total Trading Volume (%)
Telecom Sector	1.2	1.0	0.2%
Banking Sector	341.9	283.2	64.7%
Industry Sector	90.7	75.1	17.2%
Hotels & Tourism Sec.	15.8	13.1	3.0%
Services Sector	4.0	3.3	0.8%
Agriculture Sector	14.7	12.2	2.8%
Insurance Sector	-	-	-
Investment Sector	-	-	-
Money Transfer sector	59.9	49.6	11.3%
Total	528.3	437.5	100.0%

Daily Transactions in Brief

The **RSISX** index ended the day at **IQD675 / \$725 (+0.1%) (+2.3% YTD and +2.1% YTD, respectively)**.

The number of traded shares was **1.7 bn** and the trading volume was **IQD528 mn (\$438 K)**.

9 out of **30** traded listed stocks' price increased while the prices of **12** stocks decreased and the price of remaining **9** stocks haven't changed.

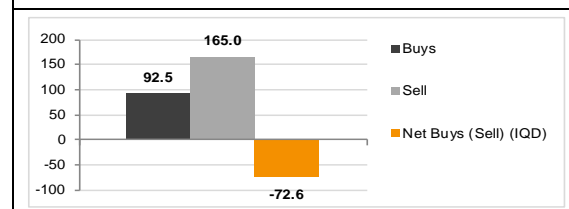
Non Iraqis executed 122 transactions in this session:

Buy: **33** transactions in **2** companies operating in banking sector.

Sell: **89** transactions in **5** companies operating in industry, banking and money transfer sectors.

Net sell: **IQD72.6 mn (\$60.1 K)**. Share in total trading volume: **24.4%**

Table (1.4): Non Iraqis' Transactions (IQD mn)



Note: Follow Rabee Securities (**RS**) on Twitter, join Facebook and LinkedIn groups.



Table (1.5): Performance of Traded Shares

Company Names	ISX Code	Opening Price (IQD/share)	Price at Session Close (IQD/share)	Previous Closing Price (IQD/share)	Change in Closing Price	Highest Price (IQD/share)	Lowest Price (IQD/share)	No. of Trades (#/d)	No. of Traded Shares (mn)/d	Trading Vol. (IQD mn) /d	Avg. Daily Trading Vol. (Excluding Cross Trans.) ('000 \$)*	Mcap (\$mn)	Last Fin.**	P/E (Last)	P/BV (Last)
Telecom Sector															
Asiacell Communications PJSC	TASC	7.50	7.50	7.60	-1.3%	7.50	7.50	4	0	1	12.7	1,925.5	9M18	15.2	1.3
Al-Khatem Telecom (NR)	TZNI	-	no trade	2.85	-	-	-	-	-	-	36.8	4,318.7	9M18	112.7	2.5
Telecom Sector Total								4	0	1		6,244.2			
Banking Sector															
Al-Arabiya Islamic Bank (NR)	BAAI	-	no trade	1.00	-	-	-	-	-	-	-	207.0	9M18	-	1.0
Asia Al Iraq Islamic Bank (NR)	BAIB	-	no trade	1.15	-	-	-	-	-	-	56.2	95.2	9M18	-	1.1
Ashur International Bank	BASH	0.23	0.23	0.23	0.0%	0.23	0.23	3	6	1	3.1	47.6	9M18	3.2	0.2
Babylon Bank	BBAY	-	Suspend/ISC	0.19	-	-	-	-	-	-	0.6	39.3	9M18	9.7	0.2
Bank of Baghdad	BBOB	0.30	0.33	0.30	10.0%	0.33	0.30	77	485	151	71.9	68.3	9M18	-	0.3
Cihan Bank for Islamic & Finance	BCIH	-	no trade	2.65	-	-	-	-	-	-	48.2	559.6	9M18	-	2.1
Commercial Bank of Iraq	BCOI	-	Suspend/GA	0.48	-	-	-	-	-	-	7.9	99.4	9M18	11.9	0.4
Dijlah & Furat Bank (NR)	BDFD	-	Suspend/ISC	0.25	-	-	-	-	-	-	0	23.2	9M18	-	0.2
Dar Es Salaam Inv. Bank (NR)***	BDSI	-	Suspend/ISC	0.13	-	-	-	-	-	-	0	26.9	3M18	-	0.2
Economy Bank (NR)	BEFI	-	Suspend/ISC	0.53	-	-	-	-	-	-	0	109.3	9M18	-	0.5
Elaf Islamic Bank	BELF	-	no trade	0.22	-	-	-	-	-	-	0.0	45.5	9M18	21.7	0.2
Erbil Bank for Invest. & Finance (NR)	BERI	-	no trade	-	-	-	-	-	-	-	-	-	9M18	-	-
Gulf Commercial Bank	BGUC	0.20	0.20	0.20	0.0%	0.20	0.20	32	296	59	19.3	49.7	9M18	-	0.2
Investment Bank of Iraq	BIBI	0.28	0.28	0.28	0.0%	0.28	0.28	5	7	2	5.2	58.0	9M18	62.7	0.2
International Development Bank (NR)	BIDB	-	no trade	0.81	-	-	-	-	-	-	22.4	167.7	9M18	33.5	0.7
Iraqi Islamic Bank	BIIB	0.38	0.38	0.36	5.6%	0.38	0.38	2	0	0	71.6	78.7	9M18	30.4	0.4
Iraqi Middle East Bank	BIME	0.13	0.13	0.13	0.0%	0.13	0.13	75	543	71	23.5	26.9	9M18	-	0.1
Iraq Noor Islamic Bank (NR)	BINI	-	no trade	0.98	-	-	-	-	-	-	-	202.1	9M18	30.3	0.9
International Islamic Bank (NR)***	BINT	1.00	1.00	1.00	0.0%	1.00	1.00	3	1	1	0.0	207.0	9M18	-	2.5
Al Janoob Islamic Bank (NR)	BJAB	-	no trade	-	-	-	-	-	-	-	-	-	9M18	-	-
Kurdistan International Bank	BKUI	-	no trade	1.10	-	-	-	-	-	-	63.1	364.4	9M18	23.4	0.7
Al-Bilad Islamic Bank (NR)	BLAD	-	Suspend/ISC	0.35	-	-	-	-	-	-	0	72.5	9M18	-	0.3
Mosul Bank	BMFI	0.17	0.17	0.16	6.3%	0.17	0.17	3	11	2	85.5	35.5	9M18	7.2	0.2
Al-Mansour Bank	BMNS	0.76	0.74	0.76	-2.6%	0.76	0.70	61	51	37	10.6	153.2	9M18	10.7	0.6
National Islamic Bank	BNAI	-	no trade	0.90	-	-	-	-	-	-	0.1	187.1	9M18	-	0.8
National Bank of Iraq	BNOI	0.35	0.35	0.36	-2.8%	0.35	0.35	21	44	15	7.7	72.5	9M18	-	0.4
North Bank	BNOR	-	Suspend/ISC	0.11	-	-	-	-	-	-	20.6	27.3	9M18	-	0.1
Al-Qabedh Islamic Bank (NR)	BQAB	-	Suspend/ISC	1.00	-	-	-	-	-	-	-	207.0	9M18	-	1.0

Table (1.6): Performance of Traded Shares

Company Names	ISX Code	Opening Price (IQD/share)	Price at Session Close (IQD/share)	Previous Closing Price (IQD/share)	Change in Closing Price	Highest Price (IQD/share)	Lowest Price (IQD/share)	No. of Trades (#/d)	No. of Traded Shares (mn)/d	Trading Vol. (IQD mn) /d	Avg. Daily Trading Vol. (Excluding Cross Trans.) ('000 \$)*	Mcap (\$mn)	Last Fin.**	P/E (Last)	P/BV (Last)
Banking Sector (Cont.)															
Credit Bank of Iraq (NR)	BROI	0.41	0.41	0.40	2.5%	0.41	0.41	3	3	1	2.1	84.9	9M18	15.5	0.3
Region Trade Bank (NR)	BRTB	-	no trade	1.00	-	-	-	-	-	-	0.0	207.0	9M18	21.3	0.9
Sumer Commercial Bank	BSUC	0.90	0.90	0.90	0.0%	0.90	0.90	1	3	2	0.7	186.3	9M18	-	0.8
Trans Iraq Bank for Investment	BTRI	-	no trade	0.70	-	-	-	-	-	-	0.5	153.0	9M18	22.7	0.7
Trust International Islamic Bank (NR)	BTRU	-	no trade	0.35	-	-	-	-	-	-	-	72.5	9M18	-	0.4
United Bank	BUND	-	Suspend/ISC	0.09	-	-	-	-	-	-	1.9	22.4	9M18	-	0.1
Union Bank (NR)	BUOI	-	Suspend/ISC	0.29	-	-	-	-	-	-	0	60.5	9M18	-	0.3
World Islamic Bank for Inv. & Fin. (NR)	BWOR	-	no trade	1.00	-	-	-	-	-	-	0.0	207.0	9M18	-	1.0
Zain Al-Iraq Islamic Bank (NR)	BZII	-	no trade	0.37	-	-	-	-	-	-	699.5	76.6	9M18	-	0.4
Banking Sector Total								286	1,448	342		4,301.4			
Industry Sector															
Baghdad for Packing Materials	IBPM	-	no trade	1.30	-	-	-	-	-	-	0.0	1.2	9M18	33.8	1.4
Baghdad Soft Drinks	IBSD	3.49	3.44	3.49	-1.4%	3.49	3.43	36	13	45	62.4	505.2	FY18	14.0	1.8
Electronic Industries	IELI	-	Suspend/ISC	0.45	-	-	-	-	-	-	0	6.7	6M17	-	0.6
Fallujah for Construction Mat. (NR)	IFCM	-	Suspend/ISC	1.51	-	-	-	-	-	-	0	3.9	9M13	87.4	1.6
Nationality Househ. Furniture (NR)***	IHFI	-	Suspend/ISC	0.90	-	-	-	-	-	-	0	1.2	3M14	-	0.8
Al-Hilal Industries	IHLI	-	Suspend/ISC	0.35	-	-	-	-	-	-	0	3.6	9M18	-	-
Iraqi for Carton Manufact. & Trading	IICM	-	Suspend/ISC	0.27	-	-	-	-	-	-	0	1.7	6M18	-	-
Iraqi Date Processing&Marketing	IIDP	1.22	1.22	1.26	-3.2%	1.22	1.22	1	1	1	15.2	17.4	9M18	-	0.9
Iraqi Engineering Works	IIEW	-	no trade	0.78	-	-	-	-	-	-	0.1	1.0	9M18	-	1.0
Iraqi For Tufted Carpets	IITC	8.20	8.10	8.15	-0.6%	8.20	8.10	5	0	2	2.3	3.4	9M18	6.2	1.6
Al -Khazer for Construction M. (NR)	IKHC	-	Suspend/ISC	1.27	-	-	-	-	-	-	0	1.2	FY17	83.5	1.1
AL- Kindi of Veterinary Vac.	IKLV	1.30	1.29	1.30	-0.8%	1.30	1.29	12	11	15	12.4	6.3	9M18	20.7	1.2
Al-Mansour Pharma. Ind.	IMAP	0.64	0.64	0.64	0.0%	0.64	0.64	4	7	4	6.6	3.4	9M18	21.4	0.5
Modern Chemical Industries (NR)	IMCI	-	Suspend/GA	60.00	-	-	-	-	-	-	-	8.9	9M18	-	-
Modern Construction Mat. (NR)	IMCM	-	Suspend/ISC	0.47	-	-	-	-	-	-	0	2.1	9M13	-	0.5
Metallic Ind. and Bicycles	IMIB	-	Suspend/ISC	1.75	-	-	-	-	-	-	1.2	10.9	9M18	-	-
Modern Sewing	IMOS	4.20	4.22	4.39	-3.9%	4.23	4.18	17	2	7	1.4	3.5	9M18	8.2	2.7
Modern Paint Industries (NR)	IMPI	-	Suspend/ISC	1.25	-	-	-	-	-	-	0	9.5	FY15	-	2.5
National Chemical & Plastic Industries	INCP	0.68	0.68	0.68	0.0%	0.68	0.66	21	23	16	8.0	8.6	9M18	25.7	3.3
Ready Made Clothes	IRMC	-	no trade	9.15	-	-	-	-	-	-	2.5	12.1	9M18	23.3	6.6
The Light Industries (NR)	ITLI	-	Suspend/ISC	0.31	-	-	-	-	-	-	0	4.3	9M16	-	-
Industry Sector Total								96	57	91		616.1			
Hotels & Tourism Sector															
Ashour Hotel (NR)	HASH	-	Suspend/ISC	7.20	-	-	-	-	-	-	0.1	2.2	FY16	-	13.0
Baghdad Hotel	HBAG	8.55	8.50	8.55	-0.6%	8.55	8.50	9	1	6	0.8	27.1	9M18	20.2	4.6
Babylon Hotel	HBAY	-	no trade	44.49	-	-	-	-	-	-	3.2	73.7	9M18	19.3	19.8
Ishtar Hotels	HISH	-	Suspend/ISC	10.00	-	-	-	-	-	-	5.0	29.0	6M18	-	3.1
Karbala Hotels***	HKAR	0.90	0.90	1.00	-10.0%	0.90	0.90	5	4	3	0.2	5.6	9M18	-	1.2

Source: Iraq Stock Exchange

Table (1.7): Performance of Traded Shares

Company Names	ISX Code	Opening Price (IQD/share)	Price at Session Close (IQD/share)	Previous Closing Price (IQD/share)	Change in Closing Price	Highest Price (IQD/share)	Lowest Price (IQD/share)	No. of Trades (#/d)	No. of Traded Shares (mn)/d	Trading Vol. (IQD mn) /d	Avg. Daily Trading Vol. (Excluding Cross Trans.) ('000 \$)*	Mcap (\$mn)	Last Fin. **	P/E (Last)	P/BV (Last)
Hotels & Tourism Sector (Cont.)															
Mansour Hotel	HMAN	12.00	12.24	12.00	2.0%	12.24	12.00	6	0	2	0.9	29.6	9M18	-	11.4
National for Tourist Investment	HNTI	7.20	7.15	6.91	3.5%	7.20	7.15	7	1	5	3.3	37.0	9M18	46.2	3.1
Palestine Hotel	HPAL	-	no trade	11.00	-	-	-	-	-	-	8.2	40.7	9M18	27.0	10.8
Al-Sadeer Hotel***	HSAD	-	no trade	12.00	-	-	-	-	-	-	1.8	17.2	9M18	-	-
Mosul Dam Tourist Village (NR)	HTVM	-	Suspend/ISC	5.00	-	-	-	-	-	-	0.0	1.0	9M18	-	-
Hotel&Tourism Sector Total								27	5	16		263.2			
Services Sector															
Al-Ameen Estate Inv. (NR)	SAEI	-	no trade	0.86	-	-	-	-	-	-	0.0	5.0	9M18	12.6	0.9
AL-Badia for General Trans	SBAG	-	Suspend/ISC	0.59	-	-	-	-	-	-	0	1.1	9M16	-	0.4
Baghdad Passengers Transport	SBPT	-	no trade	16.50	-	-	-	-	-	-	3.3	13.7	9M18	11.2	3.7
Iraqi for General Transp. (NR)	SIGT	-	Suspend/ISC	0.55	-	-	-	-	-	-	0	1.8	FY15	-	0.5
Iraqi Land Transport	SILT	-	Suspend/ISC	0.71	-	-	-	-	-	-	0	8.2	9M18	-	0.8
Kharkh Tour Amuzement City	SKTA	4.20	4.20	4.21	-0.2%	4.21	4.20	7	1	4	6.0	3.5	6M18	33.3	3.2
Al-Mosul for Funfairs (NR)	SMOF	12.90	12.90	12.75	1.2%	12.90	12.90	1	0	0	2.8	8.5	9M18	-	6.1
Mamoura Real-estate Inv.	SMRI	-	no trade	1.78	-	-	-	-	-	-	8.6	33.6	9M18	-	1.7
AL-Nukhba for Construction	SNUC	-	no trade	0.32	-	-	-	-	-	-	0.0	0.5	9M18	-	0.3
Services Sector Total								8	1	4		75.9			
Agriculture Sector															
Al-Ahlyia for Agricultural Prod.	AAHP	-	no trade	1.17	-	-	-	-	-	-	0.0	0.6	6M18	-	2.3
Iraqi Agr. Prod. Mark. Meat	AIPM	4.30	4.20	4.29	-2.1%	4.30	4.20	11	1	5	19.1	17.4	9M18	63.4	3.0
Iraqi Agricultural Products	AIRP	-	no trade	8.40	-	-	-	-	-	-	1.2	2.5	9M18	-	1.1
Iraqi for Seed Production	AISP	-	Suspend/GA	4.50	-	-	-	-	-	-	36.7	39.1	6M18	8.1	1.8
Modern Animal & Agr. Production	AMAP	0.24	0.24	0.22	9.1%	0.24	0.24	3	0	0	0.0	0.8	9M18	-	0.2
Middle East Prod. & Mark. - Fish	AMEF	9.50	9.50	9.15	3.8%	9.50	9.50	2	1	10	2.1	2.4	6M18	24.6	1.7
Agriculture Sector Total								16	3	15		62.8			
Insurance Sector															
AHliya For Insurance (NR)	NAHF	-	no trade	0.40	-	-	-	-	-	-	0.0	0.8	6M18	-	0.4
Al-Ameen for Insurance***	NAME	-	no trade	0.29	-	-	-	-	-	-	0.3	0.9	9M18	-	0.3
Dar Al-Salam for Insurance (NR)***	NDSA	-	no trade	0.64	-	-	-	-	-	-	0.1	3.7	6M18	31.7	0.8
Gulf Insurance&Reinsurance	NGIR	-	no trade	0.61	-	-	-	-	-	-	0.0	1.0	9M18	6.2	0.5
Al-Hamraa for Insurance (NR)***	NHAM	-	no trade	0.30	-	-	-	-	-	-	-	1.7	9M18	3.3	0.2
Insurance Sector Total								-	-	-		8.2			

Source: Iraq Stock Exchange

Table (1.8): Performance of Traded Shares

Company Names	ISX Code	Opening Price (IQD/share)	Price at Session Close (IQD/share)	Previous Closing Price (IQD/share)	Change in Closing Price	Highest Price (IQD/share)	Lowest Price (IQD/share)	No. of Trades (#/d)	No. of Traded Shares (mn)/d	Trading Vol. (IQD mn) /d	Avg. Daily Trading Vol. (Excluding Cross Trans.) ('000 \$)*	Mcap (\$mn)	Last Fin.**	P/E (Last)	P/BV (Last)
Investment Sector															
Al-Ameen Financial Inv. (NR)	VAMF	-	no trade	1.45	-	-	-	-	-	-	0.0	1.8	9M18	25.9	2.2
AL- Batek Investment (NR)	VBAT	-	no trade	0.72	-	-	-	-	-	-	0.0	0.6	9M18	-	0.6
Al-Khair for Financial Inv. (NR)	VKHF	-	Suspend/ISC	0.22	-	-	-	-	-	-	0	1.3	9M16	-	0.2
Bain Al-Nahrain Financial Inv. (NR)	VMES	-	no trade	0.90	-	-	-	-	-	-	0.0	0.7	9M18	-	1.3
AL-Wiaam for Financial Inv. (NR)	VWIF	-	no trade	0.88	-	-	-	-	-	-	-	1.5	9M18	24.3	1.0
Al-Zawraa for Financial Inv. (NR)	VZAF	-	no trade	0.36	-	-	-	-	-	-	0.0	0.3	9M18	-	0.4
Investment Sector Total												6.2			
Money Transfer Sector															
Al-Harir for Money Transfer (NR) ***	MTAH	-	no trade	1.00	-	-	-	-	-	-	0.1	82.8	9M18	-	2.1
Al-Taif Money Transfer (NR)	MTAI	-	Suspend/ISC	3.00	-	-	-	-	-	-	0	94.4	FY17	-	2.5
Al-Manafaa for Money Trans. (NR)	MTMA	-	no trade	-	-	-	-	-	-	-	-	-	9M18	-	-
Mouta for Remittance (NR)	MTMO	-	Suspend/ISC	-	-	-	-	-	-	-	0	-	FY17	-	-
Al Nibal Al Arabya for Money T. (NR)	MTNI	-	no trade	1.00	-	-	-	-	-	-	-	37.3	9M18	-	1.0
Alnoor for Money Transfer (NR)	MTNN	0.32	0.32	0.32	0.0%	0.32	0.32	2	187	60	93.8	11.9	9M18	-	0.3
Nobles for Money Transfer (NR)	MTNO	-	no trade	1.00	-	-	-	-	-	-	4.1	24.8	9M18	-	0.7
Al-Rabita Al-Maliya Co. (NR)***	MTRA	-	Suspend/ISC	0.50	-	-	-	-	-	-	-	41.4	3M18	-	1.1
Money Transfer Sector Total								2	187	60		292.7			
Grand Total								439	1,701	528		11,870.6			

Source: Iraq Stock Exchange

*Average data was calculated according to recent six months, by dividing the total trading volume (excluding cross transactions) in the last six months to total number of trading days (excluding the No. of days share were suspended due to GA or by ISC).

** Last Financials: The date of the most recent financial statements.

P/E (Last): While calculating P/E (Last), we divided "Current Mcap" to "trailing net profit" when the recently announced financial statements are for the interim period. For the companies which trailing profit cannot be calculated due to lack of information, we divide "Current Mcap" to "annualized YTD profit," while calculating P/E (Last). We adjusted unaudited profit before tax values by deducting 15% income tax, while calculating annualized YTD profit.

P/BV (Last): Calculated by dividing "Current Mcap" to "BV in its Last Financials".

Iraqi banks started to publish IFRS annual reports starting 2016; however, interim period results are available according to Iraqi accounting rules. As a result, we will continue to depend only on the financial results prepared according to Iraqi accounting rules to be able to work with consistent data till the financial statements for both quarterly and annual data will be available according to IFRS standards.

***When the original shares resume trading, we start using the number of shares that the company will reach after the capital increase with the assumption that the capital increase was reflected to the price of the shares. We use the new capital in calculating Mcap.

Note: "Suspend/ISC" companies are not trading due to ISC Instructions.

"Suspend/GA" companies are not trading due to General Assembly Meetings.

"(NR)": These are the companies which are trading in the Non-Regular market (in compliance with Iraq Securities Commission law numbered 132/9 on 20/12/2012). These companies were moved to the secondary market (non-regular) because of the decrease in their trading volume and the number of days that these companies are being traded for. Please note, according to the Regulations of the Secondary Market, in each trading session, the average share price will be calculated for each share. The maximum increase and decrease of +/- 20% will be based on the average price in the previous session. The price should be valid during three effective trading sessions after the listing, and it will be free in the first trading session after capital increasing.

"We use the FX rate given by the bank that Rabee Securities makes its banking transactions while calculating the dollar values in our research reports instead of CBI market FX rate to be more conservative."

Table (1.9): Second-issued National Bonds (Maturity Date: April 2, 2019, Annual interest rate: 8.0%, Issue Volume: IQD1.0 trln)

Bonds Class	Trading Symbol	Opening Price	Highest Price (IQD/bond)	Lowest Price (IQD/bond)	Average Price (IQD/bond)	Closing (IQD/bond)	No. of Trades (#/d)	No. of Traded Bonds/d	Bonds Value (IQD)
5,000,000	CB125	-	-	-	-	-	-	-	-
Total									

Source: Iraq Stock Exchange

For any inquiries, contact:

Research

Aysegul Ozge Ozgur (SVP, Head of Research)

aogur@rs.iq

Tugba Tan (Analyst)

ttan@rs.iq

Lana Nihad (Associate)

lnihad@rs.iq

research@rs.iq

Tel: +90 212 219 2524

Mob: +90 539 456 4566

Trading

traders@rs.iq

Tel: +964 727 002 0407

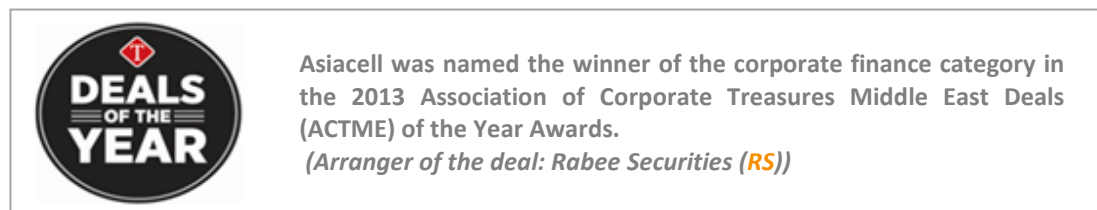
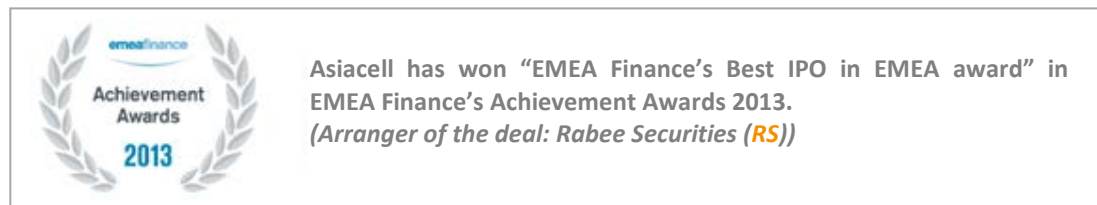
Info

info@rs.iq

Tel: +964 (770) 450 7463

RS Bloomberg page: <RSIQ>

RS Website: RS.IQ



Baghdad HQ

903/14/19
Karada, Baghdad, Iraq
Tel: +964 727 002 0407

Erbil

Italian Village offices
Office No: 32, Erbil, Iraq
Mob: +964 770 493 9999

Suleymani

Rand Gallery
Office No: 4, Floor: 6, Suleymani, Iraq
Mob: +964 770 651 9944

Istanbul Rep. Office

Halaskargazi Cad. No: 103/16
Osmanbey, Istanbul, Turkey
Tel: +90 212 219 2524
Mob: +90 539 456 4566

DISCLAIMER

This publication may not be reproduced, modified, or re-disseminated in whole or in part without the prior written permission of Rabee Securities. The information provided herein is of a general nature and for informational purposes only and is not intended to serve as an offer or solicitation with respect to the purchase or sale of any security, or as a recommendation to adopt any particular trading strategy. Such information is subject to change without prior notice. Although Rabee Securities obtains information from sources it considers reliable, Rabee Securities makes no representations or warranties, express or implied, as to the information's accuracy or completeness. Furthermore, such information may be incomplete or condensed. Rabee Securities, its affiliates, directors, employees, assigns, agents, and successors bear no liability for any errors or omissions in this publication or for any losses arising from the use of or reliance upon this information. This limitation on liability applies to direct, indirect, consequential, special, punitive, or other damages, as well as damages for loss of profits or business interruption. Investors shall bear all responsibility for investment decisions taken on the basis of the contents of this report. Rabee Securities strongly advises potential investors to seek financial guidance when determining whether an investment is appropriate to their needs. All estimates included in this report constitute Rabee Securities' opinion as of the date published on the report and are subject to change without notice.