

**For any inquiries, contact:**

**Research**

**Aysegul Ozge Ozgur**

SVP, Head of Research ([aozgur@rs.iq](mailto:aozgur@rs.iq))

**Tugba Tan**

Analyst ([ttan@rs.iq](mailto:ttan@rs.iq))

**Lana Nihad**

Associate ([lnihad@rs.iq](mailto:lnihad@rs.iq))

[research@rs.iq](mailto:research@rs.iq)

**Trading**

[traders@rs.iq](mailto:traders@rs.iq)

Address: 903/14/19

Karada, Baghdad-Iraq

Tel: +964 (0) 727 002 0407

[info@rs.iq](mailto:info@rs.iq)

**RS Website: [RS.IQ](http://RS.IQ)**

**RS Bloomberg page: <[RSIQ](https://www.bloomberg.com/quote/RSIQ:Q)>**

**Closing prices for the shares traded on the ISX are now available on Bloomberg.**

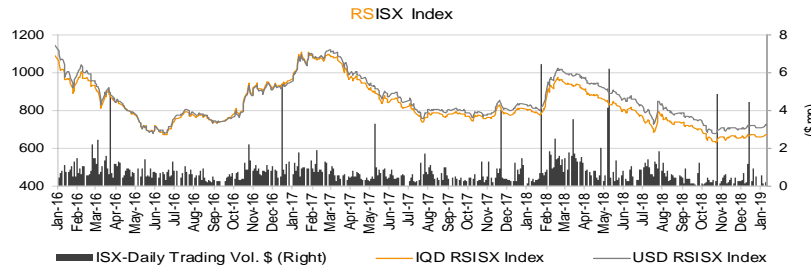
**DISCLAIMER**

This publication may not be reproduced, modified, or re-disseminated in whole or in part without the prior written permission of Rabee Securities. The information provided herein is of a general nature and for informational purposes only and is not intended to serve as an offer or solicitation with respect to the purchase or sale of any security, or as a recommendation to adopt any particular trading strategy. Such information is subject to change without prior notice. Although Rabee Securities obtains information from sources it considers reliable, Rabee Securities makes no representations or warranties, express or implied, as to the information's accuracy or completeness. Furthermore, such information may be incomplete or condensed. Rabee Securities, its affiliates, directors, employees, assigns, agents, and successors bear no liability for any errors or omissions in this publication or for any losses arising from the use of or reliance upon this information. This limitation on liability applies to direct, indirect, consequential, special, punitive, or other damages, as well as damages for loss of profits or business interruption. Investors shall bear all responsibility for investment decisions taken on the basis of the contents of this report. Rabee Securities strongly advises potential investors to seek financial guidance when determining whether an investment is appropriate to their needs. All estimates included in this report constitute Rabee Securities' opinion as of the date published on the report and are subject to change without notice.

# Weekly Bulletin

**Table (1.0): Weekly Value Traded**

**IQD1,308,979,225 (\$1,083,592\*)**



\*The CBI increased selling price of one US\$ from 1184 IQD to 1190 IQD starting from May 24, 2018 while keeping buying price of one US\$ at 1182 IQD. The CBI stated that the maximum US\$ selling price of one US\$ by banks and other financial institutions would be 1200 IQD.

**Table (1.1): Best Performers - Weekly**

Code	Price (IQD)	Price Chg/w
AMAP	0.260	36.8%
BMNS	0.720	12.5%
BBOB	0.330	10.0%
BMFI	0.170	6.3%
SAEI	0.880	6.0%

**Table (1.2): Worst Performers - Weekly**

Code	Price (IQD)	Price Chg/w
IRMC	9.000	-18.7%
AIPM	4.150	-16.8%
BASH	0.210	-8.7%
IMOS	4.100	-5.5%
HSAD	11.500	-4.2%

**Table (1.3): RSISX Index Vs. Neighbour Market S.E.**

Index Close	Index Close	Chg. /w	Chg. /YTD
RSISX IND-IQD	672	2.2%	2.0%
EGYPT	13,367	0.8%	2.5%
KUWAIT	5,453	2.1%	3.5%
SAUDI	8,210	4.8%	5.9%
MUSCAT	4,311	0.8%	-0.8%
QATAR	10,658	3.0%	3.6%
DUBAI	2,546	0.8%	0.6%
ABUDHABI	4,962	1.3%	2.7%
BAHRAIN	1,342	1.2%	1.5%
IRAN	164,829	2.4%	2.1%

**Table (1.4): Top 5 Traded Vol. - weekly**

Code	Price IQD	TradingVol./ IQDbn	\$/mn
BBOB	0.330	0.3	0.24
BMNS	0.720	0.1	0.12
BGUC	0.200	0.1	0.11
BIME	0.130	0.1	0.11
IBSD	3.440	0.1	0.07

In the last session of the week (Thursday), 32 companies were able to trade and 31 companies were unable to do so mainly due to their General Assembly Meeting or ISX / ISC Instructions.

CBI auction price of Iraqi Dinar remained stable at 1190 IQD per USD during this week and market exchange rate of Iraqi Dinar closed at 1207.5 IQD per USD as end of the week. Volumes for the week reached IQD1.3 bn (\$1.1 mn) and the numbers of shares traded reached 3.5 bn.

Foreigners executed total 165 transactions this week. They executed 42 buying transactions amounted at IQD120 mn (\$100 K) and 123 selling transactions amounted at IQD213 mn (\$176 K). Thus, net sales of foreigners realized at IQD92 mn (\$76 K) while their share in total trading volume was 12.7%.

**Table (1.5): Iraq's International Bonds**

	2023 Eurobond (Coupon rate:6.75% - 2 times/year, Issue Vol.: \$1.0bn)		2028 Eurobond (Coupon rate:5.80% - 2 times per year, Issue Vol.: \$2.7bn)	
	Price	Yield	Price	Yield
Last	96.46	7.96	90.89	-
Ask	97.29	7.56	92.58	6.98
Bid	96.46	7.76	90.90	7.11

\*As of January 10, 2019

Source: Börse Frankfurt (Frankfurt Stock Exchange)

**News from Iraq**

**Politics**

A parliamentary source said, the House of Representatives held its 24th session under the chairmanship of the President of the Council, Mohamed Halbousi, on Thursday noting that "the meeting includes a discussion of the budget law for 2019." (Alsumaria)

The Iraqi parliament will put three main issues on the top of its priorities to be settled this month or in February, MP Abbas al-Zamil, representing Al-Bina Alliance said on Thursday. The first issue, according to Zamil, "is about the three remaining ministries." He noted that this will be achieved through dialogue in order to reach common understanding regarding the candidates. "The second issue is about enacting the draft law on the state budget for the ongoing fiscal year," he added saying it's important for being related to the government, institutions and the people. "The third issue, which we deem as important, is amending the provincial council elections law in order to hold the upcoming elections as soon as possible in a way to provide citizens with the services," he said. (The Baghdad Post)

The President, Barham Salih, on Thursday, discussed with the Amir of Qatar Sheikh Tamim bin Hamad Al-Thani the development of bilateral relations between the two countries and expanding the horizons of cooperation to serve the common interests. (Presidency.iq)

US Secretary of State Mike Pompeo arrived in Erbil on Wednesday to meet with Kurdish officials. "The US will remain as a partner of Iraq and the Kurdistan Region," Pompeo said after arriving in the city. During his meeting with the prime minister and deputy prime minister, the US diplomat encouraged the ongoing negotiations between the Kurdistan Region and the central government. (NRT tv)

**Economics**

Iraq's oil ministry has said it will seek to limit oil production to 4.513 mn bpd for the next six months based on the OPEC deal recently agreed. According to a statement from the Ministry of Oil, this would be a reduction of 140 K bpd from the reference level of 4.653 mn bpd reached in October. (Iraq Business News)

Iranian oil minister Bijan Zanganeh arrived Baghdad today in an official visit. Informed sources reported that the talks will cover cooperation in oil and energy fields. It is expected that the joint oil fields will be the main topic in the talks between the two sides. According to Iranian Fars News Agency, Zanganeh will also discuss the Iraqi-Iranian oil pipeline from Basra to Abadan, south west Iran, as well as the other pipeline to transport Iranian oil products from Abadan to Basra. (Iraq Trade Link)

**ISX, ISC & CBI**

According to the ISX announcement, the opening price of the IQD5.0 mn class bonds (CB125) will be IQD5,314,321 on Sunday (Jan. 13, 2019). [Table: 1.9]

ISX will suspend trading of Ahliya for Insurance (NAHF) starting Jan. 16, 2019 due to the AGM\* that will be held on Jan. 21, 2019 to discuss and approve 2017 annual financial results.

ISX will suspend trading of Bain Al-Nahrain Investment (VMES) starting Jan. 13, 2019 due to the AGM\* that will be held on Jan. 16, 2019 to discuss and approve 2017 annual financial results.

ISX will suspend trading of the following companies on Jan. 13, 2019 due to not disclosing their 3M18 financial results: BASH, HISH, SKTA, HASH, IICM, ITLI, IELI, IMPI, IHFI, IMCM, IFCM, IKHC, SBAG, SIGT and VKHF.

Babylon Hotel (HBAY) invited its shareholders on Jan. 9, 2019 to receive their 2016 cash dividend. The company decided in its AGM on Nov. 19, 2017 to distribute 20% cash dividend (IQD0.20 dividend per share).

ISX suspended trading of Commercial Bank of Iraq (BCOI) starting Jan. 8, 2019 due to the AGM\* that will be held on Jan. 13, 2019 to discuss and approve 2017 annual financial results.

Iraqi Agricultural Products and Marketing Meat (AIPM) resumed trading on Jan. 7, 2019 after discussing and approving 2017 annual financial results.

Dar Al-Salam for Insurance (NDSA) invited its shareholders to subscribe to 40% rights issue to reach IQD7 bn paid-in capital.

**Recently Available Data for Public Budget, Iraq Banking Sector, Inflation and CBI Net Foreign Assets**

**Public Budget (9M18):** According to Central Bank of Iraq's (CBI) Economic and Statistic Data Website ([cbiraq.org](http://cbiraq.org)), public budget revenues increased 36% y/y to IQD76.5 trln (around \$64.3 bn) in 9M18 while public budget expenses increased 10% y/y to IQD57.2 trln (around \$48.1 bn) and thus public budget surplus reached IQD19.3 bn (around \$16.2 bn), surged by 376% y/y.

**Iraq Banking Sector (9M18):** According to [cbiraq.org](http://cbiraq.org) data, Iraqi banking sector total assets decreased 22% ytd to IQD122.2 trln (\$100.5 bn) as end of 9M18. Total deposits of the banking sector increased by 13% ytd to IQD75.6 trln (\$62.1 bn). Saving and fixed deposits increased 7% ytd to IQD20.6 trln (\$16.9 bn) while current deposit accounts increased 15% ytd to IQD55.0 trln (\$45.2 bn) and constituted 73% of total banking sector deposits. Iraqi banking sector total cash credit grew by 1% ytd to IQD38.5 trln (\$31.7 bn) while private sector cash credits extended by commercial banks increased 5% ytd to IQD20.5 trln (\$16.8 bn) and constituted 53% of total banking sector credits.

**Inflation (November 2018):** Annual inflation occurred at 0.8% (y/y change).

**CBI Net Foreign Assets (as of December 20, 2018):** IQD74.9 trln (\$63.3 bn), up 31% ytd.

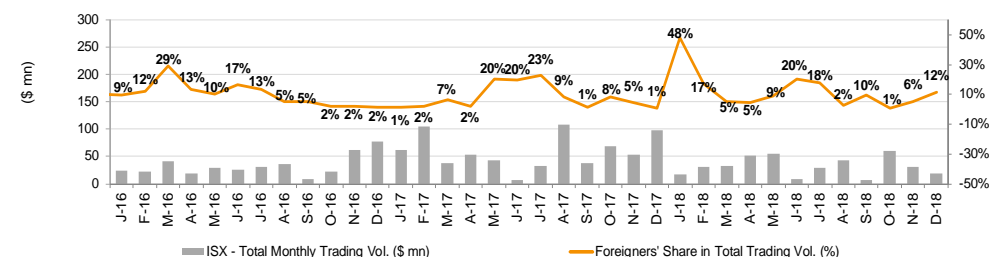
**Table (1.6): Dividend Distributions by ISX Listed Companies (2017-2018)**

Company Name	ISX Code	Ex-dividend date	Ex-dividend date closing share price (IQD per share)	Dividend (IQD per share)	Dividend Yield (%)
Al-Ahliya for Agricultural Production	AAHP	19-Nov-18	1.20	0.026	2.1%
Iraqi Agr. Products Marketing Meat	AIPM	6-Sep-17	3.00	0.050	1.7%
Iraqi Agricultural Products	AIRP	20-Dec-18	8.80	0.400	4.5%
		15-Aug-17	7.40	0.100	1.4%
Iraqi for Seed Production	AISP	9-Aug-17	7.13	0.400	5.6%
Middle East for Prod.- Fish	AMEF	29-Nov-18	9.75	0.200	2.1%
		9-Nov-17	8.25	0.200	2.4%
Ashur International Bank	BASH	25-Jul-18	0.30	0.010	3.3%
Bank of Baghdad	BBOB	6-Jul-17	0.66	0.070	10.6%
Cihan Bank for Islamic Finance	BCIH	10-Sep-18	2.65	0.118	4.5%
Commercial Bank	BCOI	10-May-18	0.47	0.048	10.1%
		2-Aug-17	0.44	0.026	5.9%
Elaf Islamic Bank	BELF	16-Nov-17	0.29	0.010	3.4%
Gulf Commercial Bank	BGUC	24-Sep-18	0.19	0.030	15.8%
Investment Bank	BIBI	18-Jun-17	0.54	0.060	11.1%
International Development Bank	BIDB	12-Jul-18	0.86	0.052	6.0%
Islamic Bank	BIIB	3-Sep-18	0.41	0.030	7.3%
Iraqi Middle East Bank	BIME	3-Jan-18	0.35	0.005	1.4%
Iraq Noor Islamic Bank	BINI	11-Jul-18	1.00	0.024	2.4%
International Islamic Bank	BINT	18-Jul-18	1.00	0.015	1.5%
Al Janoob Islamic Bank	BJAB	8-Nov-18	-	0.008	-
Mosul Bank	BMFI	14-Oct-18	0.15	0.004	2.7%
Al-Mansour Bank	BMNS	25-Mar-18	0.89	0.050	5.6%
		2-Apr-17	0.98	0.050	5.1%
National Islami Bank	BNAI	29-Nov-18	1.06	0.040	3.8%
		30-Jul-17	1.05	0.085	8.1%
National Bank	BNOI	17-Jul-18	0.41	0.080	19.5%
		15-Jun-17	0.56	0.020	3.6%
Credit Bank of Iraq	BROI	22-Apr-18	0.63	0.030	4.8%
Trans Iraq Bank for Investment	BTRI	10-May-18	0.70	0.034	4.9%
		21-May-17	0.70	0.034	4.9%
Baghdad Hotel	HBAG	1-Nov-18	8.99	0.440	4.9%
		30-Aug-17	9.35	0.470	5.0%
		22-Jun-17	7.80	0.250	3.2%
Babylon Hotel	HBAY	13-Nov-17	34.00	0.200	0.6%
Ishtar Hotel	HISH	7-Dec-17	12.30	0.350	2.8%
Mansour Hotel	HMAN	27-Nov-18	11.40	0.150	1.3%
National for Tourist Invest.	HNTI	27-Aug-18	7.60	0.070	0.9%
		4-Jul-17	6.79	0.110	1.6%
Palastine Hotel	HPAL	13-Mar-17	14.65	0.200	1.4%
Baghdad Soft Drinks	IBSD	26-Apr-18	4.00	0.100	2.5%
		16-Jul-17	2.28	0.100	4.4%
Iraqi For Tufted Carpets	IITC	19-Jul-18	7.70	0.500	6.5%
		8-Aug-17	7.75	0.500	6.5%
AL- Kindi of Veterinary Vaccines Drugs	IKLV	13-Dec-18	1.28	0.040	3.1%
Al-Mansour Pharma. Ind.	IMAP	17-Oct-17	0.69	0.060	8.7%
Modern Chemical Industries(NR)	IMCI	16-Oct-17	60.00	0.650	1.1%
Modern Sewing	IMOS	2-Aug-18	4.70	0.150	3.2%
Ready Made Clothes	IRMC	29-Oct-18	8.30	0.050	0.6%
Baghdad Passengers Transport	SBPT	1-Oct-18	17.00	1.500	8.8%
		3-Oct-17	14.00	1.300	9.3%
Asiacell Communications PJSC	TASC	19-Nov-18	8.32	1.000	12.0%
		13-Nov-17	5.25	0.750	14.3%
		8-Jan-17	6.80	0.250	3.7%

Note: According to Iraqi securities rules, the ex-date is the last trading session before the Annual General Assembly Meeting (AGM). Shareholders who own the shares before or at the market close on the ex-date have the right to receive dividend and/or bonus shares and participate in the rights issue at the book value. We calculate dividend yields by dividing dividend per share to the closing price before the AGM.

Source: Iraq Stock Exchange (ISX), Iraqi Securities Commission (ISC), Rabee Securities (RS)

**Table (1.7): ISX - Total Monthly Trading Vol. (\$ mn) & Foreigners' Share in Total T. Vol. (%)**



**Table (1.8): Iraq Stock Exchange (ISX) Dividend Yields**

Iraq Stock Exchange (ISX) - Dividend Yields	2014	2015	2016	2017	Last Twelve-Months
Average Dividend Yield (%) of All ISX Stocks	1.3%	1.0%	1.4%	1.2%	1.5%
Average Dividend Yield (%) of Non-Zero Dividend Yields of ISX Stocks	6.1%	5.5%	6.9%	4.8%	5.3%
Average Dividend Yield (%) of All Top-20 ISX Stocks (by Mcap)	3.9%	2.5%	2.2%	2.7%	2.7%
Average Dividend Yield (%) of Non-Zero Dividend Yields of Top-20 ISX stocks	7.1%	7.1%	6.4%	5.3%	5.3%

\*As of Today

Note: While calculating the dividend yields for the ISX for different periods, we grouped the ISX listed companies based on the date when the shares resumed trading following the dividend distribution decision taken in the AGM.

Source: Iraq Stock Exchange (ISX), Iraqi Securities Commission (ISC), Rabee Securities (RS)

**Table (1.9): Financial Statement Announcements (this week)**

Sector / Company Name	ISX Code	Profit (Loss) Before Tax (IQD '000)			Profit (Loss) Before Tax (\$)		
		FY17	FY18	Y/Y Change (%)	FY17	FY18	Y/Y Change (%)
Industry Sector							
Baghdad Soft Drinks	IBSD	42,040,982	49,011,514	17%	33,146,190	40,188,145	21%
Average IQD/US\$***					1,268	1,220	-4%

Source: Iraq Stock Exchange (ISX), Iraqi Securities Commission (ISC), Rabee Securities (RS)

\* We calculate average IQD/US\$ by calculating the average market price of IQD.

Note: Follow Rabee Securities (RS) on Twitter, join Facebook and LinkedIn groups.



Table (2.0): Performance of Traded Shares

Code	Paid-in Capital (IQD mn)	Closing Price (IQD)	Market Cap		Weekly Chg (%)	YTD Chg (%)	Wk. Turnover (IQD'000)	Last Fin.*	P/E					P/BV					Profit Before Tax (IQD mn)					BV (IQD mn)					Note						
			(IQD mn)	(\$ mn)					Weekly Chg (%)	YTD Chg (%)	Wk. Turnover (IQD'000)	FY13	FY14	FY15	FY16	Last*	FY13	FY14	FY15	FY16	Last*	FY13	FY14	FY15	FY16	Last*									
<b>Telecom Sector</b>																																			
Asiacell Communications PJSC	TASC	310,000	256.7	7.50	2,325,000	1,925.5	-	-2.6%	13,561	9M18	10.2	41.5	66.5	-	15.2	1.9	1.2	1.0	1.0	1.3	458,740	144,858	93,373	115,540	208,001	1,876,403	1,929,873	1,959,382	1,687,859	1,806,937	-				
Al-Khaterm Telecom (NR)	TZNI	1,829,783	1,515.3	2.85	5,214,881	4,318.7	-	-	0	9M18	-	40.1	-	-	112.7	-	2.5	2.9	2.8	2.5	332,708	154,624	-9,537	33,695	55,624	2,401,703	2,271,919	2,072,355	2,108,516	2,128,138	-				
<b>Total</b>		<b>2,139,783</b>	<b>1,772</b>		<b>7,539,881</b>	<b>6,244.2</b>			<b>13,561</b>												<b>791,448</b>	<b>299,482</b>	<b>83,836</b>	<b>149,235</b>	<b>263,625</b>	<b>4,278,106</b>	<b>4,201,792</b>	<b>4,031,737</b>	<b>3,796,375</b>	<b>3,935,075</b>					
<b>Banking Sector</b>																																			
Al-Arabiya Islamic Bank (NR)	BAAI	250,000	207.0	1.00	250,000	207.0	-	-	0	9M18	-	-	-	-	-	-	-	1.0	1.0	1.0	-	-	-	-	960	-	-	250,903	248,143	249,103	-				
Asia Al Iraq Islamic Bank (NR)	BAIB	100,000	82.8	1.15	115,000	95.2	-	-	0	9M18	-	-	-	-	-	-	-	-	1.0	-	-	-	-	-	-	-	-	-	-	100,501	-	-			
Ashur International Bank	BASH	250,000	207.0	0.21	52,500	43.5	-8.7%	-8.7%	7,197	9M18	24.1	10.0	5.8	5.6	2.9	0.9	0.4	0.3	0.3	0.2	13,367	14,425	15,477	15,349	4,094	269,274	270,190	262,311	266,126	266,810	-				
Babylon Bank	BBAY	250,000	207.0	0.19	47,500	39.3	-	-	0	9M18	14.4	20.3	10.7	14.8	9.7	0.4	0.3	0.3	0.3	0.2	5,744	5,328	9,069	5,072	2,337	190,145	244,724	266,934	262,937	260,792	Suspend/ISC				
Bank of Baghdad	BBOB	250,000	207.0	0.33	82,500	68.3	10.0%	13.8%	290,883	9M18	13.9	51.2	9.6	24.9	-	1.3	1.1	0.8	0.6	0.3	32,847	13,261	27,889	9,455	534	292,419	268,488	294,429	272,710	274,079	-				
Cihan Bank for Islamic & Finance	BCIH	255,000	211.2	2.65	675,750	559.6	-	-	0	9M18	7.4	3.8	-	42.8	-	0.5	0.3	-	2.1	2.1	26,331	31,597	25,603	19,281	3,245	343,780	360,892	316,097	327,100	324,576	-				
Commercial Bank of Iraq	BCOI	250,000	207.0	0.48	120,000	99.4	-	2.1%	19,997	9M18	17.9	14.1	15.8	12.2	11.9	0.6	0.4	0.4	0.4	0.4	10,462	8,109	8,500	11,507	8,585	284,385	274,201	281,941	291,809	281,164	Suspend/GA				
Dijlah & Furat Bank (NR)	BDFD	112,000	92.8	0.25	28,000	23.2	-	-	0	9M18	167.6	0.6	61.6	-	-	1.4	0.2	0.2	0.2	0.2	1,138	54,944	599	-	-424	118,239	166,612	131,995	123,100	122,600	Suspend/ISC				
Dar Es Salaam Inv. Bank (NR)***	BDSI	250,000	207.0	0.13	32,500	26.9	-	-	0	3M18	11.8	9.5	5.1	-	-	0.8	0.4	0.2	0.4	0.4	13,655	8,511	7,496	-104,401	2,770	180,480	187,608	185,244	79,431	82,201	Suspend/ISC				
Economy Bank (NR)	BEFI	250,000	207.0	0.53	132,000	109.3	-	-	0	9M18	-	38.7	-	-	-	0.9	0.9	0.9	0.4	0.6	-3,249	6,092	609	-	-14,464	204,967	207,829	206,222	253,510	238,603	Suspend/ISC				
Elaf Islamic Bank	BELF	250,000	207.0	0.22	55,000	45.5	-	-	242	9M18	25.6	-	16.7	32.8	21.7	0.8	0.4	0.3	0.3	0.2	6,739	418	5,112	2,690	3,985	178,974	254,622	259,000	261,690	260,850	-				
Erbil Bank for Invest. & Finance (NR)	BERI	265,000	219.5	-	-	-	-	-	0	9M18	-	-	-	-	-	-	-	-	-	-	12,740	11,399	10,507	8,056	-	277,209	286,898	283,240	281,396	290,789	-				
Gulf Commercial Bank	BGUC	300,000	248.4	0.20	60,000	49.7	5.3%	5.3%	137,271	9M18	7.5	15.5	27.1	23.2	-	0.8	0.5	0.4	0.4	0.2	42,753	13,913	5,855	5,041	1,252	345,974	321,626	325,269	321,698	323,613	-				
Investment Bank of Iraq	BIBI	250,000	207.0	0.28	70,000	58.0	-	-	4,779	9M18	8.7	9.7	14.7	25.9	62.7	0.9	0.6	0.5	0.4	0.2	34,842	20,865	12,111	4,776	-426	283,749	281,262	291,489	283,146	282,564	-				
International Development Bank (NR)	BIDB	250,000	207.0	0.81	202,500	167.7	-	-	0	9M18	-	-	-	13.4	33.5	-	-	-	-	0.7	0.8	33,977	20,184	19,535	14,967	3,509	282,018	272,173	272,709	269,431	259,939	-			
Iraqi Islamic Bank	BIBI	250,000	207.0	0.38	95,000	78.7	-2.6%	-5.0%	5,457	9M18	35.8	15.8	20.1	16.0	30.4	0.9	0.5	0.6	0.5	0.3	8,547	9,610	8,785	9,196	4,332	263,857	273,434	262,900	267,312	271,811	-				
Iraqi Middle East Bank	BIME	250,000	207.0	0.13	32,500	26.9	-	-	136,963	9M18	41.6	23.5	8.9	14.4	-	0.5	0.5	0.4	0.3	0.1	4,291	6,621	14,133	7,156	926	307,074	276,968	272,093	279,287	270,708	-				
Iraq Noor Islamic Bank (NR)	BINI	250,000	207.0	0.98	244,000	202.1	-	-	0	9M18	-	-	-	33.7	30.3	-	-	-	-	1.0	1.0	-	-	256	7,422	5,558	-	250,971	258,208	256,540	-				
International Islamic Bank (NR)***	BINT	250,000	207.0	1.00	250,000	207.0	1.6%	1.6%	2,100	9M18	-	-	-	-	-	-	-	-	-	1.0	2.6	-	-	87	131	-2,815	-	-	100,275	100,405	96,571	-			
Al Janoob Islamic Bank (NR)	BJAB	250,000	207.0	-	-	-	-	-	0	9M18	-	-	-	-	-	-	-	-	-	-	-	-	-	-	-	-	-	3,679	-	10,001	45,108	45,118	254,879	256,307	-
Kurdistan International Bank	BKUI	400,000	331.3	1.10	440,000	364.4	-	-	0	9M18	20.1	13.7	9.1	10.5	23.4	1.6	1.1	0.9	0.8	0.7	44,388	49,854	55,446	48,818	13,941	464,161	506,537	563,580	604,084	608,702	-				
Al-Bilad Islamic Bank (NR)	BLAD	250,000	207.0	0.35	87,500	72.5	-	-	0	9M18	-	-	-	-	-	-	-	-	-	0.3	0.4	-	-	-8,365	71	-7,728	-	-	258,705	259,602	247,146	Suspend/ISC			
Mosul Bank	BMTI	252,500	209.1	0.17	42,925	35.5	6.3%	6.3%	2,474	9M18	101.2	-	41.0	16.3	7.2	0.7	0.2	0.5	0.3	0.2	2,171	-332	4,053	5,824	6,470	262,940	262,608	266,660	272,484	275,282	-				
Al-Mansour Bank	BMTS	250,000	207.0	0.72	180,000	149.1	12.5%	14.3%	139,126	9M18	12.4	11.0	17.2	13.3	10.4	0.7	0.8	0.9	0.7	0.6	20,596	24,203	16,967	17,509	14,468	281,792	288,723	290,111	292,772	292,196	-				
National Islamic Bank	BNAI	251,000	207.9	0.90	225,900	187.1	-	-	0	9M18	-	8.7	12.8	-	-	-	0.9	1.0	1.0	0.8	37,172	35,386	26,810	-	-8,009	285,461	288,665	284,832	293,188	296,361	-				
National Bank of Iraq	BNOI	250,000	207.0	0.35	87,500	72.5	-2.8%	2.9%	27,998	9M18	32.4	59.9	4.4	39.6	-	0.9	0.5	0.4	0.5	0.4	8,956	4,166	27,782	5,876	-4,432	263,429	260,396	287,733	250,000	250,000	-				
North Bank	BNOR	300,000	248.4	0.11	33,000	27.3	-	-	0	9M18	16.9	-	-	-	-	0.9	0.2	0.1	0.2	0.1	23,747	-5,532	-22,937	-12,575	-5,405	334,504	329,116	306,180	293,117	287,712	Suspend/ISC				
Al-Qabedh Islamic Bank (NR)	BQAB	250,000	207.0	1.00	250,000	207.0	-	-	0	9M18	-	-	-	-	-	-	-	-	-	1.0	1.0	-	-	-62	-2,786	-1,547	-	-	100,343	247,213	245,878	-			
Credit Bank of Iraq (NR)	BROI	250,000	207.0	0.42	105,000	87.0	5.0%	5.0%	14,139	9M18	19.5	12.7	39.4	29.7	15.9	0.9	0.5	0.6	0.5	0.3	16,016	13,914	5,597	6,736	6,751	290,171	301,810	308,278	314,801	313,299	-				
Region Trade Bank (NR)	BRTB	250,000	207.0	1.00	250,000	207.0	-	-	0	9M18	-	-	-	22.9	21.3	-	-	-	-	0.9	0.9	11,981	12,382	12,614	11,863	9,882	236,402	247,748	259,291	270,196	280,069	-			
Sumer Commercial Bank	BSUC	250,000	207.0	0.90	225,000	186.3	-	-	3,960	9M18	9.1	10.5	59.6	-	-	1.0	0.9	0.8	0.8	0.8	27,726	23,166	4,442	-	135	259,853	263,349	267,773	267,581	267,682	-				
Trans Iraq Bank for Investment	BTRI	264,000	218.6	0.70	184,800	153.0	-	-	0	9M18	-	22.1	19.8	18.0	22.7	-	0.7	0.7	0.7	0.7	6,256	11,141	13,070	12,926	6,955	216,510	274,862	276,180	277,762	274,627	-				
Trust International Islamic Bank (NR)	BTRU	250,000	207.0	0.35	87,500	72.5	-	-	0	9M18	-	-	-	-	-	-	-	-	-	0.4	-	-	-	-10,293	-	-	100,000	100,000	239,226	236,487	-				
United Bank	BUND	300,000	248.4	0.09																															



**Table (2.2): Performance of Traded Shares**

Code	Paid-in Capital		Closing	Market Cap		Weekly Chg	YTD Chg	Wk. Turnover	Last	P/E					P/BV					Profit Before Tax (IQD mn)					BV (IQD mn)				Note		
	(IQD mn)	(\$ mn)	Price (IQD)	(IQD mn)	(\$ mn)	(%)	(%)	(IQD'000)	Fin.*	FY13	FY14	FY15	FY16	Last*	FY13	FY14	FY15	FY16	Last*	FY13	FY14	FY15	Last*	FY13	FY14	FY15	FY16	Last*			
<b>Insurance Sector</b>																															
Alhiya For Insurance (NR)	NAHF	2,500	2.1	0.40	1,000	0.8	-	-	0	6M18	-	-	-	-	-	0.8	0.5	0.4	0.4	0.4	-207	-174	-45	-121	-79	2,933	2,774	2,729	2,607	2,607	-
Al-Ameen for Insurance***	NAME	3,819	3.2	0.29	1,108	0.9	-	-3.3%	0	9M18	10.0	11.8	19.5	-	-	1.1	1.0	0.8	0.4	0.3	501	385	206	-79	4	3,902	3,953	4,065	3,989	3,994	-
Dar Al-Salam for Insurance (NR)***	NDSA	7,000	5.8	0.64	4,480	3.7	-	-	0	6M18	16.7	15.9	24.8	77.5	31.7	1.2	0.7	0.6	1.1	0.8	391	282	138	76	-28	4,499	4,953	4,683	4,267	5,730	-
Gulf Insurance&Reinsurance	NGIR	2,000	1.7	0.61	1,220	1.0	5.2%	5.2%	128	9M18	-	30.7	40.7	5.4	6.2	2.0	0.9	1.2	0.4	0.5	-235	65	65	232	247	2,242	1,908	1,957	2,631	2,482	-
Al-Hamraa for Insurance (NR)***	NHAM	7,000	5.8	0.30	2,100	1.7	-	-	0	9M18	15.1	4.3	4.4	3.2	3.3	0.9	0.5	0.3	0.3	0.2	409	867	480	648	803	5,748	6,476	6,940	8,168	8,971	-
<b>Total</b>		<b>22,319</b>	<b>18.5</b>		<b>9,908</b>	<b>8.2</b>			<b>128</b>												<b>858</b>	<b>1,425</b>	<b>843</b>	<b>755</b>	<b>947</b>	<b>19,324</b>	<b>20,064</b>	<b>20,374</b>	<b>21,663</b>	<b>23,784</b>	
<b>Investment Sector</b>																															
Al-Ameen Financial Inv. (NR)	VAMF	1,500	1.2	1.45	2,175	1.8	3.6%	3.6%	15	9M18	-	-	-	-	25.9	2.5	2.4	2.8	1.7	2.2	-135	-140	-74	-102	-17	800	662	588	986	986	-
AL- Batek Investment (NR)	VBAT	1,000	0.8	0.72	720	0.6	-	-	0	9M18	-	-	-	-	-	0.6	0.6	0.6	0.6	0.6	-31	-45	-80	-39	-19	1,417	1,371	1,291	1,251	1,235	-
Al-Khair for Financial Inv. (NR)	VKHF	7,000	5.8	0.22	1,540	1.3	-	-	0	9M16	-	-	-	-	-	0.4	0.4	-	-	0.2	-128	-96	-	-	-62	6,608	6,512	-	-	6,512	Suspend/ISC
Bain Al-Nahrain Financial Inv. (NR)	VMES	1,000	0.8	0.90	900	0.7	-	-	0	9M18	-	46.1	-	-	-	1.0	1.0	1.2	1.5	1.3	-55	26	-189	-176	-49	1,033	1,048	859	684	684	-
AL-Wiaam for Financial Inv. (NR)	VWIF	2,000	1.7	0.88	1,760	1.5	-	-	0	9M18	-	-	-	59.5	24.3	1.3	1.0	1.0	1.0	1.0	-355	-45	-2	35	-47	1,829	1,785	1,783	1,813	1,766	-
Al-Zawraa for Financial Inv. (NR)	VZAF	1,150	1.0	0.36	414	0.3	-	-	0	9M18	49.6	-	-	-	-	0.6	0.5	0.4	0.4	0.4	19	-80	-49	-35	-18	1,313	1,233	1,184	1,149	1,149	-
<b>Total</b>		<b>13,650</b>	<b>11.3</b>		<b>7,509</b>	<b>6.2</b>			<b>15</b>												<b>-685</b>	<b>-381</b>	<b>-394</b>	<b>-317</b>	<b>-211</b>	<b>13,000</b>	<b>12,611</b>	<b>5,705</b>	<b>5,883</b>	<b>12,332</b>	
<b>Money Transfer Sector</b>																															
Al-Hair for Money Transfer (NR) ***	MTAH	100,000	82.8	1.00	100,000	82.8	-	-	0	9M18	-	-	-	70.0	-	-	-	-	1.4	2.1	114	239	516	1,092	222	15,374	45,523	45,952	46,862	47,084	-
Al-Taif Money Transfer (NR)	MTAI	38,000	31.5	3.00	114,000	94.4	-	-	0	FY17	-	-	-	-	-	-	2.6	2.1	2.5	2.5	533	691	278	293	293	38,930	45,947	46,177	46,201	46,201	Suspend/ISC
Al-Manafia for Money Trans. (NR)	MTMA	45,000	37.3	-	-	-	-	-	0	9M18	-	-	-	-	-	-	-	-	-	-	-35	-47	3	388	63	14,983	44,936	44,938	45,318	45,361	-
Mouta for Remittance (NR)	MTMO	100,000	82.8	-	-	-	-	-	0	FY17	-	-	-	-	-	-	-	-	-	-	-58	24	91	145	145	15,149	45,169	45,245	100,387	100,387	Suspend/ISC
Al-Maraj Al-Alamiya for Money T. (NR)	MTMR	100,000	82.8	1.00	100,000	82.8	-	-	0	FY16	-	-	-	-	-	-	-	-	-	-	-42	10	46	-	46	-	99,884	99,923	-	99,923	-
Al-Nibal Al Arabia for Money Transfer (NR)	MTNI	45,000	37.3	1.00	45,000	37.3	-	-	0	9M18	-	-	-	-	-	-	1.0	1.0	1.0	1.0	69	89	82	80	-19	25,379	45,436	45,469	45,521	45,502	-
Alnoor for Money Transfer (NR)	MTNN	45,000	37.3	0.32	14,400	11.9	-	-	59,880	9M18	-	-	-	61.1	-	-	-	-	1.0	0.3	62	366	30	736	-10	20,287	45,598	45,628	46,364	46,377	-
Nobles for Money Transfer (NR)	MTNO	30,000	24.8	1.00	30,000	24.8	-	-	0	9M18	-	-	-	125.1	-	-	-	-	0.7	0.7	148	290	161	240	-61	20,602	45,839	45,520	45,759	45,731	-
Al-Rabita Almalia for Money Tr. (NR)	MTRA	100,000	82.8	0.50	50,000	41.4	-	-	0	3M18	-	-	-	-	-	-	-	-	1.1	1.1	8	24	315	252	-4	15,117	45,138	45,400	45,609	45,605	Suspend/ISC
<b>Total</b>		<b>603,000</b>	<b>499</b>		<b>453,400</b>	<b>375</b>			<b>59,880</b>												<b>799</b>	<b>1,687</b>	<b>1,522</b>	<b>3,226</b>	<b>675</b>	<b>165,822</b>	<b>463,470</b>	<b>464,252</b>	<b>422,022</b>	<b>522,191</b>	
<b>Grand Total</b>		<b>12,499,399</b>	<b>10,351</b>		<b>14,423,990</b>	<b>11,945</b>			<b>1,308,979</b>												<b>1,296,640</b>	<b>743,251</b>	<b>433,606</b>	<b>309,224</b>	<b>377,038</b>	<b>12,153,291</b>	<b>12,851,860</b>	<b>14,160,458</b>	<b>14,483,268</b>	<b>14,638,420</b>	

Source: Iraq Stock Exchange

\*Last Financials: The date of the most recent financial statements.

P/E (Last): While calculating P/E (Last), we divided "Current Mcap" to "trailing net profit" when the recently announced financial statements are for the interim period. For the companies which trailing profit cannot be calculated due to lack of information, we divided "Current Mcap" to "annualized YTD profit," while calculating P/E (Last). We adjusted unaudited profit before tax values by deducting 15% income tax, while calculating annualized YTD profit.

P/BV (Last): Calculated by dividing "Current Mcap" to "BV in its Last Financials".

\*\*When the original shares resume trading, we start using the number of shares that the company will reach after the capital increase with the assumption that the capital increase was reflected to the price of the shares. We use the new capital in calculating Mcap, too.

Note: "Suspend/ISC" companies are not trading due to ISC Instructions.

"Suspend/GA" companies are not trading due to General Assembly Meetings

"(NR)": These are the companies which are trading in the Non-Regular market (in compliance with Iraq Securities Commission law numbered 132/9 on 20/12/2012). These companies were moved to the secondary market (non-regular) because of the decrease in their trading volume and the number of days that these companies are being traded for. Please note, according to the Regulations of the Secondary Market, in each trading session, the average share price will be calculated for each share. The maximum increase and decrease of +/- 20% will be based on the average price in the previous session. The price should be valid during three effective trading sessions after the listing, and it will be free in the first trading session after capital increasing.

**Table (2.3): Second-issued National Bonds (Maturity Date: April 2, 2019, Annual interest rate: 8.0%, Issue Volume: IQD1.0trIn)**

Bonds Class	Trading Symbol	Opening Price	Highest Price (IQD/bond)	Lowest Price (IQD/bond)	Average Price (IQD/bond)	Closing (IQD/bond)	No. of Trades (#/d)	No. of Traded Bonds/d	Bonds Value (IQD)
5,000,000	CB125	-	-	-	-	-	-	-	-
<b>Total</b>									

Source: Iraq Stock Exchange



**For any inquiries, contact:**

**Research**

Aysegul Ozge Ozgur (SVP, Head of Research)

[aozgur@rs.iq](mailto:aozgur@rs.iq)

Tugba Tan (Analyst)

[ttan@rs.iq](mailto:ttan@rs.iq)

Lana Nihad (Associate)

[lnihad@rs.iq](mailto:lnihad@rs.iq)

[research@rs.iq](mailto:research@rs.iq)

Tel: +90 212 219 2524

Mob: +90 539 456 4566

**Trading**

[traders@rs.iq](mailto:traders@rs.iq)

Tel: +964 727 002 0407

**Info**

[info@rs.iq](mailto:info@rs.iq)

Tel: +964 (770) 450 7463

**RS Bloomberg page: <RSIQ>**

**RS Website: RS.IQ**



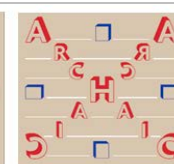
Asiacell has won “EMEA Finance’s Best IPO in EMEA award” in EMEA Finance’s Achievement Awards 2013.

*(Arranger of the deal: Rabee Securities (RS))*



Asiacell was named the winner of the corporate finance category in the 2013 Association of Corporate Treasures Middle East Deals (ACTME) of the Year Awards.

*(Arranger of the deal: Rabee Securities (RS))*



**RS is a proud supporter of the Iraq Pavilion in the Venice Biennale . 2011 - 2013 - 2015 - 2017**

**Baghdad HQ**

903/14/19  
Karada, Baghdad, Iraq  
Tel: +964 727 002 0407

**Erbil**

Italian Village offices  
Office Number: 32, Erbil, Iraq  
Tel: +964 770 493 9999

**Suleymani**

Rand Gallery  
Office No: 4, Floor: 6, Suleymani, Iraq  
Tel: +964 770 651 9944

**Istanbul Rep. Office**

Halaskargazi Cad. 103/16  
Osmanbey, Istanbul, Turkey  
Tel: +90 212 219 2524  
Mob: +90 539 456 4566

**DISCLAIMER**

This publication may not be reproduced, modified, or re-disseminated in whole or in part without the prior written permission of Rabee Securities. The information provided herein is of a general nature and for informational purposes only and is not intended to serve as an offer or solicitation with respect to the purchase or sale of any security, or as a recommendation to adopt any particular trading strategy. Such information is subject to change without prior notice. Although Rabee Securities obtains information from sources it considers reliable, Rabee Securities makes no representations or warranties, express or implied, as to the information's accuracy or completeness. Furthermore, such information may be incomplete or condensed. Rabee Securities, its affiliates, directors, employees, assigns, agents, and successors bear no liability for any errors or omissions in this publication or for any losses arising from the use of or reliance upon this information. This limitation on liability applies to direct, indirect, consequential, special, punitive, or other damages, as well as damages for loss of profits or business interruption. Investors shall bear all responsibility for investment decisions taken on the basis of the contents of this report. Rabee Securities strongly advises potential investors to seek financial guidance when determining whether an investment is appropriate to their needs. All estimates included in this report constitute Rabee Securities' opinion as of the date published on the report and are subject to change without notice.