

For any inquiries, contact:

Research

Aysegul Ozge Ozgur

SVP, Head of Research (aozgur@rs.iq)

Tugba Tan

Analyst (ttan@rs.iq)

Lana Nihad

Associate (lnihad@rs.iq)

research@rs.iq

Trading

traders@rs.iq

Address: 903/14/19

Karada, Baghdad-Iraq

Tel: +964 (0) 727 002 0407

info@rs.iq

RS Website: RS.IQ

RS Bloomberg page: <RSIQ>

DISCLAIMER

This publication may not be reproduced, modified, or re-disseminated in whole or in part without the prior written permission of Rabee Securities. The information provided herein is of a general nature and for informational purposes only and is not intended to serve as an offer or solicitation with respect to the purchase or sale of any security, or as a recommendation to adopt any particular trading strategy. Such information is subject to change without prior notice. Although Rabee Securities obtains information from sources it considers reliable, Rabee Securities makes no representations or warranties, express or implied, as to the information's accuracy or completeness. Furthermore, such information may be incomplete or condensed. Rabee Securities, its affiliates, directors, employees, assigns, agents, and successors bear no liability for any errors or omissions in this publication or for any losses arising from the use of or reliance upon this information. This limitation on liability applies to direct, indirect, consequential, special, punitive, or other damages, as well as damages for loss of profits or business interruption. Investors shall bear all responsibility for investment decisions taken on the basis of the contents of this report. Rabee Securities strongly advises potential investors to seek financial guidance when determining whether an investment is appropriate to their needs. All estimates included in this report constitute Rabee Securities' opinion as of the date published on the report and are subject to change without notice.

Table (1.0): Weekly Value Traded

IQD7,973,647,414 (\$6,608,728)

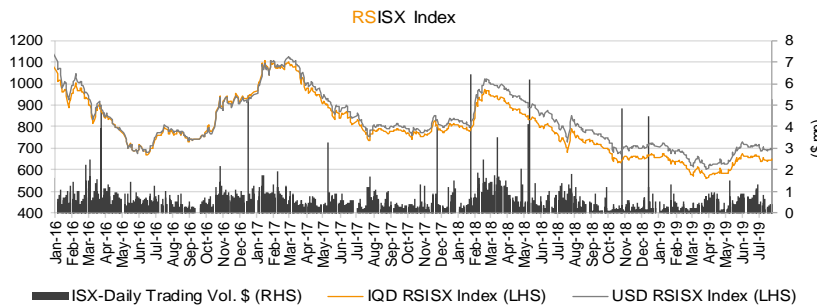


Table (1.1): Best Performers - Weekly

Code	Price (IQD)	Price Chg/w
SAEI	0.750	15.4%
SMOF	14.250	14.9%
BASH	0.230	9.5%
AIPM	4.600	6.0%
IBPM	1.800	5.9%

Table (1.2): Worst Performers - Weekly

Code	Price (IQD)	Price Chg/w
BKUI	1.000	-9.1%
IRMC	9.700	-7.6%
IMIB	1.510	-6.8%
BSUC	0.590	-6.3%
SILT	0.940	-5.1%

Table (1.3): RSISX Index Vs. Neighbour Market S.E.

Index Close	Index Close	Chg. /w	Chg. /YTD
RSISX IND-IQD	649	0.4%	-1.6%
EGYPT	13,513	-1.1%	3.7%
KUWAIT	6,707	-0.6%	27.3%
SAUDI	8,803	-2.6%	13.6%
MUSCAT	3,755	0.2%	-13.6%
QATAR	10,631	1.2%	3.3%
DUBAI	2,851	3.2%	12.7%
ABUDHABI	5,388	3.3%	11.5%
BAHRAIN	1,523	-1.0%	15.2%
IRAN	252,865	2.5%	56.7%

Table (1.4): Top 5 Traded Vol. - weekly

Code	Price IQD	TradingVol./ IQDbn	\$/mn
BTIB	1.200	5.4	4.51
BCIH	2.500	0.6	0.52
AISP	5.280	0.3	0.27
IHLI	0.500	0.3	0.26
HNTI	9.190	0.3	0.21

In the last session of the week (Thursday), 25 companies were able to trade and 27 companies were unable to do so mainly due to their General Assembly Meeting or ISX / ISC Instructions.

CBI auction price of Iraqi Dinar remained stable at 1190 IQD per USD during this week and market exchange rate of Iraqi Dinar closed at 1206.5 IQD per USD as end of the week. Volumes for the week reached IQD8.0 bn (\$6.6 mn) and the numbers of shares traded reached 6.5 bn.

Foreigners executed total 188 transactions this week. They executed 170 buying transactions amounted at IQD307 mn (\$255 K) and 18 selling transactions amounted at IQD18 mn (\$15 K). Thus, net purchases of foreigners reached IQD290 mn (\$240 K) while their share in total trading volume was 2.0%.

Table (1.5): Iraq's International Bonds

	2023 Eurobond (Coupon rate:6.75%, 2 times per year, Issue Vol.: \$1.0 bn)	2028 Eurobond (Coupon rate:5.80%, 2 times per year, Issue Vol.: \$2.7 bn)
	Price	Price
Last	104.00	99.33
Ask	104.79	100.62
Bid	104.00	99.27

*As of July 25, 2019

Source: Börse Frankfurt (Frankfurt Stock Exchange)

News from Iraq

Politics

- Iraq's Independent High Electoral Commission (IHEC) said on Monday that it has scheduled the provincial elections for 1st of April, 2020. The decision came after the Council of Representatives amended the law of elections during a session on Monday afternoon. Due to certain political and security concerns, the vote had been delayed for two years. The process is said to be held electronically the same as the last parliamentary elections. (Bas News)
- Prime Minister Adel Abdul Mahdi received EU's delegation that represented from France, Britain, German, Netherland, Belgium, Sweden on Wednesday. During the meeting, they discussed mutual collaboration between Iraq and EU in the counter-terrorism file. (Pmo.iq)

Economics

- Iraq's Ministry of Oil has announced finalized oil exports for June of 105,603,325 barrels, giving an average for the month of 3.520 mn bpd, down from the 3.572 mn bpd exported in May. These exports from the oilfields in central and southern Iraq amounted to 101,705,000 barrels, while exports from Kirkuk amounted to 3,162,559 barrels, and from Qayara 735,766 barrels. Revenues for the month were \$6.373 bn at an average price of \$60.347 per barrel. (Iraq Business News)
- A senior-level Iraqi government delegation arrived in Erbil on Wednesday night for talks with Kurdistan Regional Government (KRG) officials. The delegation, which included Oil Minister Thamer Ghadhban, Finance Minister Fuad Hussein and National Security Adviser Faleh al-Fayyadh, said that the two sides would discuss the ongoing disagreements between Baghdad and Erbil. The agenda is likely to include oil, the federal budget, security, and the disputed areas. (NRT tv)

ISX, ISC & CBI

- Iraqi Company for Deposit Guarantee made an invitation with the offered shares for the public subscription. The Company's capital is IQD100 bn. Shareholders contribute in the company's capital by IQD55 bn, with IQD1.00 value per share. 25% of these shares are from governmental banks, while 30% of the capital is paid by commercial banks and foreign banks as well as National Pension Authority and National Insurance Company. As for the rest of the 45%, it will be available for the public with IQD1.00 per share. Place of subscription will be Al-Rasheed Bank, Industrial Bank of Iraq and Development Bank. Subscription period is no less than 30 days and no more than 60 days. Subscription period starts Jul. 21, 2019 and ends after 30 days. The minimum amount of subscription is IQD500 mn for the public and IQD750 mn for Islamic banks and financial investment companies as well as insurance companies. On the other hand, the maximum amount of subscription is IQD15 bn for the public and IQD10 bn for Islamic banks, financial investment companies and insurance companies. (ISX)
 - The Iraqi Stock Exchange (ISX) announced on Thursday (Jul. 18) the signing of a new agreement with the US stock exchange on the technology of trading and deposit securities. "Nasdaq and the ISX have signed a new agreement to expand their technology relationships for the next five years starting in October 2019," Taha Ahmed Abdul Salam, chief executive of Nasdaq Stock Market said. "Nasdaq will continue License, support and maintain ISX systems and upgrade the technology of trading and securities deposit (CSD) for the next five years," he added. (Alsumaria)
 - ISX will suspend trading of Tourist Village of Mosul dam (HTVM) starting Aug. 20, 2019 due to the AGM that will be held on Aug. 24, 2019 to discuss and approve 2015, 2016, 2017 and 2018 annual financial results.
 - Ishtar Hotel (HISH) will resume trading on Jul. 28, 2019 due to disclosing its 2017 annual financial results and 3M19 financial results.
 - Al-Mosul for Funfairs (SMOF) resumed trading on Jul. 24, 2019 after discussing and approving 2018 annual financial results and deciding to distribute 100% cash dividend (IQD1.00 dividend per share, 7.5% dividend yield).
 - ISX suspended trading of Gulf Commercial Bank (BGUC) starting Jul. 23, 2019 due to the AGM that will be held on Jul. 27, 2019 to discuss and approve 2018 annual financial results.
 - ISX requested Bank of Baghdad (BBOB) on Jul. 23, 2019 to disclose its AGM minutes for the AGM that was held on Jul. 20, 2019.
 - Credit Bank of Iraq (BROI) resumed trading on Jul. 22, 2019 after discussing and approving 2018 annual financial results and deciding to distribute 2% cash dividend (IQD0.02 dividend per share, 5.1% dividend yield).
 - Cross transactions: 4.5 bn shares of Al Taif Islamic Bank for Investment & Finance (BTIB) on Jul. 24, 2019, which represents 4.5% of BTIB's capital. 250 mn shares of Cihan Bank for Islamic and Finance (BCIH) on Jul. 24, 2019, which represents 0.1% of BCIH's capital.
- Recently Available Data for Public Budget, Iraq Banking Sector, Inflation and CBI Net Foreign Assets**
- **Public Budget (4M19):** According to the Ministry of Finance (MoF) [website](http://www.mof.gov.iq), public budget revenues decreased 4% y/y to IQD27.9 trln (around \$23.2 bn) in the first four months of 2019 (4M19) while public budget expenses increased 31% y/y to IQD24.6 trln (around \$20.4 bn) and thus public budget surplus decreased 68% y/y to IQD3.3 bn (around \$2.7 bn).
 - **Iraq Banking Sector (3M19):** According to Central Bank of Iraq's (CBI) Economic and Statistic Data Website (cbiraq.org), Iraqi banking sector total assets increased 0.3% ytd to IQD123.3 trln (\$102.3 bn) as end of 3M19. Total deposits of the banking sector decreased by 3% ytd to IQD74.9 trln (\$62.1 bn). Saving and fixed deposits increased 3% ytd to IQD22.0 trln (\$18.2 bn) while current deposits decreased 5% ytd to IQD52.9 trln (\$43.9 bn) and constituted 71% of total banking sector deposits. Iraqi banking sector total cash credit extended by commercial banks (state banks + private banks) grew by 1% ytd to IQD38.9 trln (\$32.3 bn) while private sector cash credits extended by commercial banks increased 2% ytd to IQD20.5 trln (\$17.0 bn) and constituted 53% of total banking sector credits.
 - **Inflation (May 2019):** Annual inflation occurred at -0.8% (y/y change).
 - **CBI Net Foreign Assets (as of July 11, 2019):** IQD79.0 trln (\$66.4 bn), up 3.5% ytd.

Table (1.6): Dividend Distributions by ISX Listed Companies (2017-2018-2019)

Company Name	ISX Code	Ex-dividend date	Ex-dividend date closing share price (IQD per share)	Dividend (IQD per share)	Dividend Yield (%)
Al-Ahliya for Agricultural Production	AAHP	19-Nov-18	1.20	0.026	2.1%
Iraqi Agr. Products Marketing Meat	AIPM	6-Sep-17	3.00	0.050	1.7%
Iraqi Agricultural Products	AIRP	20-Dec-18	8.80	0.400	4.5%
		15-Aug-17	7.40	0.100	1.4%
Iraqi for Seed Production	AISP	7-Jul-19	6.47	0.200	3.1%
		9-Aug-17	7.13	0.400	5.6%
Middle East for Prod.- Fish	AMEF	29-Nov-18	9.75	0.200	2.1%
		9-Nov-17	8.25	0.200	2.4%
Ashur International Bank	BASH	25-Jul-18	0.30	0.010	3.3%
Bank of Baghdad	BBOB	6-Jul-17	0.66	0.070	10.6%
Cihan Bank for Islamic Finance	BCIH	10-Sep-18	2.65	0.118	4.5%
Commercial Bank	BCOI	7-Jan-19	0.48	0.035	7.3%
		10-May-18	0.47	0.048	10.1%
		2-Aug-17	0.44	0.026	5.9%
Elaf Islamic Bank	BELF	16-Nov-17	0.29	0.010	3.4%
Gulf Commercial Bank	BGUC	24-Sep-18	0.19	0.030	15.8%
Investment Bank	BIBI	18-Jun-17	0.54	0.060	11.1%
International Development Bank	BIDB	12-Jul-18	0.86	0.052	6.0%
Islamic Bank	BIIB	3-Sep-18	0.41	0.030	7.3%
Iraqi Middle East Bank	BIME	3-Jan-18	0.35	0.005	1.4%
Iraq Noor Islamic Bank	BINI	24-Mar-19	0.98	0.024	2.4%
		11-Jul-18	1.00	0.024	2.4%
International Islamic Bank	BINT	18-Jul-18	1.00	0.015	1.5%
Al Janoob Islamic Bank	BJAB	8-Nov-18	-	0.008	-
Mosul Bank	BMFI	14-Oct-18	0.15	0.004	2.7%
Al-Mansour Bank	BMNS	10-Mar-19	0.72	0.070	9.7%
		25-Mar-18	0.89	0.050	5.6%
		2-Apr-17	0.98	0.050	5.1%
National Islami Bank	BNAI	29-Nov-18	1.06	0.040	3.8%
		30-Jul-17	1.05	0.085	8.1%
National Bank	BNOI	17-Jul-18	0.41	0.080	19.5%
		15-Jun-17	0.56	0.020	3.6%
Credit Bank of Iraq	BROI	8-Jul-19	0.39	0.020	5.1%
		19-Feb-19	0.39	0.025	6.4%
		22-Apr-18	0.63	0.030	4.8%
Trans Iraq Bank for Investment	BTRI	14-Mar-19	0.70	0.030	4.3%
		10-May-18	0.70	0.034	4.9%
		21-May-17	0.70	0.034	4.9%
Baghdad Hotel	HBAG	1-Nov-18	8.99	0.440	4.9%
		30-Aug-17	9.35	0.470	5.0%
		22-Jun-17	7.80	0.250	3.2%
Babylon Hotel	HBAY	13-Nov-17	34.00	0.200	0.6%
Ishtar Hotel	HISH	7-Dec-17	12.30	0.350	2.8%
Mansour Hotel	HMAN	27-Nov-18	11.40	0.150	1.3%
National for Tourist Invest.	HNTI	27-Aug-18	7.60	0.070	0.9%
		4-Jul-17	6.79	0.110	1.6%
Palastine Hotel	HPAL	13-Mar-17	14.65	0.200	1.4%
Baghdad Soft Drinks	IBSD	9-Jun-19	3.41	0.100	2.9%
		26-Apr-18	4.00	0.100	2.5%
		16-Jul-17	2.28	0.100	4.4%
Iraqi For Tufted Carpets	IITC	12-Jun-19	8.10	0.600	7.4%
		19-Jul-18	7.70	0.500	6.5%
		8-Aug-17	7.75	0.500	6.5%
AL-Kindi of Veterinary Vaccines Drugs	IKLV	13-Dec-18	1.28	0.040	3.1%
Al-Mansour Pharma. Ind.	IMAP	17-Oct-17	0.69	0.060	8.7%
Modern Chemical Industries(NR)	IMCI	27-Aug-18	60.00	0.498	0.8%
		16-Oct-17	60.00	0.650	1.1%
Modern Sewing	IMOS	2-Aug-18	4.70	0.150	3.2%
Ready Made Clothes	IRMC	29-Oct-18	8.30	0.050	0.6%
Baghdad Passengers Transport	SBPT	1-Oct-18	17.00	1.500	8.8%
		3-Oct-17	14.00	1.300	9.3%
Al-Mosul for Funtairs	SMOF	11-Jul-19	13.40	1.000	7.5%
Mamoura Real-estate Investment	SMRI	8-Jul-19	1.79	0.050	2.8%
Asiacell Communications PJSC	TASC	9-Apr-19	8.20	1.000	12.2%
		19-Nov-18	8.32	1.000	12.0%
		13-Nov-17	5.25	0.750	14.3%
		8-Jan-17	6.80	0.250	3.7%
Al-Khatem Telecom	TZNI	26-May-19	2.70	0.033	1.2%

Note: According to Iraqi securities rules, the ex-date is the last trading session before the Annual General Assembly Meeting (AGM). Shareholders who own the shares before or at the market close on the ex-date have the right to receive dividend and/or bonus shares and participate in the rights issue at the book value. We calculate dividend yields by dividing dividend per share to the closing price before the AGM.

Source: Iraq Stock Exchange (ISX), Iraqi Securities Commission (ISC), Rabee Securities (RS)

Table (1.7): ISX - Total Monthly Trading Vol. (\$ mn) & Foreigners' Share in Total T. Vol. (%)

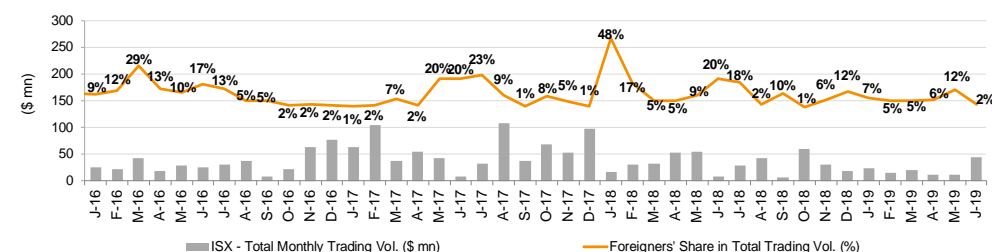


Table (1.8): Iraq Stock Exchange (ISX) Dividend Yields

ISX Stock Exchange (ISX) - Dividend Yields	2015	2016	2017	2018	Last Twelve-Months
Average Dividend Yield (%) of All ISX Stocks	1.0%	1.4%	1.2%	1.5%	1.9%
Average Dividend Yield (%) of Non-Zero Dividend Yields of ISX Stocks	5.5%	6.9%	4.8%	5.2%	5.5%
Average Dividend Yield (%) of All Top-20 ISX Stocks (by Mcap)	2.5%	2.2%	3.0%	2.2%	3.0%
Average Dividend Yield (%) of Non-Zero Dividend Yields of Top-20 ISX stocks	7.1%	6.4%	6.7%	4.8%	5.5%

*As of Today

Note: While calculating the dividend yields for the ISX for different periods, we grouped the ISX listed companies based on the date when the shares resumed trading following the dividend distribution decision taken in the AGM.

Source: Iraq Stock Exchange (ISX), Iraqi Securities Commission (ISC), Rabee Securities (RS)

Table (1.9): Financial Statement Announcements (this week)

Sector / Company Name	ISX Code	Profit (Loss) Before Tax (IQD '000)			Profit (Loss) Before Tax (\$)		
		6M18	6M19	Y/Y Change (%)	6M18	6M19	Y/Y Change (%)
Banking Sector							
Investment Bank of Iraq	BIBI	125,000	-979,000	-	101,940	-811,808	-
Region Trade Bank	BRTB	5,514,349	-13,351,596	-	4,497,048	-11,071,427	-
Sumer Commercial Bank	BSUC	60,133	151,289	152%	49,040	125,452	156%
Trans Iraq Bank for investment	BTRI	5,668,000	1,321,000	-77%	4,622,353	1,095,401	-76%
United Bank	BUND	-13,930,819	-987,363	-	-11,360,826	-818,742	-
Hotel&Tourism Sector							
Babylon Hotel	HBAY	2,453,408	3,763,027	53%	2,000,797	3,120,382	56%
National for Tourist Investment	HNTI	972,060	605,336	-38%	792,732	501,958	-37%
Al-Sadeer Hotel	HSAD	34,209	-31,660	-	27,898	-26,253	-
Mosul Dam Tourist Village	HTVM	-69,110	-47,978	-	-56,360	-39,784	-
Services Sector							
Al-Ameen Estate Investment	SAEI	208,547	200,650	-4%	170,074	166,383	-2%
Insurance Sector							
Al-Ameen Insurance	NAME	19,781	1,951	-90%	16,132	1,618	-90%
Average IQD/US\$*					1,226	1,206	-2%

Sector / Company Name	ISX Code	Profit (Loss) Before Tax (IQD '000)			Profit (Loss) Before Tax (\$)		
		3M18	3M19	Y/Y Change (%)	3M18	3M19	Y/Y Change (%)
Banking Sector							
Commercial Bank of Iraq	BCOI	3,967,662	2,259,508	-43%	3,198,010	1,873,628	-41%
Industry Sector							
Iraqi For Tufted Carpets	IITC	25,440	232,943	816%	20,505	193,161	842%
Agriculture Sector							
Al-Ahliya for Agricultural Prod.	AAHP	-15,468	-13,872	-	-12,468	-11,503	-
Average IQD/US\$*					1,241	1,206	-3%

Source: Iraq Stock Exchange (ISX), Iraqi Securities Commission (ISC), Rabee Securities (RS)

* We calculate average IQD/US\$ by calculating the average market price of IQD

Note: Follow Rabee Securities (RS) on Twitter, join Facebook and LinkedIn groups.



Table (2.0): Performance of Traded Shares

Code	Paid-in Capital		Closing Price (IQD)	Market Cap		Weekly Chg (%)	YTD Chg (%)	Wk. Turnover (IQD'000)	Last Fin.*	P/E					P/BV					Profit Before Tax (IQD mn)					BV (IQD mn)					Note	
	(IQD mn)	(\$ mn)		(IQD mn)	(\$ mn)					FY14	FY15	FY16	FY17	Last*	FY14	FY15	FY16	FY17	Last*	FY14	FY15	FY16	FY17	Last*	FY14	FY15	FY16	FY17	Last*		
Telecom Sector																															
Asiacell Communications PJSC	TASC	310,000	256.9	8.20	2,542,000	2,106.9	-	20.9%	44,062	3M19	10.2	41.5	66.5	42.3	20.1	1.9	1.2	1.0	1.0	1.7	458,740	144,858	93,373	115,540	44,044	1,876,403	1,929,873	1,959,382	1,687,859	1,535,525	-
Al-Khatem Telecom (NR)	TZNI	1,829,783	1,516.6	2.60	4,757,435	3,943.2	-	-7.7%	130	3M19	n.a.	40.1	n.v.	176.5	70.6	n.a.	2.5	2.9	2.8	2.2	332,708	154,624	-9,537	33,695	22,286	2,401,703	2,271,919	2,072,355	2,108,516	2,133,901	-
Total		2,139,783	1,774		7,299,435	6,050.1			44,192												791,448	299,482	83,836	149,235	66,330	4,278,106	4,201,792	4,031,737	3,796,375	3,669,426	
Banking Sector																															
Al-Arabiya Islamic Bank (NR)	BAAI	250,000	207.2	1.00	250,000	207.2	-	-	0	3M19	n.a.	n.a.	n.a.	n.v.	n.v.	n.a.	n.a.	1.0	1.0	1.0	-	-	-	-2,760	11	-	-	250,903	248,143	248,921	Suspend/GA
Asia Al Iraq Islamic Bank (NR)	BAIB	100,000	82.9	1.15	115,000	95.3	-	-	0	3M19	n.a.	n.a.	n.a.	n.v.	n.a.	n.a.	n.a.	n.a.	1.0	1.2	-	-	-	-91	-	-	-	-	100,501	98,464	-
Ashur International Bank	BASH	250,000	207.2	0.23	57,500	47.7	-8.7%	-8.7%	1,610	3M19	24.1	10.0	5.8	5.6	12.0	0.9	0.4	0.3	0.3	0.2	13,367	14,425	15,477	15,349	1,235	269,274	270,190	262,311	266,126	269,565	-
Babylon Bank	BBAY	250,000	207.2	0.12	30,000	24.9	-	-36.8%	0	6M19	14.4	20.3	10.7	14.8	7.6	0.4	0.3	0.3	0.3	0.1	5,744	5,328	9,069	5,072	1,302	190,145	244,724	266,934	262,937	259,756	-
Bank of Baghdad	BBOB	250,000	207.2	0.32	80,000	66.3	-5.9%	10.3%	0	6M19	13.9	51.2	9.6	24.9	11.0	1.3	1.1	0.8	0.6	0.3	32,847	13,261	27,889	9,577	4,288	292,419	268,488	294,429	272,710	269,912	Suspend/GA
Cihan Bank for Islamic & Finance	BCIH	255,000	211.4	2.50	637,500	528.4	-5.7%	-5.7%	627,350	6M19	7.4	3.8	n.a.	32.2	n.v.	0.5	0.3	n.a.	2.1	2.2	26,331	31,597	25,603	25,603	-3,044	343,780	360,892	316,097	329,992	290,359	-
Commercial Bank of Iraq	BCOI	250,000	207.2	0.47	117,500	97.4	4.4%	8.0%	30,367	3M19	17.9	14.1	15.8	12.2	12.6	0.6	0.4	0.4	0.4	0.4	10,462	8,109	8,500	11,507	2,260	284,385	274,201	281,941	291,809	277,276	-
Dijlah & Furat Bank (NR)	BDFD	112,000	92.8	0.25	28,000	23.2	-	-	0	3M19	167.6	0.6	61.6	71.3	n.v.	1.4	0.2	0.2	0.2	0.2	1,138	54,944	599	393	-129	118,239	166,612	131,995	123,100	122,360	Suspend/ISC
Dar Es Salaam Inv. Bank (NR)***	BDSI	250,000	207.2	0.13	32,500	26.9	-	-	0	3M18	11.8	9.5	5.1	n.v.	n.v.	0.8	0.4	0.2	0.4	0.4	13,655	8,511	7,496	-104,401	2,770	180,480	187,608	185,244	79,431	82,201	Suspend/ISC
Economy Bank (NR)	BEFI	250,000	207.2	0.53	132,000	109.4	-	-	0	3M19	n.v.	38.7	333.9	n.a.	46.0	0.9	0.9	0.9	0.4	0.5	-3,249	6,092	609	-	717	204,967	207,829	206,222	253,510	252,567	Suspend/ISC
Elaf Islamic Bank	BELF	250,000	207.2	0.19	47,500	39.4	-	-13.6%	0	3M19	25.6	302.3	16.7	32.8	7.9	0.8	0.4	0.3	0.3	0.2	6,739	418	5,112	2,690	1,863	178,974	254,622	259,000	261,690	257,133	-
Erbil Bank for Invest. & Finance (NR)	BERI	265,000	219.6	-	-	-	-	-	0	FY18	n.a.	n.a.	n.a.	n.a.	n.a.	n.a.	n.a.	n.a.	n.a.	n.a.	12,740	11,399	10,507	8,056	-	277,209	286,898	283,240	281,396	277,377	Suspend/ISC
Gulf Commercial Bank	BGUC	300,000	248.7	0.16	48,000	39.8	-	-15.8%	1,648	6M19	7.5	15.5	27.1	23.2	n.v.	0.8	0.5	0.4	0.4	0.2	42,753	13,913	5,855	5,041	-1,821	345,974	321,626	325,269	321,698	309,016	Suspend/GA
Investment Bank of Iraq	BIBI	250,000	207.2	0.24	60,000	49.7	4.2%	-10.7%	6,960	6M19	8.7	9.7	14.7	25.9	n.v.	0.9	0.6	0.5	0.4	0.2	34,842	20,865	12,111	4,776	-979	283,749	281,262	291,489	283,146	282,266	-
International Development Bank (NR)	BIDB	250,000	207.2	0.81	202,500	167.8	-	-	0	3M19	n.a.	n.a.	n.a.	13.4	22.6	n.a.	n.a.	n.a.	0.7	0.8	33,977	20,184	19,535	14,967	872	282,018	272,173	272,709	269,431	264,952	-
Iraqi Islamic Bank	BIBB	250,000	207.2	0.40	100,000	82.9	5.1%	2.5%	3,673	6M19	35.8	15.8	20.1	16.0	15.4	0.9	0.5	0.6	0.5	0.4	8,547	9,610	8,785	9,196	2,742	263,857	273,434	262,900	267,312	265,604	-
Iraqi Middle East Investment Bank	BIME	250,000	207.2	0.11	27,500	22.8	-	-15.4%	40,407	3M19	41.6	23.5	8.9	n.v.	n.v.	0.5	0.5	0.4	0.3	0.1	4,291	6,621	14,133	-582	-253	307,074	276,968	272,093	270,898	267,252	-
Iraq Noor Islamic Bank (NR)	BINI	250,000	207.2	0.95	238,000	197.3	-	-	0	3M19	n.a.	n.a.	n.a.	33.7	59.5	n.a.	n.a.	n.a.	1.0	0.9	-	-	256	7,422	1,568	-	250,971	258,208	259,654	-	
International Islamic Bank (NR)***	BINT	250,000	207.2	1.00	250,000	207.2	-	1.6%	0	3M19	n.a.	n.a.	n.a.	764.6	206.5	n.a.	n.a.	n.a.	1.0	2.5	-	-	87	131	-497	-	100,275	100,405	100,200	-	
Al Janoob Islamic Bank (NR)	BJAB	250,000	207.2	1.00	250,000	207.2	-	-	0	3M19	n.a.	n.a.	n.a.	n.a.	n.v.	n.a.	n.a.	n.a.	n.a.	1.0	-10	126	106	3,679	-	10,001	45,108	45,118	253,759	251,517	-
Kurdistan International Islamic Bank	BKUI	400,000	331.5	1.00	400,000	331.5	-	-	200	3M19	20.1	13.7	9.1	10.5	94.0	1.6	1.1	0.9	0.8	0.7	44,388	49,854	55,446	48,818	1,011	464,161	506,537	563,580	604,084	602,898	-
Al-Bilad Islamic Bank (NR)	BLAD	250,000	207.2	0.35	87,500	72.5	-	-	0	3M19	n.a.	n.a.	n.a.	1,267.6	n.v.	n.a.	n.a.	n.a.	0.3	0.4	-	-	-8,365	71	-1,652	-	258,705	259,602	242,733	Suspend/ISC	
Mosul Bank	BMTI	252,500	209.3	0.15	37,875	31.4	-	-6.3%	5,283	3M19	101.2	n.v.	41.0	16.3	123.0	0.7	0.2	0.5	0.3	0.1	2,171	-332	4,053	5,824	756	262,940	262,608	266,660	272,484	268,853	-
Al-Mansour Bank	BMNS	250,000	207.2	0.70	175,000	145.0	-	23.2%	133,319	3M19	12.4	11.0	17.2	13.3	8.7	0.7	0.8	0.9	0.7	0.6	20,596	24,203	16,967	17,509	3,075	281,792	288,723	290,111	292,772	300,112	-
National Islamic Bank	BNAI	251,000	208.0	0.63	158,130	131.1	-	-30.0%	0	3M19	n.a.	8.7	12.8	11.9	72.3	n.a.	0.9	1.0	1.0	0.5	37,172	35,386	26,810	30,311	547	285,461	288,665	284,832	293,188	287,691	-
National Bank of Iraq	BNOI	250,000	207.2	0.38	95,000	78.7	-	11.8%	0	3M19	32.4	59.9	4.4	39.6	n.v.	0.9	0.5	0.4	0.5	0.4	8,956	4,166	27,782	5,876	2,044	263,429	260,396	287,733	250,000	250,000	-
North Bank	BNOR	300,000	248.7	0.11	33,000	27.4	-	-	0	6M19	16.9	n.v.	n.v.	n.v.	n.v.	0.9	0.2	0.1	0.2	0.1	23,747	-5,532	-22,937	-12,575	-4,732	334,504	329,116	306,180	293,117	273,245	Suspend/ISC
Al-Qabedh Islamic Bank (NR)	BQAB	250,000	207.2	1.00	250,000	207.2	-	-	0	3M19	n.a.	n.a.	n.a.	n.a.	877.2	n.a.	n.a.	n.a.	1.0	1.0	-	-	-62	-2,934	248	-	-	100,343	247,213	246,305	-
Al-Qurtas Islamic Bank (NR)	BQUR	250,000	207.2	-	-	-	-	-	0	6M19	n.a.	n.a.	n.a.	n.a.	n.a.	n.a.	n.a.	n.a.	1.0	n.a.	-	-	1	-965	-	-	-	100,108	248,369	252,896	-
Credit Bank of Iraq (NR)	BROI	250,000	207.2	0.38	95,000	78.7	-	4.2%	2,498	6M19	19.5	12.7	39.4	29.7	n.v.	0.9	0.5	0.6	0.5	0.3	16,016	13,914	5,597	6,736	-2,184	290,171	301,810	308,278	314,801	305,065	-
Region Trade Bank (NR)	BRTB	250,000	207.2	1.00	250,000	207.2	-	-	0	6M19	n.a.	n.a.	n.a.	22.9	n.v.	n.a.	n.a.	n.a.	0.9	0.9	11,981	12,382	12,614	11,863	-13,352	236,402	247,748	259,291	270,196	269,519	-
Sumer Commercial Bank	BSUC	250,000	207.2	0.59	147,500	122.3	-	-30.0%	6,018	6M19	9.1	10.5	59.6	561.6	146.9	1.0	0.9	0.8	0.8	0.5	27,726	23,166	4,442	471	151	259,853	263,349	267,773	267,581	268,729	-
Al Taif Islamic Bank for Invest. & Finance	BTIB	100,000	82.9	1.20	120,000	99.5	-	-	5,442,120	FY18	n.a.	n.a.	n.a.	2,767.0	n.a.	n.a.	n.a.	n.a.	4.9	n.a.	-	-	99	281	-	-	-	46,240			

Table (2.1): Performance of Traded Shares

Industry Sector	Code	Paid-in Capital (IQD mn)		Closing Price (IQD)		Market Cap (IQD mn)		Weekly Chg (%)	YTD Chg (%)	Wk. Turnover (IQD'000)	Last Fin.*	P/E					P/BV					Profit Before Tax (IQD mn)					BV (IQD mn)					Note
Industry Sector																																
Baghdad for Packing Materials	IBPM	1,080	0.9	1.80	1,944	1.6	-	30.8%	2,343	6M19	n.v.	n.v.	516.1	567.7	45.1	1.7	2.1	2.0	1.5	1.8	-37	-84	4	3	26	1,087	1,003	1,007	1,009	1,057	-	
Baghdad Soft Drinks	IBSD	177,333	147.0	3.33	590,520	489.4	0.9%	-4.6%	137,116	6M19	15.2	14.6	9.9	12.7	13.1	1.6	1.8	1.4	1.5	1.7	22,011	30,137	37,781	42,041	21,092	189,327	216,680	237,407	306,646	338,506	-	
Electronic Industries	IELI	18,000	14.9	0.45	8,100	6.7	-	-	0	6M17	n.v.	n.v.	n.a.	n.a.	n.v.	1.3	1.1	1.3	n.a.	0.6	-5,002	-3,784	-1,992	-	-902	22,706	16,502	14,533	-	12,921	Suspend/ISC	
Fallujah for Construction Mat. (NR)	IFCM	3,120	2.6	1.51	4,711	3.9	-	-	0	6M19	n.a.	n.a.	n.a.	n.a.	n.v.	n.a.	n.a.	n.a.	n.a.	1.5	-	-	-	-	-23	-	-	-	-	3,111	Suspend/ISC	
Nationality H. Furniture (NR)**	IHF1	1,660	1.4	0.57	946	0.8	-	-36.7%	0	FY18	n.a.	n.a.	n.a.	n.a.	7.8	n.a.	0.6	n.a.	0.6	0.4	-	-	-	-	142	-	1,978	-	1,978	2,500	Suspend/ISC	
Al-Hilal Industries	IHLI	12,375	10.3	0.50	6,188	5.1	11.1%	42.9%	310,977	3M19	n.v.	n.v.	n.v.	n.v.	n.v.	n.v.	n.v.	n.v.	n.v.	n.v.	-4,851	-3,642	-1,471	-2,428	-153	-4,441	-8,083	-9,554	-11,982	-13,529	-	
Iraqi for Carton Manufact. & Trading	IICM	7,590	6.3	0.27	2,049	1.7	-	-	0	6M18	n.v.	n.v.	n.v.	n.a.	n.v.	n.v.	n.v.	n.v.	n.a.	n.v.	-1,311	-587	-348	-	-125	-1,910	-2,483	-2,819	-	-2,960	Suspend/ISC	
Iraqi Date Processing&Marketing	IIDP	17,250	14.3	1.05	18,113	15.0	-	-24.5%	0	9M18	316.6	n.v.	n.v.	n.v.	n.v.	1.1	1.2	2.7	1.0	0.8	81	-953	-1,993	-1,818	-1,424	20,106	19,126	17,074	15,304	23,709	Suspend/ISC	
Iraqi Engineering Works	IEW	1,500	1.2	0.84	1,260	1.0	-	7.7%	0	6M19	n.v.	n.v.	n.v.	n.v.	n.v.	0.8	0.6	0.8	0.9	1.1	-168	-214	-176	-145	-61	1,699	1,538	1,317	1,229	1,106	-	
Iraqi For Tufted Carpets	IITC	500	0.4	8.10	4,050	3.4	1.3%	9.8%	3,240	6M19	12.7	13.2	15.7	17.7	13.2	1.0	1.1	1.4	1.9	1.7	191	196	185	271	471	2,060	1,991	1,897	2,096	2,388	-	
Al-Khazer for Construction M. (NR)	IKHC	1,100	0.9	1.20	1,320	1.1	-	-5.5%	0	FY18	n.a.	n.a.	n.a.	83.5	30.2	n.a.	1.2	1.1	1.1	1.0	-	-	-	-	17	44	-	1,298	1,298	1,314	1,358	Suspend/ISC
AL- Kindi of Veterinary Vac.	IKLV	5,940	4.9	1.40	8,316	6.9	-	14.4%	41,742	6M19	n.v.	140.8	111.0	15.8	4.7	1.1	1.1	0.8	0.7	1.3	-257	49	44	315	876	6,110	6,149	6,196	6,483	6,311	-	
Al-Mansour Pharma. Ind.	IMAP	6,489	5.4	0.73	4,723	3.9	-	17.2%	508	3M19	14.5	10.9	n.v.	26.1	n.v.	0.7	0.7	0.6	0.6	0.7	423	508	-22	193	-211	-	7,272	7,549	7,527	7,577	6,722	-
Modern Chemical Industries (NR)	IMCI	180	0.1	41.00	7,380	6.1	-	-31.1%	0	3M19	35.6	987.4	n.v.	n.v.	n.v.	2.1	2.7	2.6	2.2	n.a.	345	16	-196	-58	-38	5,265	5,137	4,833	4,776	-	-	
Modern Construction Mat. (NR)	IMCM	5,371	4.5	0.47	2,524	2.1	-	-	0	9M13	n.a.	n.a.	n.a.	n.a.	2,275.4	n.a.	n.a.	n.a.	n.a.	0.5	-	-	-	-	1	-	-	-	-	4,687	Suspend/ISC	
Metallic and Bicycles Industries	IMIB	7,500	6.2	1.51	11,325	9.4	-1.8%	-7.4%	11,837	3M19	n.v.	n.v.	n.v.	n.v.	n.v.	2.7	16.7	n.v.	n.v.	n.v.	-1,199	-1,510	-1,238	-808	-194	1,768	310	-853	-1,622	-2,840	-	
Modern Sewing	IMOS	1,000	0.8	5.75	5,750	4.8	8.7%	49.9%	15,777	6M19	26.8	10.0	33.4	13.5	15.7	3.0	2.1	3.5	3.2	3.1	139	324	148	430	180	1,035	1,316	1,188	1,554	1,866	-	
Modern Paint Industries (NR)	IMPI	9,214	7.6	1.25	11,517	9.5	-	-	0	FY15	n.v.	n.v.	n.a.	n.a.	n.v.	2.3	2.5	n.a.	n.a.	2.5	-2,312	-1,464	-	-	-1,464	5,977	4,536	-	-	4,536	Suspend/ISC	
National Chemical & Plastic Industries	INCP	15,188	12.6	0.89	10,479	8.7	4.3%	10.8%	9,720	3M19	n.v.	n.v.	n.v.	n.v.	22.5	2.2	2.0	3.2	3.2	3.1	-2,744	-2,310	-1,099	-395	127	5,944	4,012	2,972	2,701	3,344	-	
Ready Made Clothes	IRMC	1,593	1.3	9.70	15,455	12.8	5.0%	-23.1%	388	3M19	n.v.	n.v.	3,414.1	148.9	76.6	7.8	12.9	13.8	11.4	6.5	-139	-129	8	162	416	1,728	1,690	1,697	1,839	2,366	-	
The Light Industries (NR)	ITLI	16,800	13.9	0.31	5,208	4.3	-	-	0	FY16	n.v.	n.v.	n.v.	n.a.	n.v.	n.v.	n.v.	n.v.	n.a.	n.v.	-5,406	-4,273	-2,827	-	-2,827	-13,967	-15,907	-18,497	-	-18,497	Suspend/ISC	
Total		310,763	257.6		721,878	598.3			533,647											-234	12,280	26,807	37,781	15,954	251,768	264,340	267,223	340,903	378,661			
Hotel & Tourism Sector																																
Ashour Hotel (NR)	HASH	376	0.3	6.40	2,409	2.0	-	-11.1%	0	FY18	n.a.	n.a.	n.v.	n.v.	n.v.	n.a.	8.1	13.8	13.8	14.8	-	-	-24	-17	-29	-	232	208	191	163	Suspend/ISC	
Baghdad Hotel	HBAG	3,844	3.2	8.90	34,212	28.4	-1.1%	0.6%	4,801	3M19	45.8	19.2	19.7	17.1	15.4	9.0	4.4	5.5	4.6	4.6	1,212	1,825	2,279	2,226	586	4,628	6,015	6,996	7,086	7,469	-	
Babylon Hotel	HBAY	2,000	1.7	61.00	122,000	101.1	-0.8%	33.7%	194,487	6M19	12,454.1	103.7	69.4	34.4	27.9	561.8	46.5	25.7	17.3	10.9	9	729	937	2,181	3,763	192	1,548	2,532	4,331	11,198	-	
Ishar Hotels	HISH	3,500	2.9	10.00	35,000	29.0	-	-	0	6M19	32.5	51.0	28.2	74.8	12.4	9.6	4.8	4.0	4.1	2.4	1,824	943	1,653	562	1,406	6,165	10,045	11,703	10,340	14,375	Suspend/ISC	
Karbala Hotels**	HKAR	7,500	6.2	0.86	6,450	5.3	4.9%	-14.0%	0	3M19	57.6	6,603.9	n.v.	n.v.	n.v.	1.4	1.4	1.4	1.4	0.8	157	1	-33	-14	-5	5,768	5,769	5,736	5,722	8,170	-	
Mansour Hotel	HMAN	2,923	2.4	12.00	36,076	29.1	0.4%	-	9,127	3M19	n.v.	750.3	1,434.5	34.5	17.3	51.5	28.9	37.5	12.6	11.3	-55	69	50	1,186	506	1,411	1,529	1,636	2,749	3,094	-	
National for Tourist Investment	HNTI	6,253	5.2	9.19	57,467	47.6	2.3%	25.7%	252,194	6M19	132.0	180.5	72.1	93.2	73.1	13.7	7.3	5.0	3.0	3.9	762	312	737	436	605	7,329	7,753	10,687	13,489	14,826	Suspend/GA	
Palestine Hotel	HPAL	4,470	3.7	9.29	41,526	34.4	-2.5%	-12.3%	50,513	3M19	22.0	28.6	n.v.	n.v.	39.1	9.4	5.4	11.0	12.5	6.9	3,356	1,471	-1,439	-869	265	7,818	7,711	6,274	4,572	6,049	-	
Al-Sadeer Hotel**	HSAD	1,735	1.4	11.00	19,085	15.8	-	-11.8%	142	6M19	n.a.	n.v.	n.v.	n.v.	n.v.	34.0	26.2	21.5	n.v.	n.v.	-	-16	-41	-2,158	-32	1,021	1,005	969	-1,188	-705	-	
Mosul Dam Tourist Village (NR)	HTVM	240	0.2	4.99	1,198	1.0	-	-	1,998	6M19	985.6	n.v.	n.v.	n.v.	n.v.	n.v.	n.v.	n.v.	n.v.	n.v.	1	-166	-424	-364	-48	-468	-626	-1,040	-1,391	-1,544	-	
Total		32,842	27.2		354,422	293.8			513,261											7,264	5,169	3,695	3,170	7,019	33,863	40,981	45,701	45,900	63,095			
Services Sector																																
Al-Ameen Estate Inv. (NR)	SAEI	6,960	5.8	0.75	5,220	4.3	-	-21.7%	73	6M19	n.v.	n.v.	n.v.	10.3	9.8	0.7	0.6	0.5	0.6	0.7	-47	-177	-175	338	201	6,802	5,466	5,778	6,094	7,331	-	
AL-Badia for General Trans	SBAG	2,200	1.8	0.59	1,298	1.1	-	-	0	9M16	n.v.	n.v.	n.v.	n.a.	n.v.	0.9	0.6	n.a.	n.a.	0.4	-353	-399	-	-	-433	3,628	3,300	-	-	3,300	Suspend/ISC	
Baghdad Passengers Transport	SBPT	1,000	0.8	17.50	17,500	14.5	-	10.7%	963	3M19	115.7	17.4	9.1	9.4	10.8	17.2	7.3	3.7	5.0	4.5	238	863	1,418	1,582	747	1,597	2,064	3,497	2,981	3,846	-	
Iraqi for General Transp. (NR)	SIGT	3,900	3.2	0.55	2,145	1.8	-	-	0	FY15	n.v.	n.v.	n.a.	n.a.	n.v.	2.3	1.4	n.a.	n.a.	0.5	-394	-390	-	-	-390	4,779	4,504	-	-	4,504	Suspend/ISC	
Iraqi Land Transport	SILT	14,000	11.6	0.94	13,160	10.9	1.0%	39.4%	19,864	3M19	n.v.	n.v.	n.v.	n.v.	11.1	1.3	1.1	1.0	0.8	0.8	-1,609	-745	-1,439	-2,191	297	15,867	15,310	13,885	11,704	16,504	-	
Kharkh Tour Amusement City	SKTA	1,000	0.8	3.75	3,750	3.1	-	-11.0%	21,794	6M19	73.9	n.v.	2,136.3	60.6	n.v.	11.5	5.5	5.1														

Table (2.2): Performance of Traded Shares

Code	Paid-in Capital (IQD mn)	Closing Price (\$ mn)	Market Cap (IQD mn)	Weekly Chg (\$ mn)	YTD Chg (%)	Wk. Turnover (IQD'000)	Last Fin.*	P/E					P/BV					Profit Before Tax (IQD mn)					BV (IQD mn)					Note			
								FY14	FY15	FY16	FY17	Last*	FY14	FY15	FY16	FY17	Last*	FY14	FY15	FY16	FY17	Last*	FY14	FY15	FY16	FY17	Last*				
Insurance Sector																															
Ahliya For Insurance (NR)	NAHF	2,500	2.1	0.32	800	0.7	-	-20.0%	32	3M19	n.v.	n.v.	n.v.	n.v.	n.v.	0.8	0.5	0.4	0.4	0.3	-207	-174	-45	-121	-5	2,933	2,774	2,729	2,607	2,440	-
Al-Ameen for Insurance**	NAME	5,000	4.1	0.36	1,800	1.5	-27.6%	-20.5%	5,649	6M19	10.0	11.8	19.5	n.v.	22.1	1.1	1.0	0.8	0.4	0.4	501	385	206	-79	2	3,902	3,953	4,065	3,989	4,014	-
Dar Al-Salam for Insurance (NR)	NDSA	7,000	5.8	0.51	3,570	3.0	-	-20.3%	0	6M19	16.7	15.9	24.8	77.5	17.6	1.2	0.7	0.6	1.1	0.5	391	282	138	76	146	4,499	4,953	4,683	4,267	7,873	-
Gulf Insurance&Reinsurance	NGIR	2,000	1.7	0.61	1,220	1.0	-	5.2%	0	3M19	n.v.	30.7	40.7	5.4	n.v.	2.0	0.9	1.2	0.4	0.5	-235	65	65	232	-81	2,242	1,908	1,957	2,631	2,432	-
Al-Hamraa for Insurance (NR)	NHAM	7,000	5.8	0.42	2,940	2.4	-	40.0%	0	3M19	15.1	4.3	4.4	3.2	11.7	0.9	0.5	0.3	0.3	0.0	409	867	480	648	195	5,748	6,476	6,940	8,168	89,775	-
Total		23,500	19.5		10,330	8.6			5,681												858	1,425	843	755	257	19,324	20,064	20,374	21,663	106,534	
Investment Sector																															
Al-Ameen Financial Inv. (NR)	VAMF	1,500	1.2	1.32	1,980	1.6	-	-5.7%	0	6M19	n.v.	n.v.	n.v.	n.v.	n.v.	2.5	2.4	2.8	1.7	2.4	-135	-140	-74	-102	4	800	662	588	986	834	-
AL- Batek Investment (NR)	VBAT	1,000	0.8	0.45	450	0.4	-	-37.5%	0	3M19	n.v.	n.v.	n.v.	n.v.	n.v.	0.6	0.6	0.6	0.6	0.4	-31	-45	-80	-39	-10	1,417	1,371	1,291	1,251	1,225	-
Al-Khair for Financial Inv. (NR)	VKHF	7,000	5.8	0.22	1,540	1.3	-	-	0	9M16	n.v.	n.v.	n.a.	n.a.	n.v.	0.4	0.4	n.a.	n.a.	0.2	-128	-96	-	-	-62	6,608	6,512	-	-	6,512	Suspend/ISC
Bain Al-Nahrain Financial Inv. (NR)	VMES	1,000	0.8	0.90	900	0.7	-	-	0	6M19	n.v.	46.1	n.v.	n.v.	n.v.	1.0	1.0	1.2	1.5	1.5	-55	26	-189	-176	-38	1,033	1,048	859	684	595	-
AL-Wiaam for Financial Inv. (NR)	VWIF	2,000	1.7	0.65	1,300	1.1	-	-26.1%	0	3M19	n.v.	n.v.	n.v.	59.5	51.7	1.3	1.0	1.0	1.0	0.7	-355	-45	-2	35	-16	1,829	1,785	1,783	1,813	1,821	-
Al-Zawraa for Financial Inv. (NR)	VZAF	1,150	1.0	0.36	414	0.3	-	-	0	6M19	49.6	n.v.	n.v.	n.v.	n.v.	0.6	0.5	0.4	0.4	0.4	19	-80	-49	-35	-21	1,313	1,233	1,184	1,149	1,120	-
Total		13,650	11.3		6,584	5.5			0												-685	-381	-394	-317	-143	13,000	12,611	5,705	5,883	12,106	
Money Transfer Sector																															
Al-Hair for Money Transfer (NR) ***	MTAH	100,000	82.9	1.00	100,000	82.9	-	-	0	9M18	n.a.	n.a.	n.a.	70.0	211.5	n.a.	n.a.	n.a.	1.4	2.1	114	239	516	1,092	222	15,374	45,523	45,952	46,862	47,084	Suspend/ISC
Al-Taif Money Transfer (NR)	MTAI	38,000	31.5	3.00	114,000	94.5	-	-	0	FY17	n.a.	206.9	413.6	461.9	461.9	n.a.	2.6	2.1	2.5	2.5	533	691	278	293	293	38,930	45,947	46,177	46,201	46,201	Suspend/ISC
Al-Manafaa for Money Trans. (NR)	MTMA	45,000	37.3	-	-	-	-	-	0	6M19	n.a.	n.a.	n.a.	n.a.	n.a.	n.a.	n.a.	n.a.	n.a.	n.a.	-35	-47	3	388	-67	14,983	44,936	44,938	45,318	45,267	-
Mouta for Remittance (NR)	MTMO	100,000	82.9	-	-	-	-	-	0	FY17	n.a.	n.a.	n.a.	n.a.	n.a.	n.a.	n.a.	n.a.	n.a.	n.a.	-58	24	91	145	145	15,149	45,169	45,245	100,387	100,387	Suspend/ISC
Al-Maraj Al-Alamiya for Money T. (NR)	MTMR	100,000	82.9	1.00	100,000	82.9	-	-	0	FY16	n.a.	n.a.	2,539.8	n.a.	2,539.8	n.a.	n.a.	1.0	n.a.	1.0	-42	10	46	-	46	-	99,884	99,923	-	99,923	-
Al-Nibal Al Arabiya for Money Transfer (NR)	MTNI	45,000	37.3	1.00	45,000	37.3	-	-	0	6M19	n.a.	568.6	618.5	657.7	302.2	n.a.	1.0	1.0	1.0	1.0	69	89	82	80	-2	25,379	45,436	45,469	45,521	45,558	-
Alnoor for Money Transfer (NR)	MTNN	45,000	37.3	0.32	14,400	11.9	-	-	0	9M18	n.a.	n.a.	n.a.	61.1	n.v.	n.a.	n.a.	n.a.	1.0	0.3	62	366	30	736	-10	20,287	45,598	45,628	46,364	46,377	-
Nobles for Money Transfer (NR)	MTNO	30,000	24.9	1.00	30,000	24.9	-	-	0	6M19	n.a.	n.a.	n.a.	125.1	n.v.	n.a.	n.a.	n.a.	0.7	n.a.	148	290	161	240	-65	20,602	45,839	45,520	45,759	-	-
Al-Rabita Almalia for Money Tr. (NR)	MTRA	100,000	82.9	0.50	50,000	41.4	-	-	0	3M18	n.a.	n.a.	n.a.	233.8	n.v.	n.a.	n.a.	n.a.	1.1	1.1	8	24	315	252	-4	15,117	45,138	45,400	45,609	45,605	Suspend/ISC
Total		603,000	500		453,400	376			0												799	1,687	1,522	3,226	558	165,822	463,470	464,252	422,022	476,401	
Grand Total		12,853,729	10,654		14,292,746	11,846			7,973,647												1,296,630	743,377	429,919	331,917	95,122	12,153,291	12,851,860	14,241,006	14,780,337	14,758,881	

Source: Iraq Stock Exchange

*Last Financials: The date of the most recent financial statements.

P/E (Last): While calculating P/E (Last), we divided "Current Mcap" to "trailing net profit" when the recently announced financial statements are for the interim period. For the companies which trailing profit cannot be calculated due to lack of information, we divided "Current Mcap" to "annualized YTD profit," while calculating P/E (Last). We adjusted unaudited profit before tax values by deducting 15% income tax, while calculating annualized YTD profit.

P/BV (Last): Calculated by dividing "Current Mcap" to "BV in its Last Financials".

**When the original shares resume trading, we start using the number of shares that the company will reach after the capital increase with the assumption that the capital increase was reflected to the price of the shares. We use the new capital in calculating Mcap, too.

Note: "Suspend/ISC" companies are not trading due to ISC Instructions.

"Suspend/GA" companies are not trading due to General Assembly Meetings

(NR)": These are the companies which are trading in the Non-Regular market (in compliance with Iraq Securities Commission law numbered 132/9 on 20/12/2012). These companies were moved to the secondary market (non-regular) because of the decrease in their trading volume and the number of days that these companies are being traded for. Please note, according to the Regulations of the Secondary Market, in each trading session, the average share price will be calculate for each share. The maximum increase and decrease of +/- 20% will be based on the average price in the previous session. The price should be valid during three effective trading sessions after the listing, and it will be free in the first trading session after capital increasing.

For any inquiries, contact:

Research

Aysegul Ozge Ozgur (SVP, Head of Research)

aozgur@rs.iq

Tugba Tan (Analyst)

ttan@rs.iq

Lana Nihad (Associate)

lnihad@rs.iq

research@rs.iq

Tel: +90 212 219 2524

Mob: +90 539 456 4566

Trading

traders@rs.iq

Tel: +964 727 002 0407

Info

info@rs.iq

Tel: +964 (770) 450 7463

RS Bloomberg page: <RSIQ>

RS Website: RS.IQ



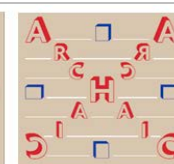
Asiacell has won "EMEA Finance's Best IPO in EMEA award" in EMEA Finance's Achievement Awards 2013.

(Arranger of the deal: Rabee Securities (RS))



Asiacell was named the winner of the corporate finance category in the 2013 Association of Corporate Treasures Middle East Deals (ACTME) of the Year Awards.

(Arranger of the deal: Rabee Securities (RS))



RS is a proud supporter of the Iraq Pavilion in the Venice Biennale . 2011 - 2013 - 2015 - 2017

Baghdad HQ

903/14/19
Karada, Baghdad, Iraq
Tel: +964 727 002 0407

Erbil

Italian Village offices
Office Number: 32, Erbil, Iraq
Tel: +964 770 493 9999

Suleymani

Rand Gallery
Office No: 4, Floor: 6, Suleymani, Iraq
Tel: +964 770 651 9944

Istanbul Rep. Office

Halaskargazi Cad. 103/16
Osmanbey, Istanbul, Turkey
Tel: +90 212 219 2524
Mob: +90 539 456 4566

DISCLAIMER

This publication may not be reproduced, modified, or re-disseminated in whole or in part without the prior written permission of Rabee Securities. The information provided herein is of a general nature and for informational purposes only and is not intended to serve as an offer or solicitation with respect to the purchase or sale of any security, or as a recommendation to adopt any particular trading strategy. Such information is subject to change without prior notice. Although Rabee Securities obtains information from sources it considers reliable, Rabee Securities makes no representations or warranties, express or implied, as to the information's accuracy or completeness. Furthermore, such information may be incomplete or condensed. Rabee Securities, its affiliates, directors, employees, assigns, agents, and successors bear no liability for any errors or omissions in this publication or for any losses arising from the use of or reliance upon this information. This limitation on liability applies to direct, indirect, consequential, special, punitive, or other damages, as well as damages for loss of profits or business interruption. Investors shall bear all responsibility for investment decisions taken on the basis of the contents of this report. Rabee Securities strongly advises potential investors to seek financial guidance when determining whether an investment is appropriate to their needs. All estimates included in this report constitute Rabee Securities' opinion as of the date published on the report and are subject to change without notice.