

For any inquiries, contact:

Research

Aysegul Ozge Ozgur

SVP, Head of Research (aozgur@rs.iq)

Tugba Tan

Analyst (ttan@rs.iq)

Lana Nihad

Associate (lnihad@rs.iq)

research@rs.iq

Trading

traders@rs.iq

Address: 903/14/19

Karada, Baghdad-Iraq

Tel: +964 (0) 727 002 0407

info@rs.iq

RS Website: RS.IQ

RS Bloomberg page: <RSIQ>

DISCLAIMER

This publication may not be reproduced, modified, or re-disseminated in whole or in part without the prior written permission of Rabee Securities. The information provided herein is of a general nature and for informational purposes only and is not intended to serve as an offer or solicitation with respect to the purchase or sale of any security, or as a recommendation to adopt any particular trading strategy. Such information is subject to change without prior notice. Although Rabee Securities obtains information from sources it considers reliable, Rabee Securities makes no representations or warranties, express or implied, as to the information's accuracy or completeness. Furthermore, such information may be incomplete or condensed. Rabee Securities, its affiliates, directors, employees, assigns, agents, and successors bear no liability for any errors or omissions in this publication or for any losses arising from the use of or reliance upon this information. This limitation on liability applies to direct, indirect, consequential, special, punitive, or other damages, as well as damages for loss of profits or business interruption. Investors shall bear all responsibility for investment decisions taken on the basis of the contents of this report. Rabee Securities strongly advises potential investors to seek financial guidance when determining whether an investment is appropriate to their needs. All estimates included in this report constitute Rabee Securities' opinion as of the date published on the report and are subject to change without notice.

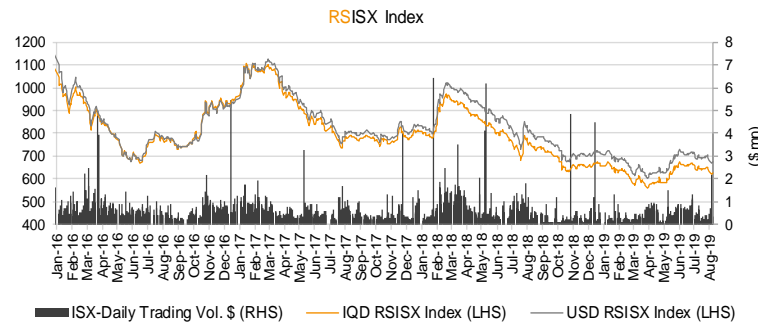
Daily Bulletin / Sunday

Iraqi Dinar Value

(CBI Auction Price: 1190* / Market Exchange Rate: 1206.5)

Daily Value Traded

IQD227,047,195



*The CBI increased selling price of one US\$ from 1184 IQD to 1190 IQD starting from May 24, 2018 while keeping buying price of one US\$ at 1182 IQD. The CBI stated that the maximum US\$ selling price of one US\$ by banks and other financial institutions would be 1200 IQD.

The RSISX Performance

	Close	Change (d/d)	Change (YTD)
IQD RSISX	631	0.5%	-4.3%
USD RSISX	678	0.5%	-4.5%

News from Iraq

Politics

- President Barham Saleh received the Head of the National Hikma Movement, Sayyid Ammar al-Hakim, on Friday in Baghdad. During the meeting, they discussed the political and security situation in the country as well as means to support the implementation of government programs. (Presidency.iq)
- A high-level delegation from the Kurdistan Region's Peshmerga Ministry will visit Baghdad in the near future to discuss certain cooperative subjects, an official revealed on Saturday. Babakir Faqe, a Peshmerga official from the ministry, said that the Peshmerga fighters' share from the Iraqi budget will be discussed during the meetings. The delegates with officials from the Iraqi Ministry of Defense will also exchange views on the security affairs in the disputed areas and ISIS resurgence in the region, he added. (Bas News)

Economics

- Iraq is reported to be close to reaching a deal with BP and Eni for an export pipeline project. Iraqi oil officials said that the project was initially planned as part of a "megadeal" with ExxonMobil. They said that under the proposed \$400-mn agreement, BP and Eni would build two seabed oil pipelines for Iraq's southern exports through the Gulf. (Iraq Business News)
- Spartan Air Academy Iraq LLC, Irving, Texas, has been awarded a \$31,477,060 task order, against indefinite-delivery/indefinite-quantity contract for continued Air Academy training in support of the Iraqi Air Force. Work will be performed at Balad Air Base, Iraq, and is expected to be completed by July 8, 2020. This award is the result of a country-directed sole-source acquisition. (Iraq Business News)
- Iranian consulate in southern Basra city announced permitting Iraqi vehicles to enter its territories from all border crossings between the two sides. Spokesman Mohammed Ismael pointed that the vehicle should be in the name of its owner and paying \$250 for insurance. (Iraq Trade Link)

ISX, ISC & CBI

- ISX will suspend trading of Al-Ahlyia for Agricultural Production (AAHP) starting Aug. 27, 2019 due to the AGM that will be held on Sep. 1, 2019 to discuss and approve the financial statements ending year Mar. 31, 2019.
- ISX will suspend trading of International Islamic Bank (BINT) starting Aug. 22 due to the AGM that will be held on Aug. 27 to discuss and approve 2018 annual financial statements.

Best and Worst Performers

Table (1.0): Best Performers	Code	Closing Price(IQD)	% Chg.	Trading Vol. (\$'000)/d
Iraqi Islamic Bank	BIIB	0.400	5.3%	0.03
Bank of Baghdad	BBOB	0.280	3.7%	27.80
Metallic Ind. and Bicycles	IMIB	1.750	2.9%	2.71
Iraqi Date Processing&Marketing	IIDP	1.200	2.6%	27.24
Commercial Bank of Iraq	BCOI	0.460	2.2%	0.38

Table (1.1): Worst Performers	Code	Closing Price(IQD)	% Chg.	Trading Vol. (\$'000)/d
Karbala Hotels	HKAR	0.800	-7.0%	0.01
Ashur International Bank	BASH	0.210	-4.5%	0.99
Al-Sadeer Hotel	HSAD	10.500	-4.5%	0.01
Ishtar Hotels	HISH	10.500	-2.8%	0.17
Middle East Prod. & Mark. - Fish	AMEF	8.750	-2.8%	0.01

Table (1.2): Top 5 Trading Volume	Code	Trading Vol. (IQDmn)/d	Trading Vol. (\$'000)/d	Share in total T. Volume
Al-Khatem Telecom (NR)	TZNI	52.0	43.1	22.9%
Al-Hilal Industries	IHLI	43.0	35.6	18.9%
Bank of Baghdad	BBOB	33.5	27.8	14.8%
Iraqi Date Processing&Marketing	IIDP	32.9	27.2	14.5%
Iraqi for Seed Production	AISP	8.8	7.3	3.9%

Distribution of Trading Volumes by Sectors

Table (1.3): Sector	Trading Vol. (IQD mn)/d	Trading Vol. ('000 \$)/d	Share in Total Trading Volume (%)
Telecom Sector	52.0	43.1	22.9%
Banking Sector	43.2	35.8	19.0%
Industry Sector	91.8	76.1	40.4%
Hotels & Tourism Sec.	8.8	7.3	3.9%
Services Sector	8.8	7.3	3.9%
Agriculture Sector	9.7	8.0	4.3%
Insurance Sector	12.83	10.64	5.7%
Investment Sector	-	-	-
Money Transfer sector	-	-	-
Total	227.0	188.2	100.0%

Daily Transactions in Brief

The **RSISX** index ended the day at **IQD631 / \$678 (+0.5%) (-4.3% and -4.5% YTD change respectively)**.

The number of traded shares was **362 mn** and the trading volume was **IQD227 mn (\$188 K)**.

6 out of **37** traded listed stocks' price increased while the prices of **16** stocks decreased and the price of remaining **15** stocks haven't changed.

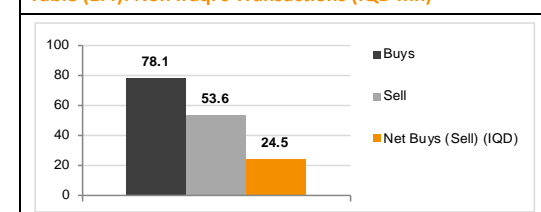
Non-Iraqis executed 78 transactions in this session:

Buy: **IQD78.1 mn (\$64.7 K)**; **44** transactions in **4** companies operating in banking, industry and telecom sectors.

Sell: **IQD53.6 mn (\$44.4 K)**; **34** transactions in **5** companies operating in banking, services, hotel&tourism, telecom, agriculture and industry sectors.

Net buys: **IQD24.5 mn (\$20.3 K)**. Share in total trading volume: **29.0%**

Table (1.4): Non Iraqi's Transactions (IQD mn)



Note: Follow Rabee Securities (RS) on Twitter, join Facebook and LinkedIn groups.



Table (1.5): Performance of Traded Shares

Company Names	ISX Code	Opening Price (IQD/share)	Price at Session Close (IQD/share)	Previous Closing Price (IQD/share)	Change in Closing Price	Highest Price (IQD/share)	Lowest Price (IQD/share)	No. of Trades (#/d)	No. of Traded Shares (mn)/d	Trading Vol. (IQD mn) /d	Avg. Daily Trading Vol. (Excluding Cross Trans.) ('000 \$)*	Mcap (\$mn)	Last Fin.**	P/E (Last)	P/BV (Last)
Telecom Sector															
Asiacell Communications PJSC	TASC	-	no trade	8.10	-	-	-	-	-	-	279.5	2,081.2	3M19	19.9	1.6
Al-Khatem Telecom (NR)	TZNI	2.60	2.60	2.60	0.0%	2.60	2.60	21	20	52	16.3	3,943.2	3M19	70.6	2.2
Telecom Sector Total								21	20	52		6,024.4			
Banking Sector															
Al-Arabiya Islamic Bank (NR)	BAAI	-	no trade	1.00	-	-	-	-	-	-	-	207.2	6M19	n.v.	1.0
Asia Al Iraq Islamic Bank (NR)	BAIB	-	no trade	1.15	-	-	-	-	-	-	0.0	95.3	3M19	n.v.	1.2
Ashur International Bank	BASH	0.21	0.21	0.22	-4.5%	0.21	0.21	7	6	1	1.3	43.5	3M19	10.9	0.2
Babylon Bank	BBAY	0.09	0.09	0.09	0.0%	0.09	0.09	10	26	2	0.4	18.6	6M19	5.7	0.1
Bank of Baghdad	BBOB	0.28	0.28	0.27	3.7%	0.28	0.28	29	120	34	50.5	58.0	6M19	9.7	0.3
Cihan Bank for Islamic & Finance	BCIH	-	no trade	2.50	-	-	-	-	-	-	21.5	528.4	6M19	n.v.	2.1
Commercial Bank of Iraq	BCOI	0.46	0.46	0.45	2.2%	0.46	0.46	2	1	0	6.4	95.3	3M19	12.3	0.4
Dijlah & Furat Bank (NR)	BDFD	-	Suspend/ISC	0.25	-	-	-	-	-	-	0	23.2	3M19	n.v.	0.2
Dar Es Salaam Inv. Bank (NR)***	BDSI	-	Suspend/ISC	0.13	-	-	-	-	-	-	0	26.9	3M18	n.v.	0.2
Economy Bank (NR)	BEFI	-	Suspend/ISC	0.53	-	-	-	-	-	-	0	109.4	3M19	46.0	0.5
Elaf Islamic Bank	BELF	-	no trade	0.19	-	-	-	-	-	-	0.0	39.4	6M19	9.3	0.2
Erbil Bank for Invest. & Finance (NR)	BERI	-	Suspend/ISC	-	-	-	-	-	-	-	-	-	FY18	-	-
Gulf Commercial Bank	BGUC	-	no trade	0.15	-	-	-	-	-	-	6.2	37.3	6M19	n.v.	0.1
Investment Bank of Iraq	BIBI	-	no trade	0.23	-	-	-	-	-	-	2.9	47.7	6M19	n.v.	0.2
International Development Bank (NR)	BIDB	-	no trade	0.81	-	-	-	-	-	-	0.0	167.8	6M19	31.6	0.8
Iraqi Islamic Bank	BIIB	0.40	0.40	0.38	5.3%	0.40	0.40	1	0	0	0.9	82.9	6M19	15.4	0.4
Iraqi Middle East Investment Bank	BIME	0.10	0.10	0.10	0.0%	0.10	0.10	1	0	0	11.1	20.7	6M19	n.v.	0.1
Iraq Noor Islamic Bank (NR)	BINI	-	no trade	0.95	-	-	-	-	-	-	-	197.3	6M19	65.2	0.9
International Islamic Bank (NR)***	BINT	-	no trade	1.00	-	-	-	-	-	-	-	207.2	3M19	206.5	2.5
Al Janoob Islamic Bank (NR)	BJAB	-	no trade	1.00	-	-	-	-	-	-	-	207.2	6M19	n.v.	1.0
Kurdistan International Islamic Bank	BKUI	-	no trade	1.10	-	-	-	-	-	-	33.2	364.7	3M19	103.4	0.7
Al-Bilad Islamic Bank (NR)	BLAD	-	Suspend/ISC	0.35	-	-	-	-	-	-	0	72.5	6M19	n.v.	0.4
Mosul Bank	BMFI	0.15	0.15	0.15	0.0%	0.15	0.15	11	37	6	2.6	31.4	3M19	123.0	0.1
Al-Mansour Bank	BMNS	-	no trade	0.68	-	-	-	-	-	-	14.0	140.9	6M19	9.4	0.6
National Islamic Bank	BNAI	-	no trade	0.64	-	-	-	-	-	-	115.5	133.1	6M19	38.4	0.5
National Bank of Iraq	BNOI	-	no trade	0.40	-	-	-	-	-	-	1.8	82.9	3M19	n.v.	0.4
North Bank	BNOR	-	Suspend/ISC	0.11	-	-	-	-	-	-	0	27.4	6M19	n.v.	0.1
Al-Qabedh Islamic Bank (NR)	BQAB	-	no trade	1.00	-	-	-	-	-	-	-	207.2	6M19	n.v.	1.0

Table (1.6): Performance of Traded Shares

Company Names	ISX Code	Opening Price (IQD/share)	Price at Session Close (IQD/share)	Previous Closing Price (IQD/share)	Change in Closing Price	Highest Price (IQD/share)	Lowest Price (IQD/share)	No. of Trades (#/d)	No. of Traded Shares (mn)/d	Trading Vol. (IQD mn) /d	Avg. Daily Trading Vol. (Excluding Cross Trans.) ('000 \$)*	Mcap (\$mn)	Last Fin.**	P/E (Last)	P/BV (Last)
Banking Sector (Cont.)															
Al-Qurtas Islamic Bank (NR)	BQUR	-	no trade	-	-	-	-	-	-	-	-	-	-	-	-
Credit Bank of Iraq (NR)	BROI	-	no trade	0.38	-	-	-	-	-	-	1.9	78.7	6M19	n.v.	0.3
Region Trade Bank (NR)	BRTB	-	no trade	1.00	-	-	-	-	-	-	0.0	207.2	6M19	n.v.	0.9
Sumer Commercial Bank	BSUC	-	no trade	0.55	-	-	-	-	-	-	0.6	114.0	6M19	136.9	0.5
Al Taif Islamic Bank for Inv. & Finance (NR)	BTIB	-	no trade	1.20	-	-	-	-	-	-	532.5	99.5	6M19	112.4	1.5
Trans Iraq Bank for Investment	BTRI	-	no trade	0.67	-	-	-	-	-	-	-	146.5	6M19	63.1	0.6
Trust International Islamic Bank (NR)	BTRU	-	no trade	0.35	-	-	-	-	-	-	-	72.5	6M19	110.0	0.4
United Bank	BUND	0.05	0.05	0.05	0.0%	0.05	0.05	1	0	0	12.1	12.4	6M19	n.v.	0.0
Union Bank (NR)	BUOI	-	Suspend/ISC	0.29	-	-	-	-	-	-	0	60.6	3M19	103.8	0.3
World Islamic Bank for Inv. & Fin. (NR)	BWOR	-	no trade	1.00	-	-	-	-	-	-	-	207.2	6M19	n.v.	1.0
Zain Al-Iraq Islamic Bank (NR)	BZII	-	no trade	0.37	-	-	-	-	-	-	89.7	76.7	3M19	n.v.	0.4
Banking Sector Total								62	190	43		4,348.9			
Industry Sector															
Baghdad for Packing Materials	IBPM	1.80	1.80	1.80	0.0%	1.80	1.80	1	0	0	0.4	1.6	6M19	45.1	1.8
Baghdad Soft Drinks	IBSD	3.40	3.37	3.38	-0.3%	3.40	3.37	3	1	3	34.6	495.3	6M19	13.2	1.8
Electronic Industries	IELI	-	Suspend/ISC	0.45	-	-	-	-	-	-	0	6.7	6M17	n.v.	0.6
Fallujah for Construction Mat. (NR)	IFCM	-	Suspend/ISC	1.51	-	-	-	-	-	-	0	3.9	6M19	n.v.	1.5
Nationality H. Furniture (NR)***	IHFI	-	Suspend/ISC	0.57	-	-	-	-	-	-	0.6	0.8	FY18	7.8	0.4
Al-Hilal Industries	IHLI	0.50	0.50	0.51	-2.0%	0.51	0.50	25	86	43	20.4	5.1	6M19	n.v.	n.v.
Iraqi for Carton Manufact. & Trading	IICM	-	Suspend/ISC	0.27	-	-	-	-	-	-	0	1.7	6M18	n.v.	n.v.
Iraqi Date Processing&Marketing	IIDP	1.19	1.20	1.17	2.6%	1.21	1.19	46	27	33	14.3	17.2	FY18	n.v.	1.0
Iraqi Engineering Works	IIEW	0.82	0.82	0.84	-2.4%	0.82	0.82	1	0	0	0.0	1.0	6M19	n.v.	1.1
Iraqi For Tufted Carpets	IITC	8.02	8.02	8.02	0.0%	8.02	8.02	1	0	0	1.0	3.3	6M19	13.1	1.7
Al-Khazer for Construction M. (NR)	IKHC	-	Suspend/ISC	1.20	-	-	-	-	-	-	3.2	1.1	FY18	30.2	1.0
AL-Kindi of Veterinary Vac.	IKLV	1.39	1.39	1.40	-0.7%	1.40	1.39	4	2	3	3.8	6.8	6M19	4.7	1.3
Al-Mansour Pharma. Ind.	IMAP	-	no trade	0.74	-	-	-	-	-	-	2.6	4.0	6M19	61.4	0.7
Modern Chemical Industries (NR)	IMCI	-	no trade	41.00	-	-	-	-	-	-	18.5	6.1	3M19	n.v.	-
Modern Construction Mat. (NR)	IMCM	-	Suspend/ISC	0.47	-	-	-	-	-	-	0	2.1	9M13	2,275.4	0.5
Metallic Ind. and Bicycles	IMIB	1.77	1.75	1.70	2.9%	1.80	1.74	13	2	3	3.4	10.9	6M19	n.v.	n.v.
Modern Sewing	IMOS	5.35	5.50	5.50	0.0%	5.50	5.35	9	1	6	2.7	4.6	6M19	15.0	2.9
Modern Paint Industries (NR)	IMPI	-	Suspend/ISC	1.25	-	-	-	-	-	-	0	9.5	FY15	n.v.	2.5
National Chemical & Plastic Industries	INCP	0.67	0.67	0.67	0.0%	0.67	0.67	2	1	1	5.8	8.4	6M19	16.4	2.7
Ready Made Clothes	IRMC	-	no trade	9.80	-	-	-	-	-	-	0.9	12.9	3M19	77.4	6.6
The Light Industries (NR)	ITLI	-	Suspend/ISC	0.31	-	-	-	-	-	-	0	4.3	FY16	n.v.	n.v.
Industry Sector Total								105	120	92		607.5			
Hotels & Tourism Sector															
Ashour Hotel (NR)	HASH	-	Suspend/ISC	6.40	-	-	-	-	-	-	0.2	2.0	FY18	n.v.	14.8
Baghdad Hotel	HBAG	8.90	8.90	8.90	0.0%	8.90	8.90	11	0	4	1.2	28.4	6M19	15.4	4.6
Babylon Hotel	HBAY	60.00	60.00	60.05	-0.1%	60.00	60.00	2	0	4	18.8	99.5	6M19	27.5	10.7
Ishtar Hotels	HISH	10.50	10.50	10.80	-2.8%	10.50	10.50	1	0	0	1.7	30.5	6M19	13.1	2.6
Karbala Hotels***	HKAR	0.80	0.80	0.86	-7.0%	0.80	0.80	1	0	0	0.2	5.0	6M19	n.v.	0.7

Source: Iraq Stock Exchange

Table (1.7): Performance of Traded Shares

Company Names	ISX Code	Opening Price (IQD/share)	Price at Session Close (IQD/share)	Previous Closing Price (IQD/share)	Change in Closing Price	Highest Price (IQD/share)	Lowest Price (IQD/share)	No. of Trades (#/d)	No. of Traded Shares (mn)/d	Trading Vol. (IQD mn) /d	Avg. Daily Trading Vol. (Excluding Cross Trans.) ('000 \$)*	Mcap (\$mn)	Last Fin.**	P/E (Last)	P/BV (Last)
Hotels & Tourism Sector (Cont.)															
Mansour Hotel	HMAN	-	no trade	12.02	-	-	-	-	-	-	1.8	29.1	3M19	17.4	11.4
National for Tourist Investment	HNTI	8.90	8.90	9.05	-1.7%	8.90	8.90	1	0	0	9.0	46.1	6M19	70.8	3.8
Palestine Hotel	HPAL	9.00	9.00	9.10	-1.1%	9.00	9.00	1	0	0	1.5	33.3	6M19	21.3	5.8
Al-Sadeer Hotel***	HSAD	10.50	10.50	11.00	-4.5%	10.50	10.50	1	0	0	0.6	15.1	6M19	n.v.	n.v.
Mosul Dam Tourist Village (NR)	HTVM	-	no trade	4.99	-	-	-	-	-	-	0.1	1.0	6M19	n.v.	n.v.
Hotel&Tourism Sector Total								18	1	9		289.9			
Services Sector															
Al-Ameen Estate Inv. (NR)	SAEI	-	no trade	0.75	-	-	-	-	-	-	0.1	4.3	6M19	9.8	0.7
AL-Badia for General Trans	SBAG	-	Suspend/ISC	0.59	-	-	-	-	-	-	0	1.1	9M16	n.v.	0.4
Baghdad Passengers Transport	SBPT	18.00	18.00	18.00	0.0%	18.00	18.00	1	0	5	1.3	14.9	6M19	22.1	4.7
Iraqi for General Transp. (NR)	SIGT	-	Suspend/ISC	0.55	-	-	-	-	-	-	0	1.8	FY15	n.v.	0.5
Iraqi Land Transport	SILT	0.94	0.94	0.95	-1.1%	0.94	0.94	4	2	2	26.0	10.9	3M19	11.1	0.8
Kharkh Tour Amusement City	SKTA	3.75	3.74	3.75	-0.3%	3.75	3.74	3	0	1	3.9	3.1	6M19	n.v.	3.1
Al-Mosul for Funfairs	SMOF	13.60	13.60	13.65	-0.4%	13.60	13.60	1	0	1	2.8	9.0	6M19	n.v.	3.8
Mamoura Real-estate Inv.	SMRI	-	no trade	1.63	-	-	-	-	-	-	3.7	30.8	6M19	33.1	1.5
AL-Nukhba for Construction	SNUC	-	no trade	0.30	-	-	-	-	-	-	0.0	0.5	6M19	n.v.	0.2
Services Sector Total								9	2	9		76.4			
Agriculture Sector															
Al-Ahlyia for Agricultural Prod.	AAHP	-	no trade	1.03	-	-	-	-	-	-	0.0	0.5	3M19	29.5	1.9
Iraqi Agr. Prod. Mark. Meat	AIPM	4.45	4.45	4.45	0.0%	4.45	4.45	1	0	0	9.4	18.4	6M19	109.1	3.1
Iraqi Agricultural Products	AIRP	8.10	8.13	8.15	-0.2%	8.13	8.10	2	0	1	0.6	2.4	6M19	46.8	1.2
Iraqi for Seed Production***	AISP	5.25	5.30	5.24	1.1%	5.30	5.25	11	2	9	57.4	60.0	3M19	16.8	3.2
Modern Animal & Agr. Production	AMAP	0.22	0.22	0.22	0.0%	0.22	0.22	1	0	0	0.1	0.7	9M18	n.v.	0.2
Middle East Prod. & Mark. - Fish	AMEF	8.75	8.75	9.00	-2.8%	8.75	8.75	1	0	0	0.8	2.2	FY18	50.0	1.6
Agriculture Sector Total								16	2	10		84.2			
Insurance Sector															
Ahliya For Insurance (NR)	NAHF	-	no trade	0.32	-	-	-	-	-	-	0.0	0.7	3M19	n.v.	0.3
Al-Ameen for Insurance***	NAME	0.45	0.44	0.44	0.0%	0.46	0.44	28	18	8	1.6	1.8	6M19	27.0	0.5
Dar Al-Salam for Insurance (NR)	NDSA	0.49	0.49	0.49	0.0%	0.49	0.49	1	10	5	0.1	2.8	6M19	16.9	0.4
Gulf Insurance&Reinsurance	NGIR	-	no trade	0.64	-	-	-	-	-	-	0.0	1.1	3M19	10.3	0.5
Al-Hamraa for Insurance (NR)	NHAM	-	no trade	0.42	-	-	-	-	-	-	0.0	2.4	3M19	11.7	0.0
Insurance Sector Total								29	28	13		8.8			

Table (1.8): Performance of Traded Shares

Company Names	ISX Code	Opening Price (IQD/share)	Price at Session Close (IQD/share)	Previous Closing Price (IQD/share)	Change in Closing Price	Highest Price (IQD/share)	Lowest Price (IQD/share)	No. of Trades (#/d)	No. of Traded Shares (mn)/d	Trading Vol. (IQD mn) / d	Avg. Daily Trading Vol. (Excluding Cross Trans.) ('000 \$)*	Mcap (\$mn)	Last Fin.**	P/E (Last)	P/BV (Last)
Investment Sector															
Al-Ameen Financial Inv. (NR)	VAMF	-	no trade	1.32	-	-	-	-	-	-	0.0	1.6	6M19	n.v.	2.4
AL- Batek Investment (NR)	VBAT	-	no trade	0.45	-	-	-	-	-	-	0.0	0.4	6M19	n.v.	0.4
Al-Khair for Financial Inv. (NR)	VKHF	-	Suspend/ISC	0.22	-	-	-	-	-	-	0	1.3	9M16	n.v.	0.2
Bain Al-Nahrain Financial Inv. (NR)	VMES	-	no trade	0.90	-	-	-	-	-	-	-	0.7	6M19	n.v.	1.5
AL-Wiaam for Financial Inv. (NR)	VWIF	-	no trade	0.65	-	-	-	-	-	-	0.0	1.1	6M19	58.7	0.7
Al-Zawraa for Financial Inv. (NR)	VZAF	-	no trade	0.36	-	-	-	-	-	-	0.0	0.3	6M19	n.v.	0.4
Investment Sector Total												5.5			
Money Transfer Sector															
Al-Taif Money Transfer (NR)	MTAI	-	Suspend/ISC	3.00	-	-	-	-	-	-	0	94.5	FY17	461.9	2.5
Al-Manafaa for Money Trans. (NR)	MTMA	-	no trade	-	-	-	-	-	-	-	-	-	6M19	-	-
Mouta for Remittance (NR)	MTMO	-	Suspend/ISC	-	-	-	-	-	-	-	0	-	FY17	-	-
Al Nibal Al Arabya for Money T. (NR)	MTNI	-	no trade	1.00	-	-	-	-	-	-	-	37.3	6M19	302.2	1.0
Alnoor for Money Transfer (NR)	MTNN	-	no trade	0.32	-	-	-	-	-	-	-	11.9	9M18	n.v.	0.3
Nobles for Money Transfer (NR)	MTNO	-	no trade	1.00	-	-	-	-	-	-	-	24.9	6M19	n.v.	-
Money Transfer Sector Total												168.6			
Grand Total								260	362	227		11,614.2			

Source: Iraq Stock Exchange

*Average data was calculated according to recent six months, by dividing the total trading volume (excluding cross transactions) in the last six months to total number of trading days (excluding the No. of days share were suspended due to GA or by ISC).

** Last Financials: The date of the most recent financial statements.

P/E (Last): While calculating P/E (Last), we divided "Current Mcap" to "trailing net profit" when the recently announced financial statements are for the interim period. For the companies which trailing profit cannot be calculated due to lack of information, we divide "Current Mcap" to "annualized YTD profit," while calculating P/E (Last). We adjusted unaudited profit before tax values by deducting 15% income tax, while calculating annualized YTD profit.

P/BV (Last): Calculated by dividing "Current Mcap" to "BV in its Last Financials".

Iraqi banks started to publish IFRS annual reports starting 2016; however, interim period results are available according to Iraqi accounting rules. As a result, we will continue to depend only on the financial results prepared according to Iraqi accounting rules to be able to work with consistent data till the financial statements for both quarterly and annual data will be available according to IFRS standards.

***When the original shares resume trading, we start using the number of shares that the company will reach after the capital increase with the assumption that the capital increase was reflected to the price of the shares. We use the new capital in calculating Mcap.

Note: "Suspend/ISC" companies are not trading due to ISC Instructions.

"Suspend/GA" companies are not trading due to General Assembly Meetings.

"(NR)": These are the companies which are trading in the Non-Regular market (in compliance with Iraq Securities Commission law numbered 132/9 on 20/12/2012). These companies were moved to the secondary market (non-regular) because of the decrease in their trading volume and the number of days that these companies are being traded for. Please note, according to the Regulations of the Secondary Market, in each trading session, the average share price will be calculated for each share. The maximum increase and decrease of +/- 20% will be based on the average price in the previous session. The price should be valid during three effective trading sessions after the listing, and it will be free in the first trading session after capital increasing.

"We use the FX rate given by the bank that Rabee Securities makes its banking transactions while calculating the dollar values in our research reports instead of CBI market FX rate to be more conservative."

For any inquiries, contact:

Research

Aysegul Ozge Ozgur (SVP, Head of Research)

aozgur@rs.iq

Tugba Tan (Analyst)

ttan@rs.iq

Lana Nihad (Associate)

lnihad@rs.iq

research@rs.iq

Tel: +90 212 219 2524

Mob: +90 539 456 4566

Trading

traders@rs.iq

Tel: +964 727 002 0407


Info

info@rs.iq


Tel: +964 (770) 450 7463

RS Bloomberg page: <RSIQ>

RS Website: RS.IQ



Asiacell has won “EMEA Finance’s Best IPO in EMEA award” in EMEA Finance’s Achievement Awards 2013.
(Arranger of the deal: Rabee Securities (RS))



Asiacell was named the winner of the corporate finance category in the 2013 Association of Corporate Treasures Middle East Deals (ACTME) of the Year Awards.
(Arranger of the deal: Rabee Securities (RS))



emeafinance
Europe • Middle East • Africa
Best Brokerage House in Iraq
2011 - 2013 - 2014 - 2015
Rabee Securities
Member of the Iraq Stock Exchange



**TMT FINANCE MIDDLE EAST & NORTH AFRICA
2013 CONFERENCE & AWARDS WINNERS**
EQUITY CAPITAL MARKETS DEAL OF THE YEAR -
ASIACCELL IPO ADVISED BY RABEE SECURITIES



RS is a proud supporter of the Iraq Pavilion in the Venice Biennale .

Baghdad HQ

903/14/19
Karada, Baghdad, Iraq
Tel: +964 727 002 0407

Erbil

Italian Village offices
Office No: 32, Erbil, Iraq
Mob: +964 770 493 9999

Suleymani

Rand Gallery
Office No: 4, Floor: 6, Suleymani, Iraq
Mob: +964 770 651 9944

Istanbul Rep. Office

Halaskargazi Cad. No: 103/16
Osmanbey, Istanbul, Turkey
Tel: +90 212 219 2524
Mob: +90 539 456 4566

DISCLAIMER

This publication may not be reproduced, modified, or re-disseminated in whole or in part without the prior written permission of Rabee Securities. The information provided herein is of a general nature and for informational purposes only and is not intended to serve as an offer or solicitation with respect to the purchase or sale of any security, or as a recommendation to adopt any particular trading strategy. Such information is subject to change without prior notice. Although Rabee Securities obtains information from sources it considers reliable, Rabee Securities makes no representations or warranties, express or implied, as to the information's accuracy or completeness. Furthermore, such information may be incomplete or condensed. Rabee Securities, its affiliates, directors, employees, assigns, agents, and successors bear no liability for any errors or omissions in this publication or for any losses arising from the use of or reliance upon this information. This limitation on liability applies to direct, indirect, consequential, special, punitive, or other damages, as well as damages for loss of profits or business interruption. Investors shall bear all responsibility for investment decisions taken on the basis of the contents of this report. Rabee Securities strongly advises potential investors to seek financial guidance when determining whether an investment is appropriate to their needs. All estimates included in this report constitute Rabee Securities' opinion as of the date published on the report and are subject to change without notice.