

October 2020



RS - Iraq Stock Exchange (ISX) Monthly Report

Rabee Securities (RS**)**

*Website: **RS.IQ***

*Bloomberg page: <**RS.IQ**>*

ISX - Performance

	End of Oct.'20	Chn (m/m)	Chn (ytd)
CBI Auction Price of Iraqi Dinar (IQD/\$)	1190	0%	0%
Market Exchange Rate (IQD/\$)	1260	1.6%	3.3%
RSISX Closing (IQD)	669	0.0%	1.6%
Mcap of ISX (IQD bn)	13,837	1.8%	-4.5%
Mcap of ISX (\$ mn)	10,981	0.2%	-7.6%

	Oct.'20	Chn (m/m)	Chn (y/y)
Trading Vol (IQD bn)	19.2	-71%	5%
Trading Vol (\$ mn)	15.3	-71%	1%
Traded Shares (bn)	40.8	-62%	-34%
Number of Transactions ('000)	7.1	-18%	-7%
Foreigners' Share in Trading Vol. (%)	9.7%	-1.4ppt	2ppt

	10M20	Chn (y/y)
Trading Vol (IQD bn)	289.6	24%
Trading Vol (\$ mn)	233.9	21%
Traded Shares (bn)	355.3	-10%
Number of Transactions ('000)	57.3	-15%
Foreigners' Share in Trading Vol. (%)	9.3%	4.2ppt

	End of Sep.'20	End of Oct.'20
Number of ISX Companies*	105	105

No. of Companies Suspended from Trading due to

General Assembly	8	10
ISC	23	22
Total Number of Suspended Comp.	31	32
Number of Tradable Companies	74	73

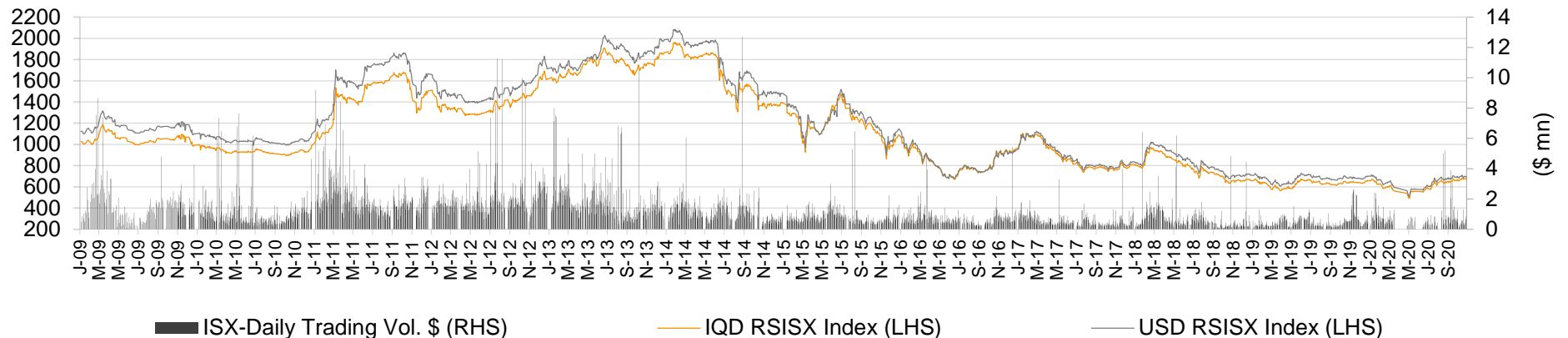
	Sep.'20 (m/m)	Oct.'20 (m/m)
Number of Companies (Price Up)	19	20
Number of Companies (Price Down)	21	23

Source: RS, ISX

* 48 out of 105 listed companies are trading in the Non-Regular Market.

RSISX Index

Rabee Securities (RS) Index - RSISX Index

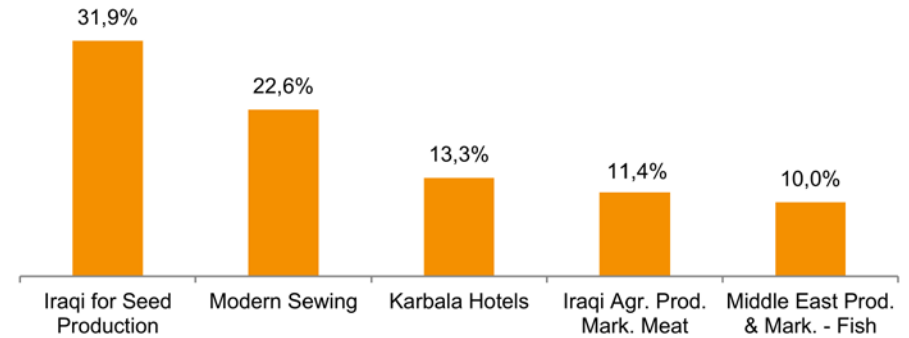


Source: RS, ISX

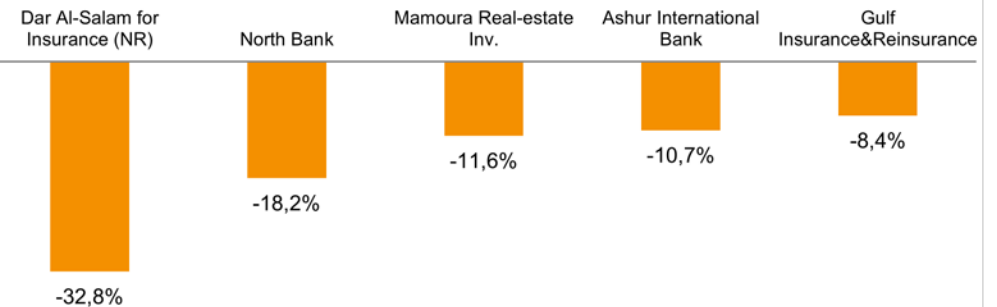
As of 28/10/2020

Top Five (October 2020)

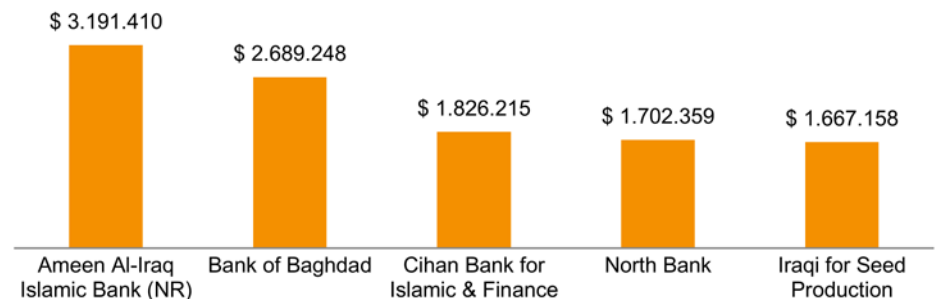
Best Performers	ISX Code	Closing Price (IQD)	% Chg. (m/m)
Iraqi for Seed Production	AISP	7.65	31.9%
Modern Sewing	IMOS	6.71	22.6%
Karbala Hotels	HKAR	0.85	13.3%
Iraqi Agr. Prod. Mark. Meat	AIPM	4.90	11.4%
Middle East Prod. & Mark. - Fish	AMEF	9.35	10.0%



Worst Performers	ISX Code	Closing Price (IQD)*	% Chg. (m/m)
Dar Al-Salam for Insurance (NR)	NDSA	0.43	-32.8%
North Bank	BNOR	0.09	-18.2%
Mamoura Real-estate Inv.	SMRI	1.68	-11.6%
Ashur International Bank	BASH	0.25	-10.7%
Gulf Insurance&Reinsurance	NGIR	0.84	-8.4%



Top 5 Trading Volume	ISX Code	Trading Vol. (\$)/m*	Share in total T. Volume
Ameen Al-Iraq Islamic Bank (NR)	BAME	3,191,410	20.8%
Bank of Baghdad	BBOB	2,689,248	17.6%
Cihan Bank for Islamic & Finance	BCIH	1,826,215	11.9%
North Bank	BNOR	1,702,359	11.1%
Iraqi for Seed Production	AISP	1,667,158	10.9%

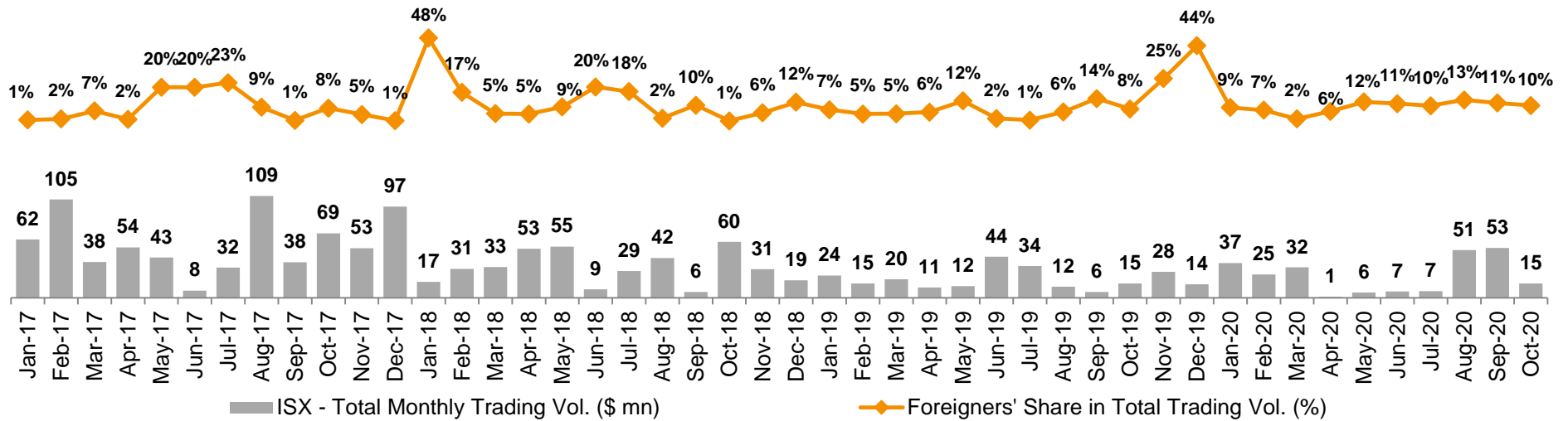


Ameen Al-Iraq Islamic Bank (BAME): 4 cross transactions amounted at 4.0 bn shares with an approximate value of IQD4.0 bn. (4.0% of paid-in capital)

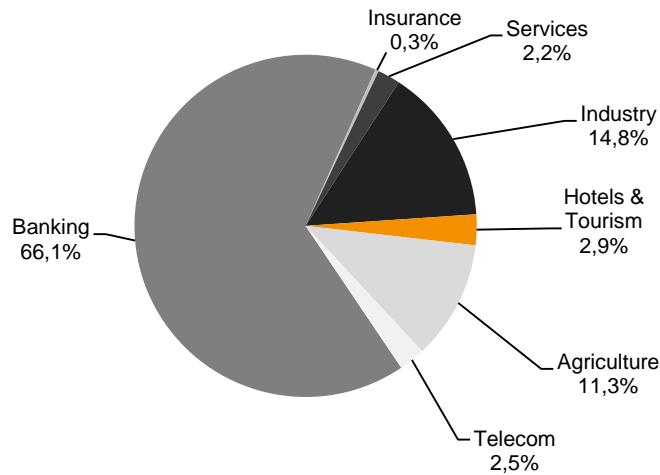
Cihan Bank for Islamic & Finance (BCIH): 2 cross transactions amounted at 1.0 bn shares with an approximate value of IQD2.3 bn. (0.4% of paid-in capital)

North Bank (BNOR): 1 cross transaction amounted at 21.2 bn shares with an approximate value of IQD2.1 bn. (7.1% of paid-in capital)

ISX - Total Monthly Trading Volume (\$ mn) & Foreigners' Share in Total Trading Vol. (%)

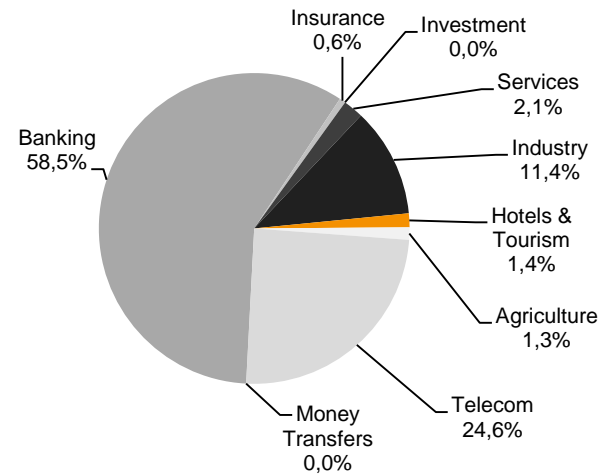


Breakdown of Total Trading Volume in October 2020 (\$15.3 mn) (including cross transactions)



Source: RS, ISX

Breakdown of Total Trading Volume in 10M20 (\$233.9 mn) (including cross transactions)



Source: RS, ISX

Recent General Assembly Meetings (Ranked based on ISX Code)

Company Name	ISX Code	Suspended from Trading	GA Date	Resumed Trading*	New Shares Resumed Trading	Rights issue (%)	Bonus issue (%)	Paid-in Capital BEFORE the increase (IQD bn)	Paid-in Capital AFTER the increase** (IQD bn)	Cash dividend (IQD per share)	Dividend Yield (%)
Al-Ahlyia for Agricultural Prod.	AAHP	14.10.2020	19.10.2020		28.10.2020					0.03	2.6%
Al-Arabiya Islamic Bank (NR)	BAAI	28.09.2020	01.10.2020	11.10.2020							
Asia Al Iraq Islamic Bank (NR)	BAIB	14.10.2020	19.10.2020	26.10.2020		33.3%		150.00	200.00		
Ashur International Bank	BASH	16.09.2020	21.09.2020		29.09.2020					0.02	6.3%
Bank of Baghdad	BBOB	30.09.2020	05.10.2020	13.10.2020							
Cihan Bank for Islamic & Finance	BCIH	20.10.2020	24.10.2020	28.10.2020							
Erbil Bank for Invest. & Finance (NR)	BERI	30.09.2020	03.10.2020								
Gulf Commercial Bank	BGUC	28.10.2020	10.11.2020								
International Development Bank (NR)	BIDB	04.10.2020	07.10.2020	14.10.2020							
Iraqi Islamic Bank	BIIB	27.10.2020	31.10.2020								
International Islamic Bank (NR)	BINT	27.10.2020	30.10.2020			150.0%		100.00	250.00		
Al Janoob Islamic Bank (NR)	BJAB	27.10.2020	01.11.2020								
Mosul Bank	BMFI	13.10.2020	16.10.2020								
Al-Mansour Bank	BMNS	25.10.2020	28.10.2020							0.04	6.6%
Al Mustashar Islamic Bank (NR)	BMUI	22.10.2020	27.10.2020			66.6%		150.00	250.00		
Al Mustashar Islamic Bank (NR)	BMUI	23.09.2020	28.09.2020	05.10.2020							
National Bank of Iraq	BNOI	11.10.2020	14.10.2020	22.10.2020							
Region Trade Bank (NR)	BRTB	15.10.2020	20.10.2020		25.10.2020					0.06	6.2%
Al Taif Islamic Bank (NR)	BTIB	27.09.2020	30.09.2020	07.10.2020		52.7%		100.21	153.00		
Zain Al-Iraq Islamic Bank (NR)	BZII	13.09.2020	16.09.2020	21.09.2020							
Baghdad Hotel	HBAG	13.09.2020	16.09.2020	28.09.2020							
National for Tourist Investment	HNTI	24.09.2020	29.09.2020	13.10.2020							
Baghdad for Packing Materials	IBPM	08.10.2020	13.10.2020	22.10.2020							
Al -Khazer for Construction M. (NR)	IKHC	06.10.2020	10.10.2020	13.10.2020							
Modern Sewing	IMOS	17.09.2020	22.09.2020	06.10.2020		80.0%	20.0%	1.00	2.00	0.10	1.0%
Gulf Insurance&Reinsurance	NGIR	01.10.2020	13.10.2020	20.10.2020		250.0%		2.00	7.00		
Al-Ameen Estate Inv. (NR)	SAEI	01.10.2020	06.10.2020	18.10.2020							
Kharkh Tour Amuzement City	SKTA	02.09.2020	07.09.2020	20.09.2020							
Al-Mosul for Funfairs	SMOF	29.09.2020	04.10.2020	07.10.2020			25.0%	0.80	1.00		
Mamoura Real-estate Inv.	SMRI	13.10.2020	18.10.2020	22.10.2020							
Al-Khatem Telecom (NR)	TZNI	21.10.2020	24.10.2020							0.04	1.7%
Bain Al-Nahrain Financial Inv. (NR)	VMES	22.10.2020	03.11.2020								
Al-Zawraa for Financial Inv. (NR)	VZAF	13.10.2020	25.10.2020	28.10.2020							

Source: RS, ISX

*If there is a capital increase, this date shows the date when original shares resumed trading.

**Paid-in Capital AFTER the increase shows the capital the company reached / will reach after the completion of the capital increase processes.

***When the original shares resume trading, we start using the number of shares that the company will reach after the capital increase with the assumption that the capital increase was reflected to the price of the shares.

Capital Increase and Cash Dividend Distribution Processes:

The first step in any capital increase or dividend distribution is announcing a General Assembly meeting. Each company must notify the ISC and ISX that it will hold its General Assembly meeting 15 days prior to the meeting date. Shares are normally suspended from trading three business days before any General Assembly meeting (Please note that the ex-date for capital increases and dividend distributions is referred to as "Trading-Suspension day"). In case the meeting agenda included discussion of capital increase and/or cash dividends distribution, the General Assembly votes on the capital increase percentage and how they will raise this amount (bonus/rights). General Assemblies also vote on the percentage of cash dividend distribution. When a company decides to increase its capital through rights issue, it invites investors to subscribe for the newly offered shares. According to Iraqi Companies Law, subscription period is normally 30 days (the first 15 days are for existing shareholders, the second 15 days are for public) that could be extended to 60 days if the offered shares are not fully subscribed. The Iraqi Company Registrar must approve the capital increase (in both cases, bonus and rights issue). For cash dividend distribution, most companies decide to distribute cheques with the cash dividend amount and shareholders can go to the company to receive these cheques. There is not strict timeline for this procedure; therefore, the process could take long time.

ISX Companies which are not trading due to General Assembly Meetings*

Company Name	ISX Code	Suspended from Trading	GA Date	Rights issue (%)	Bonus issue (%)	Paid-in Capital BEFORE the increase (IQD bn)	Paid-in Capital AFTER the increase (IQD bn)	Cash dividend (IQD per share)	Dividend Yield (%)
Banking Sector									
Erbil Bank for Invest. & Finance (NR)	BERI	30.09.2020	03.10.2020						
Gulf Commercial Bank	BGUC	28.10.2020	10.11.2020						
Iraqi Islamic Bank	BIIB	27.10.2020	31.10.2020						
International Islamic Bank (NR)	BINT	27.10.2020	30.10.2020	150.0%		100.00	250.00		
Al Janoob Islamic Bank (NR)	BJAB	27.10.2020	01.11.2020						
Mosul Bank	BMFI	13.10.2020	16.10.2020						
Al-Mansour Bank	BMNS	25.10.2020	28.10.2020					0.04	6.6%
Al Mustashar Islamic Bank (NR)	BMUI	23.09.2020	28.09.2020						
Telecom Sector									
Al-Khatem Telecom (NR)	TZNI	21.10.2020	24.10.2020					0.04	1.7%
Investment Sector									
Bain Al-Nahrain Financial Inv. (NR)	VMES	22.10.2020	03.11.2020						

*As of 28/10/2020

Source: RS, ISX

ISX Companies which are not trading due to Iraqi Securities Commission's (ISC) Decision*

Company Name / Sector Name	ISX Code	Suspended from Trading	Company Name / Sector Name	ISX Code	Suspended from Trading
Banking Sector			Industry Sector		
Dijlah & Furat Bank (NR)	BDFD	05.01.2017	Electronic Industries	IELI	06.08.2017
Dar Es Salaam Inv. Bank (NR)	BDSI	09.08.2016	Fallujah for Construction Mat. (NR)	IFCM	06.07.2015
Economy Bank (NR)	BEFI	05.03.2017	Al-Hilal Industries	IHLI	20.08.2019
Union Bank (NR)	BUOI	06.08.2017	Iraqi for Carton Manufact. & Trading	IICM	06.08.2017
Services Sector			Iraqi Date Processing & Mark.	IIDP	08.07.2020
AL-Badia for General Trans	SBAG	06.07.2017	Iraqi Engineering Works	IIEW	20.08.2019
Iraqi for General Transp. (NR)	SIGT	06.08.2017	Modern Construction Mat. (NR)	IMCM	06.07.2015
Hotels&Tourism Sector			Modern Paint Industries (NR)	IMPI	06.08.2015
Ashour Hotel (NR)	HASH	08.07.2019	The Light and Mining Industries (NR)	ITLI	13.07.2016
Ishtar Hotels	HISH	20.08.2019	Agriculture Sector		
Investment Sector			Modern Animal & Agr. Production	AMAP	20.08.2019
AL- Batek Investment (NR)	VBAT	20.08.2019	Money Transfer Sector		
Al-Khair for Financial Inv. (NR)	VKHF	06.07.2017	Al-Manafaa for Money Trans. (NR)	MTMA	17.02.2020
			Al-Nobles for Money Transfer	MTNO	14.10.2020

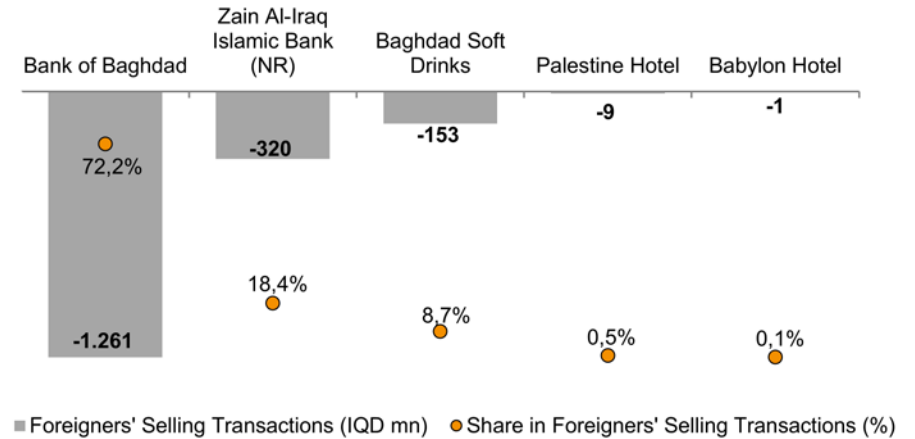
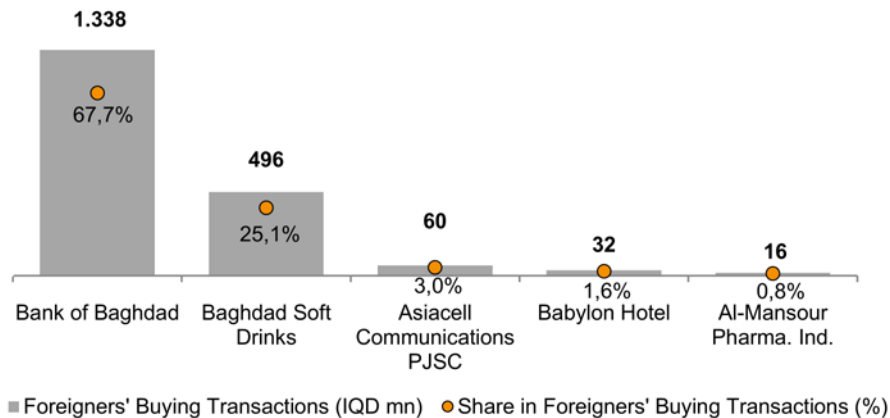
*As of 28/10/2020

Source: RS, ISX

Foreigners' Transactions* (Ranked According to Net Trading Volumes) (IQD mn) - October 2020



Top Five Companies according to Foreigners' Buying and Selling Transactions* (October 2020)



Foreigners' Buying Transactions (October 2020)

Company Name	ISX Code	No. of Trans	No. of Traded Shares	Trading Volume (IQD)	Trading Volume (\$)
Banking Sector					
Ashur International Bank	BASH	1	2,500,000	625,000	498
Bank of Baghdad	BBOB	185	3,296,999,343	1,337,903,047	1,066,729
Gulf Commercial Bank	BGUC	11	29,002,388	3,991,097	3,182
Iraqi Middle East Investment Bank	BIME	3	14,900,000	1,639,000	1,307
Al-Mansour Bank	BMNS	3	1,700,000	1,037,600	827
National Bank of Iraq	BNOI	3	20,014,948	13,110,015	10,453
United Bank	BUND	8	104,925,000	7,344,750	5,856
TOTAL		214	3,470,041,679	1,365,650,509	1,088,853
Insurance Sector					
Dar Al-Salam for Insurance (NR)	NDSA	1	50,000	21,500	17
TOTAL		1	50,000	21,500	17
Services Sector					
Mamoura Real-estate Inv.	SMRI	14	4,300,000	7,600,000	6,060
Baghdad Passengers Transport	SBPT	1	1,000	20,000	16
TOTAL		15	4,301,000	7,620,000	6,076
Industry Sector					
Baghdad Soft Drinks	IBSD	291	146,301,204	495,922,433	395,406
Al-Mansour Pharma. Ind.	IMAP	18	13,974,568	15,840,279	12,630
TOTAL		309	160,275,772	511,762,712	408,036
Hotels&Tourism Sector					
Baghdad Hotel	HBAG	1	3,844	29,983	24
Babylon Hotel	HBAY	11	363,995	31,776,560	25,336
TOTAL		12	367,839	31,806,543	25,360
Telecom Sector					
Asiacell Communications PJSC	TASC	63	8,562,850	59,903,697	47,762
TOTAL		63	8,562,850	59,903,697	47,762
Grand Total		614	3,643,599,140	1,976,764,961	1,576,103

Source: RS, ISX

Foreigners' Selling Transactions (October 2020)

Company Name	ISX Code	No. of Trans	No. of Traded Shares	Trading Volume (IQD)	Trading Volume (\$)
Banking Sector					
Bank of Baghdad	BBOB	113	3,158,823,012	1,260,577,435	1,005,076
Zain Al-Iraq Islamic Bank (NR)	BZII	28	843,081,668	320,371,034	255,436
TOTAL		141	4,001,904,680	1,580,948,469	1,260,513
Industry Sector					
Baghdad for Packing Materials	IBPM	1	167,000	300,600	240
Baghdad Soft Drinks	IBSD	85	44,714,497	152,631,330	121,695
Metallic Ind. and Bicycles	IMIB	3	450,475	1,148,711	916
TOTAL		89	45,331,972	154,080,641	122,851
Hotels&Tourism Sector					
Babylon Hotel	HBAY	2	15,000	1,210,000	965
Palestine Hotel	HPAL	3	1,035,000	9,196,000	7,332
TOTAL		5	1,050,000	10,406,000	8,297
Telecom Sector					
Asiacell Communications PJSC	TASC	1	33,380	229,988	183
TOTAL		1	33,380	229,988	183
Grand Total		236	4,048,320,032	1,745,665,098	1,391,844

Source: RS, ISX

Monthly Transactions – ISX Listed Companies (October 2020)

ISX Code	Paid-in Capital (IQD mn)	Closing* Price (IQD)	Market Cap* (IQD mn)	Monthly Chg(%)**	Intra Month Closings High	Low	Trading Days	No of trans. (#)	No of traded shares (mn)	Monthly Turnover (IQD '000)	Note				
Telecom Sector															
Asiacell Communications PJSC	TASC	310,000	247	6.96	2,157,600	1,720.3	1.0%	7.14	6.85	19	538	68	475,796	379,359	-
Al-Khatem Telecom (NR)	TZNI	1,829,783	1,459	2.35	4,299,989	3,428.4	-	2.31	2.31	-	-	-	0	0	Suspend/GA
Total		2,139,783	1,706		6,457,589	5,149					538	68	475,796	379,359	
Banking Sector															
Al-Arabiya Islamic Bank (NR)	BAAI	250,000	199	1.15	287,500	229.2	-	1.15	1.15	-	-	-	0	0	-
Asia Al Iraq Islamic Bank (NR)	BAIB	200,000	159	1.08	215,000	171.4	0.0%	1.08	1.08	-	-	-	0	0	-
Ameen Al-Iraq Islamic Bank (NR)	BAME	100,000	80	1.00	100,000	79.7	-	0.00	0.00	5	13	4,003	4,002,700	3,191,410	-
Ashur International Bank	BASH	250,000	199	0.25	62,500	49.8	-10.7%	0.27	0.24	16	103	137	34,989	27,897	-
Babylon Bank	BBAY	250,000	199	0.08	20,000	15.9	-	0.08	0.07	10	33	219	16,447	13,113	-
Bank of Baghdad	BBOB	250,000	199	0.39	97,500	77.7	5.4%	0.42	0.37	12	744	8,387	3,372,884	2,689,248	-
Cihan Bank for Islamic & Finance	BCIH	255,000	203	2.29	583,950	465.6	-	2.29	2.29	3	6	1,000	2,290,458	1,826,215	Suspend/GA
Commercial Bank of Iraq	BCOI	250,000	199	0.45	112,500	89.7	-2.2%	0.45	0.44	12	50	56	24,936	19,882	-
Dijlah & Furat Bank (NR)	BDFD	112,000	89	0.25	28,000	22.3	-	0.25	0.25	-	-	-	0	0	Suspend/ISC
Dar Es Salaam Inv. Bank (NR)***	BDSI	250,000	199	0.13	32,500	25.9	-	0.13	0.13	-	-	-	0	0	Suspend/ISC
Economy Bank (NR)	BEFI	250,000	199	0.53	132,000	105.2	-	0.53	0.53	-	-	-	0	0	Suspend/ISC
Elaf Islamic Bank	BELF	250,000	199	0.23	57,500	45.8	4.5%	0.23	0.22	1	1	0	17	14	-
Erbil Bank for Invest. & Finance (NR)	BERI	265,000	211	0.11	29,150	23.2	-	0.11	0.11	-	-	-	0	0	Suspend/GA
Gulf Commercial Bank	BGUC	300,000	239	0.13	39,000	31.1	-7.1%	0.14	0.13	9	63	225	29,715	23,693	-
Investment Bank of Iraq	BIBI	250,000	199	0.25	62,500	49.8	-3.8%	0.26	0.25	8	20	36	9,160	7,303	-
International Development Bank (NR)	BIDB	250,000	199	0.81	202,500	161.5	-	0.81	0.81	-	-	-	0	0	-
Iraqi Islamic Bank	BIIB	250,000	199	0.42	105,000	83.7	-2.3%	0.46	0.42	15	84	113	49,660	39,595	Suspend/GA
Iraqi Middle East Investment Bank	BIME	250,000	199	0.11	27,500	21.9	-	0.12	0.10	16	133	763	83,579	66,639	-
Iraq Noor Islamic Bank (NR)	BINI	250,000	199	1.00	250,000	199.3	-	1.00	1.00	-	-	-	0	0	-
International Islamic Bank (NR)***	BINT	250,000	199	1.73	432,500	344.8	-0.6%	1.30	1.29	1	1	0	35	28	Suspend/GA
Al Janoob Islamic Bank (NR)	BJAB	250,000	199	1.00	250,000	199.3	-	1.00	1.00	-	-	-	0	0	Suspend/GA
Kurdistan International Islamic Bank	BKUI	400,000	319	1.01	404,000	322.1	-	1.01	1.01	-	-	-	0	0	-
Al-Ataa Islamic Bank (NR)	BLAD	250,000	199	0.15	37,500	29.9	-6.3%	0.21	0.14	18	263	691	118,702	94,642	-
Mosul Bank Suspend/GA	BMFI	252,500	201	0.13	32,825	26.2	-	0.13	0.13	2	2	4	545	435	Suspend/GA
Al-Mansour Bank	BMNS	250,000	199	0.61	152,500	121.6	-	0.58	0.56	10	88	95	59,066	47,094	Suspend/GA
Al Mustashar Islamic Bank (NR)	BMUI	150,000	120	-	-	-	-	0.00	0.00	-	-	-	0	0	Suspend/GA
National Islamic Bank	BNAI	251,000	200	0.65	163,150	130.1	-	0.65	0.65	-	-	-	0	0	-
National Bank of Iraq	BNOI	250,000	199	0.65	162,500	129.6	-3.0%	0.67	0.65	7	16	35	22,933	18,285	-
North Bank	BNOR	300,000	239	0.09	27,000	21.5	-18.2%	0.11	0.09	1	34	21,356	2,135,117	1,702,359	Suspend/ISC
Al-Qabedh Islamic Bank (NR)	BQAB	250,000	199	0.24	60,000	47.8	-	0.24	0.24	-	-	-	0	0	-
Al-Qurtas Islamic Bank (NR)	BQUR	250,000	199	1.00	250,000	199.3	-	1.00	1.00	-	-	-	0	0	-
Al-Rajih Islamic Bank for Inv.&Fin. (NR)	BRAJ	250,000	199	1.00	250,000	199.3	-	1.00	1.00	-	-	-	0	0	-
Credit Bank of Iraq (NR)	BRUI	250,000	199	0.39	97,500	77.7	-	0.40	0.39	6	6	3	1,002	799	-
Region Trade Bank (NR)	BRTB	250,000	199	0.87	218,500	174.2	0.0%	0.87	0.87	-	-	-	0	0	-
Sumer Commercial Bank	BSUC	250,000	199	0.40	100,000	79.7	-	0.40	0.40	12	77	238	95,116	75,837	-
Al Taif Islamic Bank (NR)	BTIB	153,000	122	1.00	153,000	122.0	-	1.00	1.00	-	-	-	0	0	-
Trans Iraq Bank for Investment	BTRI	264,000	210	0.70	184,800	147.3	-	0.70	0.70	-	-	-	0	0	-
Trust International Islamic Bank (NR)	BTRU	250,000	199	0.35	87,500	69.8	-	0.35	0.35	-	-	-	0	0	-
United Bank	BUND	300,000	239	0.07	21,000	16.7	-	0.07	0.06	17	75	469	32,827	26,174	-
Union Bank (NR)	BUOI	252,000	201	0.29	73,080	58.3	-	0.29	0.29	-	-	-	0	0	Suspend/ISC
World Islamic Bank (NR)	BWOR	250,000	199	1.00	250,000	199.3	-	1.00	1.00	-	-	-	0	0	-
Zain Al-Iraq Islamic Bank (NR)	BZII	250,000	199	0.38	95,000	75.7	-	0.38	0.38	1	28	843	320,371	255,436	-
Total		10,304,500	8,216		5,946,955	4,741.6					1,840	38,673	12,700,259	10,126,098	

Source: RS, ISX

Monthly Transactions – ISX Listed Companies (October 2020)

Industry Sector	ISX Code	Paid-in Capital (IQD mn)	Closing* (\$ mn)	Price (IQD)	Market Cap* (IQD mn)	(\$ mn)	Monthly Chg(%)**	Intra Month Closings High	Low	Trading Days	No of trans. (#)	No of traded shares (mn)	Monthly Turnover (IQD '000)	(\$)	Note
Baghdad for Packing Materials	IBPM	1,080	1	1.80	1,944	1.5	-	1.80	1.80	4	11	103	185,784	148,128	-
Baghdad Soft Drinks	IBSD	177,333	141	3.40	602,933	480.7	0.3%	3.46	3.29	19	1,390	574	1,950,167	1,554,896	-
Electronic Industries	IELI	18,000	14	0.45	8,100	6.5	-	0.45	0.45	-	-	-	0	0	Suspend/ISC
Fallujah for Construction Mat. (NR)	IFCM	3,120	2	1.51	4,711	3.8	-	1.51	1.51	-	-	-	0	0	Suspend/ISC
Nationality H. Furniture (NR)***	IHFI	1,660	1	1.40	2,324	1.9	-	1.40	1.40	-	-	-	0	0	-
Al-Hilal Industries	IHLI	12,375	10	0.48	5,940	4.7	-	0.48	0.48	-	-	-	0	0	Suspend/ISC
Iraqi for Carton Manufact. & Trading	IICM	7,590	6	0.27	2,049	1.6	-	0.27	0.27	-	-	-	0	0	Suspend/ISC
Iraqi Date Processing & Marketing	IIDP	17,250	14	1.20	20,700	16.5	-	1.20	1.20	-	-	-	0	0	Suspend/ISC
Iraqi Engineering Works	IIEW	1,500	1	0.82	1,230	1.0	-	0.82	0.82	-	-	-	0	0	Suspend/ISC
Iraqi For Tufted Carpets	IITC	500	0	9.35	4,675	3.7	-5.6%	9.90	9.35	7	36	3	27,828	22,188	-
Al -Khazer for Construction M. (NR)	IKHC	1,100	1	1.44	1,584	1.3	-	1.44	1.44	-	-	-	0	0	-
AL- Kindi of Veterinary Vac.	IKLV	5,940	5	1.35	8,019	6.4	-3.6%	1.41	1.35	10	28	24	32,235	25,702	-
Al-Mansour Pharma. Ind.	IMAP	6,469	5	1.06	6,857	5.5	-7.8%	1.15	1.06	17	261	201	221,550	176,645	-
Modern Chemical Industries (NR)	IMCI	180	0	60.00	10,800	8.6	-	60.00	60.00	1	2	3	186,592	148,772	-
Modern Construction Mat. (NR)	IMCM	5,371	4	0.47	2,524	2.0	-	0.47	0.47	-	-	-	0	0	Suspend/ISC
Metallic Ind. and Bicycles	IMIB	7,500	6	2.60	19,500	15.5	2.0%	2.60	2.50	7	28	3	6,634	5,290	-
Modern Sewing***	IMOS	2,000	2	6.71	13,420	10.7	22.6%	7.75	5.48	15	268	19	123,801	98,708	-
Modern Paint Industries (NR)	IMPI	9,214	7	1.25	11,517	9.2	-	1.25	1.25	-	-	-	0	0	Suspend/ISC
National Chemical & Plastic Industries	INCP	15,188	12	2.04	30,983	24.7	0.5%	2.10	2.00	17	121	41	82,634	65,885	-
Ready Made Clothes	IRMC	1,593	1	12.10	19,279	15.4	4.3%	12.70	11.60	6	26	1	15,580	12,422	-
The Light and Mining Industries (NR)	ITLI	16,800	13	0.31	5,208	4.2	-	0.31	0.31	-	-	-	0	0	Suspend/ISC
Total		311,763	249		784,298	625.3					2,171	972	2,832,806	2,258,637	
Hotels&Tourism Sector															
Ashour Hotel (NR)	HASH	376	0	6.40	2,409	1.9	-	6.40	6.40	-	-	-	0	0	Suspend/ISC
Baghdad Hotel	HBAG	3,844	3	7.85	30,175	24.1	3.3%	8.10	7.60	12	55	3	25,630	20,435	-
Babylon Hotel	HBAY	2,000	2	85.00	170,000	135.5	-3.4%	89.00	80.00	15	60	1	62,452	49,794	-
Ishtar Hotels	HISH	3,500	3	10.50	36,750	29.3	-	10.50	10.50	-	-	-	0	0	Suspend/ISC
Karbala Hotels***	HKAR	7,500	6	0.85	6,375	5.1	13.3%	0.89	0.75	11	57	473	389,907	310,878	-
Mansour Hotel	HMAN	2,923	2	9.00	26,307	21.0	-2.7%	9.25	9.00	9	27	1	11,629	9,272	-
National for Tourist Investment	HNTI	6,253	5	7.75	48,462	38.6	-3.1%	8.00	5.22	5	10	3	21,598	17,221	-
Palestine Hotel	HPAL	4,470	4	8.80	39,336	31.4	1.1%	9.00	8.40	7	12	1	12,171	9,704	-
Al-Sadeer Hotel***	HSAD	1,363	1	10.70	14,583	11.6	7.0%	10.70	10.00	8	33	2	24,739	19,725	-
Mosul Dam Tourist Village (NR)	HTVM	240	0	4.96	1,190	0.9	-2.7%	5.21	4.75	4	15	2	9,174	7,315	-
Total		32,469	26		375,588	299.5					269	487	557,301	444,344	

Source: RS, ISX

Monthly Transactions – ISX Listed Companies (October 2020)

	ISX Code	Paid-in Capital (IQD mn)	(\$ mn)	Closing* Price (IQD)	Market Cap* (IQD mn)	(\$ mn)	Monthly Chg(%)**	Intra Month Closings High	Low	Trading Days	No of trans. (#)	No of traded shares (mn)	Monthly Turnover (IQD '000)	(\$)	Note
Services Sector															
Al-Ameen Estate Inv. (NR)	SAEI	6,960	6	0.65	4,524	3.6	-	0.65	0.65	1	1	0	33	26	-
AL-Badia for General Trans	SBAG	2,200	2	0.59	1,298	1.0	-	0.59	0.59	-	-	-	0	0	Suspend/ISC
Baghdad Passengers Transport	SBPT	1,000	1	19.90	19,900	15.9	-0.5%	20.00	19.00	10	31	0	7,572	6,037	-
Ibdaa Al-Sharq Al-Awsat G. Cont. (NR)	SIBD	3,000	2	0.00	0	0.0	-	-	-	-	-	-	-	-	-
Iraqi for General Transp. (NR)	SIGT	3,900	3	0.55	2,145	1.7	-	0.55	0.55	-	-	-	0	0	Suspend/ISC
Iraqi Land Transport	SILT	14,000	11	1.55	21,700	17.3	0.6%	1.55	1.50	19	89	38	57,841	46,118	-
Kharkh Tour Amuzement City	SKTA	1,000	1	4.30	4,300	3.4	-4.0%	4.59	4.30	14	305	51	226,621	180,688	-
Al-Mosul for Funfairs***	SMOF	1,000	1	13.15	13,150	10.5	2.7%	13.85	12.74	13	67	3	37,665	30,031	-
Mamoura Real-estate Inv.	SMRI	22,780	18	1.68	38,270	30.5	-11.6%	1.90	1.64	12	142	45	79,992	63,779	-
AL-Nukhba for Construction	SNUC	2,066	2	0.38	785	0.6	2.7%	0.38	0.37	3	11	9	3,330	2,655	-
Total		57,906	46		106,072	84.6					646	147	413,054	329,334	
Agriculture Sector															
Al-Ahlyia for Agricultural Prod.	AAHP	575	0	1.12	644	0.5	4.7%	1.12	1.07	2	4	0	60	48	Suspend/GA
Iraqi Agr. Prod. Mark. Meat	AIPM	5,000	4	4.90	24,500	19.5	11.4%	5.00	4.30	11	113	14	67,188	53,570	-
Iraqi Agricultural Products	AIRP	360	0	12.35	4,446	3.5	-0.8%	13.00	12.00	4	9	0	1,589	1,267	-
Iraqi for Seed Production***	AISP	13,650	11	7.65	104,423	83.3	31.9%	8.45	5.80	14	1,533	282	2,090,967	1,667,158	-
Modern Animal & Agr. Production	AMAP	4,101	3	0.21	861	0.7	-	0.21	0.21	-	-	-	0	0	Suspend/ISC
Middle East Prod. & Mark. - Fish	AMEF	300	0	9.35	2,805	2.2	10.0%	9.35	8.50	1	3	0	1,432	1,141	-
AL - Rebas for Poultry & Feed	AREB	30,000	24	-	-	-	-	0.00	0.00	-	-	-	0	0	-
Total		53,986	43		137,679	109.8					1,662	296	2,161,235	1,723,183	
Insurance Sector															
AHliya For Insurance (NR)	NAHF	7,000	6	0.45	3,150	2.5	-	0.45	0.45	-	-	-	0	0	-
Al-Ameen for Insurance***	NAME	5,000	4	0.51	2,550	2.0	4.1%	0.51	0.48	3	13	123	61,338	48,906	-
Dar Al-Salam for Insurance (NR)	NDSA	7,000	6	0.43	3,010	2.4	-32.8%	0.64	0.36	4	7	0	122	97	-
Gulf Insurance&Reinsurance***	NGIR	7,000	6	0.84	5,880	4.7	-8.4%	0.92	0.84	2	2	0	109	87	-
Al-Hamraa for Insurance (NR)	NHAM	7,000	6	0.42	2,940	2.3	-	0.42	0.42	-	-	-	0	0	Suspend/ISC
Total		33,000	26		17,530	14.0					22	123	61,569	49,090	

Source: RS, ISX

Monthly Transactions – ISX Listed Companies (October 2020)

	ISX Code	Paid-in Capital		Closing*	Market Cap*		Monthly	Intra Month Closings		Trading	No of	No of traded	Monthly Turnover		Note
		(IQD mn)	(\$ mn)	Price (IQD)	(IQD mn)	(\$ mn)	Chg(%)**	High	Low	Days	trans. (#)	shares (mn)	(IQD '000)	(\$)	
Investment Sector															
Al-Ameen Financial Inv. (NR)	VAMF	1,500	1	0.88	1,320	1.1	-	0.88	0.88	-	-	-	0	0	-
AL- Batek Investment (NR)	VBAT	1,000	1	0.45	450	0.4	-	0.45	0.45	-	-	-	0	0	Suspend/ISC
Al-Khair for Financial Inv. (NR)	VKHF	7,000	6	0.22	1,540	1.2	-	0.22	0.22	-	-	-	0	0	Suspend/ISC
Bain Al-Nahrain Financial Inv. (NR)	VMES	1,000	1	0.90	900	0.7	-	0.90	0.90	-	-	-	0	0	Suspend/GA
AL-Wiaam for Financial Inv. (NR)	VWIF	2,000	2	0.65	1,300	1.0	-	0.65	0.65	-	-	-	0	0	-
Al-Zawraa for Financial Inv. (NR)	VZAF	1,150	1	0.33	380	0.3	-	0.33	0.33	-	-	-	0	0	Suspend/GA
Total		13,650	11		5,890	4.7					0	0	0	0	
Money Transfer Sector															
Al-Manafaa for Money Trans. (NR)	MTMA	45,000	36		-	-	-	0.00	0.00	-	-	-	0	0	Suspend/ISC
Nobles for Money Transfer (NR)	MTNO	5,000	4	1.00	5,000	4.0	-	1.00	1.00	-	-	-	0	0	Suspend/ISC
Total		50,000	40		5,000	4.0					0	0	0	0	
Grand Total		12,997,057	10,363		13,836,601	11,032					7,148	40,765	19,202,020	15,310,045	

*As of 28/10/2020

**According to adjusted closing prices.

***When the original shares resume trading, we start using the number of shares that the company will reach after the capital increase with the assumption that the capital increase was reflected to the price of the shares. We use the new capital in calculating Mcap.

Note: "(NR)": These are the companies which are trading in the Non-Regular market (in compliance with Iraq Securities Commission law numbered 132/9 on 20/12/2012). These companies were moved to the secondary market (non-regular) because of the decrease in their trading volume and the number of days that these companies are being traded for. Please note, according to the Regulations of the Secondary Market, in each trading session, the average share price will be calculated for each share. The maximum increase and decrease of +/- 20% will be based on the average price in the previous session. The price should be valid during three effective trading sessions after the listing, and it will be free in the first trading session after capital increasing.

Source: RS, ISX

The cross transactions occurred in October 2020 are as follows:

Ameen Al-Iraq Islamic Bank (BAME): 4 cross transactions amounted at 4.0 bn shares with an approximate value of IQD4.0 bn. (4.0% of paid-in capital)

Cihan Bank for Islamic & Finance (BCIH): 2 cross transactions amounted at 1.0 bn shares with an approximate value of IQD2.3 bn. (0.4% of paid-in capital)

North Bank (BNOR): 1 cross transaction amounted at 21.2 bn shares with an approximate value of IQD2.1 bn. (7.1% of paid-in capital)

For any inquiries, contact:

Research

Aysegul Ozge Ozgur (SVP, Head of Research)

[aозgur@rs.iq](mailto:aozgur@rs.iq)

Tugba Tan (Analyst)

ttan@rs.iq

Lana Nihad (Junior Analyst)

lnihad@rs.iq

research@rs.iq

Tel: +90 212 219 2524

Trading

traders@rs.iq

Tel: +964 727 002 0407


Info

info@rs.iq


Tel: +964 (770) 450 7463

RS Bloomberg page: <RSIQ>

RS Website: RS.IQ



Asiacell has won “EMEA Finance’s Best IPO in EMEA award” in EMEA Finance’s Achievement Awards 2013.
(Arranger of the deal: Rabee Securities (RS))



Asiacell was named the winner of the corporate finance category in the 2013 Association of Corporate Treasures Middle East Deals (ACTME) of the Year Awards.
(Arranger of the deal: Rabee Securities (RS))



emeafinance Europe • Middle East • Africa
Best Brokerage House in Iraq
2011 - 2013 - 2014 - 2015
Rabee Securities



**TMT FINANCE MIDDLE EAST & NORTH AFRICA
2013 CONFERENCE & AWARDS WINNERS**
EQUITY CAPITAL MARKETS DEAL OF THE YEAR -
ASIACELL IPO ADVISED BY RABEE SECURITIES



RS is a proud supporter of the Iraq Pavilion in Venice Biennale.
2011 - 2013 - 2015 - 2017

Baghdad, HQ

903/14/19

Karada

Baghdad, Iraq

Tel: +964 (727) 002 0407

Erbil

Italian Village Offices

Office No: 32

Erbil, Iraq

Tel: +964 (770) 473 9999

Suleymani

Rand Gallery

Office No: 4, Floor: 6

Suleymani, Iraq

Tel: +964 (770) 651 9944

Istanbul Rep. Office

Halaskargazi cad. No: 103/16

Osmanbey, Istanbul, Turkey

Tel: +90 (212) 219 2524

Mob: +90 539 456 4566

DISCLAIMER

This publication may not be reproduced, modified, or re-disseminated in whole or in part without the prior written permission of Rabee Securities. The information provided herein is of a general nature and for informational purposes only and is not intended to serve as an offer or solicitation with respect to the purchase or sale of any security, or as a recommendation to adopt any particular trading strategy. Such information is subject to change without prior notice. Although Rabee Securities obtains information from sources it considers reliable, Rabee Securities makes no representations or warranties, express or implied, as to the information's accuracy or completeness. Furthermore, such information may be incomplete or condensed. Rabee Securities, its affiliates, directors, employees, assigns, agents, and successors bear no liability for any errors or omissions in this publication or for any losses arising from the use of or reliance upon this information. This limitation on liability applies to direct, indirect, consequential, special, punitive, or other damages, as well as damages for loss of profits or business interruption. Investors shall bear all responsibility for investment decisions taken on the basis of the contents of this report. Rabee Securities strongly advises potential investors to seek financial guidance when determining whether an investment is appropriate to their needs. All estimates included in this report constitute Rabee Securities’ opinion as of the date published on the report and are subject to change without notice.