

November 2020



RS - Iraq Stock Exchange (ISX) Monthly Report

Rabee Securities (RS**)**

*Website: **RS.IQ***

*Bloomberg page: <**RS.IQ**>*

ISX - Performance

	End of Nov.'20	Chn (m/m)	Chn (ytd)
CBI Auction Price of Iraqi Dinar (IQD/\$)	1190	0%	0%
Market Exchange Rate (IQD/\$)	1260	0%	3.3%
RSISX Closing (IQD)	676	1.0%	2.6%
Mcap of ISX (IQD bn)	14,000	1.2%	-3.4%
Mcap of ISX (\$ mn)	11,111	1.2%	-6.5%

	Nov.'20	Chn (m/m)	Chn (y/y)
Trading Vol (IQD bn)	28.2	47%	53%
Trading Vol (\$ mn)	22.4	46%	49%
Traded Shares (bn)	35.5	-13%	-42%
Number of Transactions ('000)	9.0	26%	17%
Foreigners' Share in Trading Vol. (%)	5.6%	-4.1ppt	-2.1ppt

	11M20	Chn (y/y)
Trading Vol (IQD bn)	317.7	19%
Trading Vol (\$ mn)	256.2	16%
Traded Shares (bn)	390.8	-8%
Number of Transactions ('000)	66.3	-11%
Foreigners' Share in Trading Vol. (%)	8.9%	1.3ppt

	End of Oct.'20	End of Nov.'20
Number of ISX Companies*	105	105

No. of Companies Suspended from Trading due to		
General Assembly	10	4
ISC	22	32
Total Number of Suspended Comp.	32	36
Number of Tradable Companies	73	69

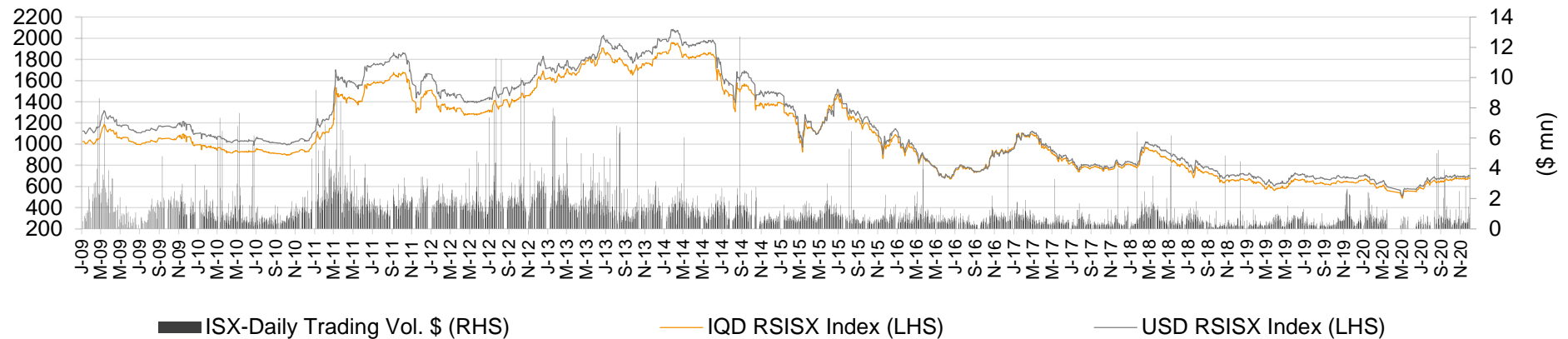
	Oct.'20 (m/m)	Nov.'20 (m/m)
Number of Companies (Price Up)	20	23
Number of Companies (Price Down)	23	19

Source: RS, ISX

* 48 out of 105 listed companies are trading in the Non-Regular Market.

RSISX Index

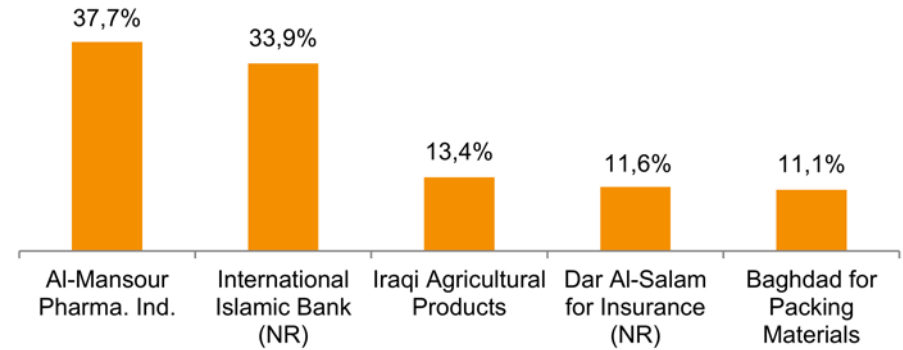
Rabee Securities (RS) Index - RSISX Index



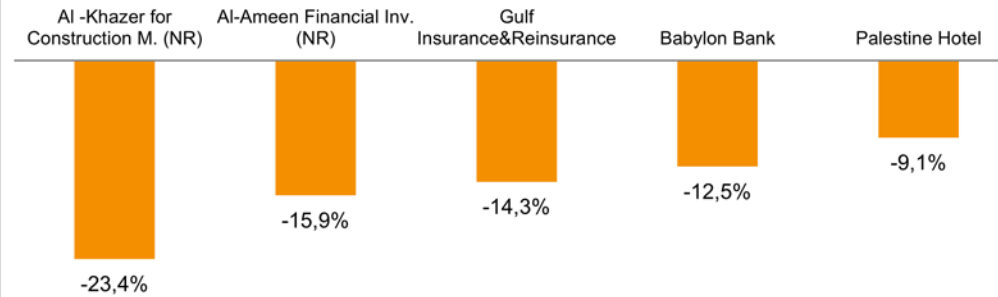
Source: RS, ISX
As of 30/11/2020

Top Five (November 2020)

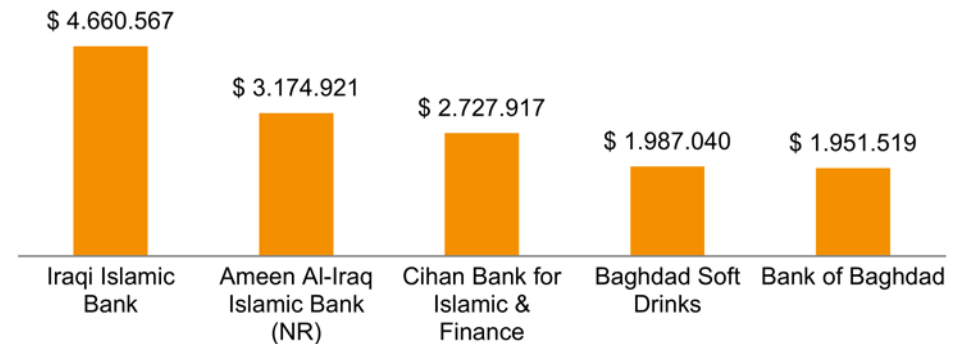
Best Performers	ISX Code	Closing Price (IQD)	% Chg. (m/m)
Al-Mansour Pharma. Ind.	IMAP	1.46	37.7%
International Islamic Bank (NR)	BINT	1.73	33.9%
Iraqi Agricultural Products	AIRP	14.00	13.4%
Dar Al-Salam for Insurance (NR)	NDSA	0.48	11.6%
Baghdad for Packing Materials	IBPM	2.00	11.1%



Worst Performers	ISX Code	Closing Price (IQD)*	% Chg. (m/m)
Al -Khazer for Construction M. (NR)	IKHC	1.11	-23.4%
Al-Ameen Financial Inv. (NR)	VAMF	0.74	-15.9%
Gulf Insurance&Reinsurance	NGIR	0.72	-14.3%
Babylon Bank	BBAY	0.07	-12.5%
Palestine Hotel	HPAL	8.00	-9.1%



Top 5 Trading Volume	ISX Code	Trading Vol. (\$)/m*	Share in total T. Volume
Iraqi Islamic Bank	BIIB	4,660,567	20.8%
Ameen Al-Iraq Islamic Bank (NR)	BAME	3,174,921	14.2%
Cihan Bank for Islamic & Finance	BCIH	2,727,917	12.2%
Baghdad Soft Drinks	IBSD	1,987,040	8.9%
Bank of Baghdad	BBOB	1,951,519	8.7%

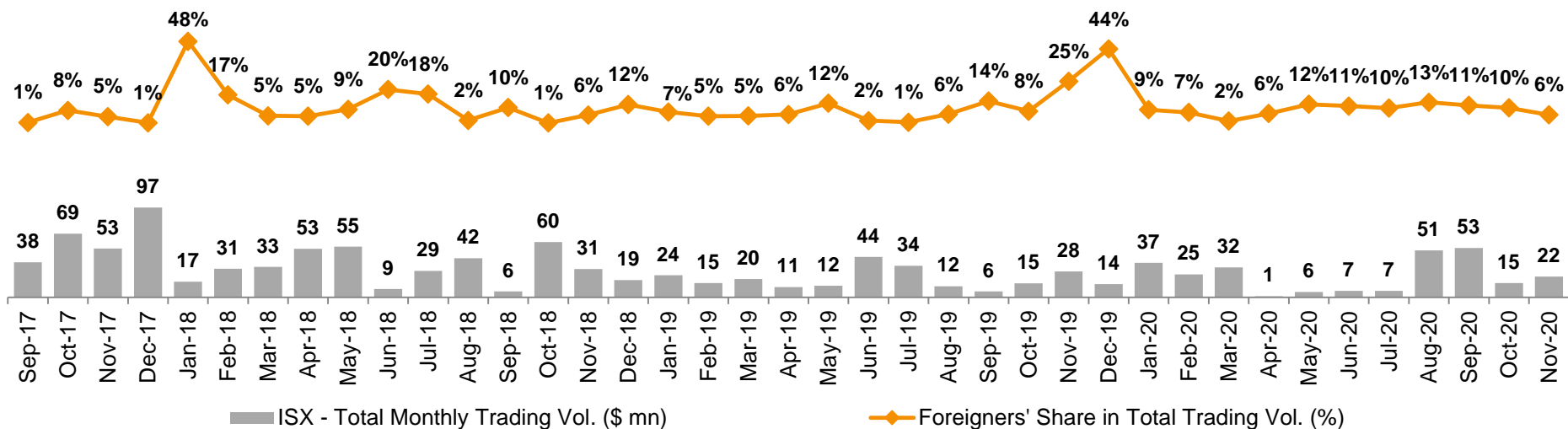


Iraqi Islamic Bank (BIIB): 1 cross transaction amounted at 15.0 bn shares with an approximate value of IQD5.9 bn. (6.0% of paid-in capital)

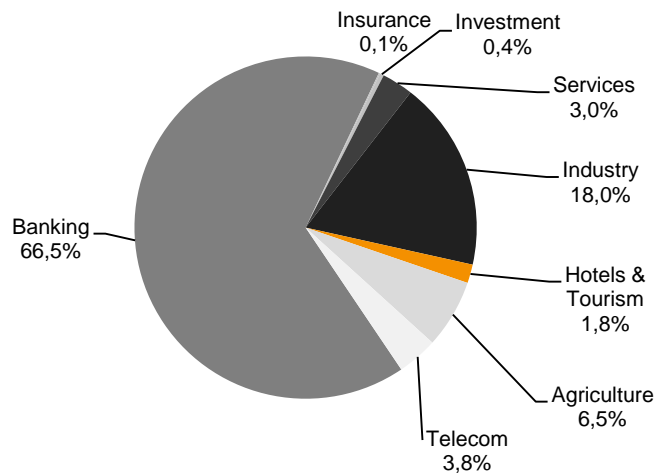
Ameen Al-Iraq Islamic Bank (BAME): 2 cross transactions amounted at 4.0 bn shares with an approximate value of IQD4.0 bn. (4.0% of paid-in capital)

Cihan Bank for Islamic & Finance (BCIH): 3 cross transactions amounted at 1.5 bn shares with an approximate value of IQD3.4 bn. (0.6% of paid-in capital)

ISX - Total Monthly Trading Volume (\$ mn) & Foreigners' Share in Total Trading Vol. (%)

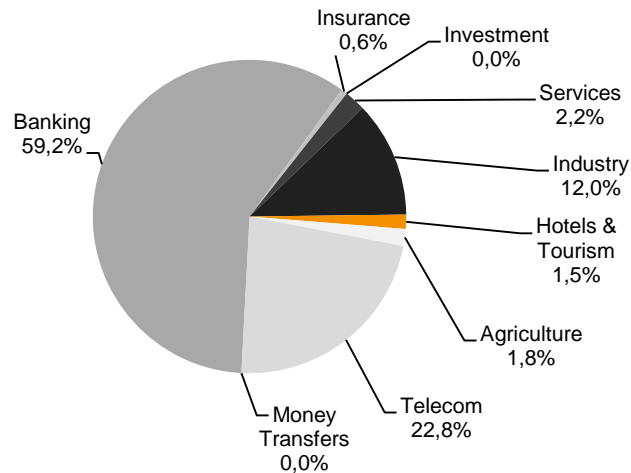


Breakdown of Total Trading Volume in November 2020 (\$22.4 mn) (including cross transactions)



Source: RS, ISX

Breakdown of Total Trading Volume in 11M20 (\$256.2 mn) (including cross transactions)



Source: RS, ISX

Recent General Assembly Meetings (Ranked based on ISX Code)

Company Name	ISX Code	Suspended from Trading	GA Date	Resumed Trading*	New Shares Resumed Trading	Rights issue (%)	Bonus issue (%)	Paid-in Capital BEFORE the increase (IQD bn)	Paid-in Capital AFTER the increase** (IQD bn)	Cash dividend (IQD per share)	Dividend Yield (%)
Al-Ahlyia for Agricultural Prod.	AAHP	14.10.2020	19.10.2020		28.10.2020					0.03	2.6%
Iraqi for Seed Production	AISP	11.11.2020	16.11.2020	22.11.2020		9.9%		13.65	15.00	0.30	3.6%
Asia Al Iraq Islamic Bank (NR)	BAIB	14.10.2020	19.10.2020	26.10.2020		33.3%		150.00	200.00		
Cihan Bank for Islamic & Finance	BCIH	20.10.2020	24.10.2020	28.10.2020							
Gulf Commercial Bank	BGUC	28.10.2020	10.11.2020	17.11.2020							
Investment Bank of Iraq	BIBI	23.11.2020	26.11.2020								
International Development Bank (NR)	BIDB	04.10.2020	07.10.2020	14.10.2020							
Iraqi Islamic Bank	BIIB	27.10.2020	31.10.2020	04.11.2020							
International Islamic Bank (NR)	BINT	27.10.2020	30.10.2020	15.11.2020		150.0%		100.00	250.00		
Al Janoob Islamic Bank (NR)	BJAB	27.10.2020	01.11.2020	17.11.2020							
Mosul Bank	BMFI	13.10.2020	16.10.2020	05.11.2020							
Al-Mansour Bank	BMNS	25.10.2020	28.10.2020		09.11.2020					0.04	6.6%
Al Mustashar Islamic Bank (NR)	BMUI	22.10.2020	27.10.2020	05.11.2020		66.6%		150.00	250.00		
National Bank of Iraq	BNOI	11.10.2020	14.10.2020	22.10.2020							
Al-Rajih Islamic Bank for Inv.&Fin. (NR)	BRAJ	09.11.2020	12.11.2020	17.11.2020							
Region Trade Bank (NR)	BRTB	15.10.2020	20.10.2020		25.10.2020					0.06	6.2%
Karbala Hotels	HKAR	03.11.2020	15.11.2020	24.11.2020							
Mosul Dam Tourist Village (NR)	HTVM	10.11.2020	15.11.2020	25.11.2020							
Baghdad for Packing Materials	IBPM	08.10.2020	13.10.2020	22.10.2020							
Al -Khazer for Construction M. (NR)	IKHC	06.10.2020	10.10.2020	13.10.2020							
Dar Al-Salam for Insurance (NR)	NDSA	18.11.2020	24.11.2020								
Gulf Insurance&Reinsurance	NGIR	01.10.2020	13.10.2020	20.10.2020		250.0%		2.00	7.00		
Al-Hamraa for Insurance (NR)	NHAM	17.11.2020	29.11.2020			257.0%		7.00	25.00		
Al-Ameen Estate Inv. (NR)	SAEI	01.10.2020	06.10.2020	18.10.2020							
Ibdaa Al-Sharq Al-Awsat G. Cont. (NR)	SIBD	08.11.2020	11.11.2020	18.11.2020							
Mamoura Real-estate Inv.	SMRI	13.10.2020	18.10.2020	22.10.2020							
AL-Nukhba for Construction	SNUC	12.11.2020	24.11.2020								
Al-Khatem Telecom (NR)	TZNI	21.10.2020	24.10.2020		01.11.2020					0.04	1.7%
Bain Al-Nahrain Financial Inv. (NR)	VMES	22.10.2020	03.11.2020	10.11.2020							
Al-Zawraa for Financial Inv. (NR)	VZAF	13.10.2020	25.10.2020	28.10.2020							
Al-Khatem Telecom (NR)	TZNI	21.10.2020	24.10.2020							0.04	1.7%
Bain Al-Nahrain Financial Inv. (NR)	VMES	22.10.2020	03.11.2020								
Al-Zawraa for Financial Inv. (NR)	VZAF	13.10.2020	25.10.2020	28.10.2020							

Source: RS, ISX

*If there is a capital increase, this date shows the date when original shares resumed trading.

**Paid-in Capital AFTER the increase shows the capital the company reached / will reach after the completion of the capital increase processes.

***When the original shares resume trading, we start using the number of shares that the company will reach after the capital increase with the assumption that the capital increase was reflected to the price of the shares.

Capital Increase and Cash Dividend Distribution Processes:

The first step in any capital increase or dividend distribution is announcing a General Assembly meeting. Each company must notify the ISC and ISX that it will hold its General Assembly meeting 15 days prior to the meeting date. Shares are normally suspended from trading three business days before any General Assembly meeting (Please note that the ex-date for capital increases and dividend distributions is referred to as "Trading-Suspension day"). In case the meeting agenda included discussion of capital increase and/or cash dividends distribution, the General Assembly votes on the capital increase percentage and how they will raise this amount (bonus/rights). General Assemblies also vote on the percentage of cash dividend distribution. When a company decides to increase its capital through rights issue, it invites investors to subscribe for the newly offered shares. According to Iraqi Companies Law, subscription period is normally 30 days (the first 15 days are for existing shareholders, the second 15 days are for public) that could be extended to 60 days if the offered shares are not fully subscribed. The Iraqi Company Registrar must approve the capital increase (in both cases, bonus and rights issue). For cash dividend distribution, most companies decide to distribute cheques with the cash dividend amount and shareholders can go to the company to receive these cheques. There is not strict timeline for this procedure; therefore, the process could take long time.

ISX Companies which are not trading due to General Assembly Meetings*

Company Name	ISX Code	Suspended from Trading	GA Date	Rights issue (%)	Bonus issue (%)	Paid-in Capital BEFORE the increase (IQD bn)	Paid-in Capital AFTER the increase (IQD bn)	Cash dividend (IQD per share)	Dividend Yield (%)
Banking Sector									
Investment Bank of Iraq	BIBI	23.11.2020	26.11.2020						
Insurance Sector									
Dar Al-Salam for Insurance (NR)	NDSA	18.11.2020	24.11.2020						
Al-Hamraa for Insurance (NR)	NHAM	17.11.2020	29.11.2020	257.0%		7.00	25.00		
Services Sector									
AL-Nukhba for Construction	SNUC	12.11.2020	24.11.2020						

*As of 30/11/2020

Source: RS, ISX

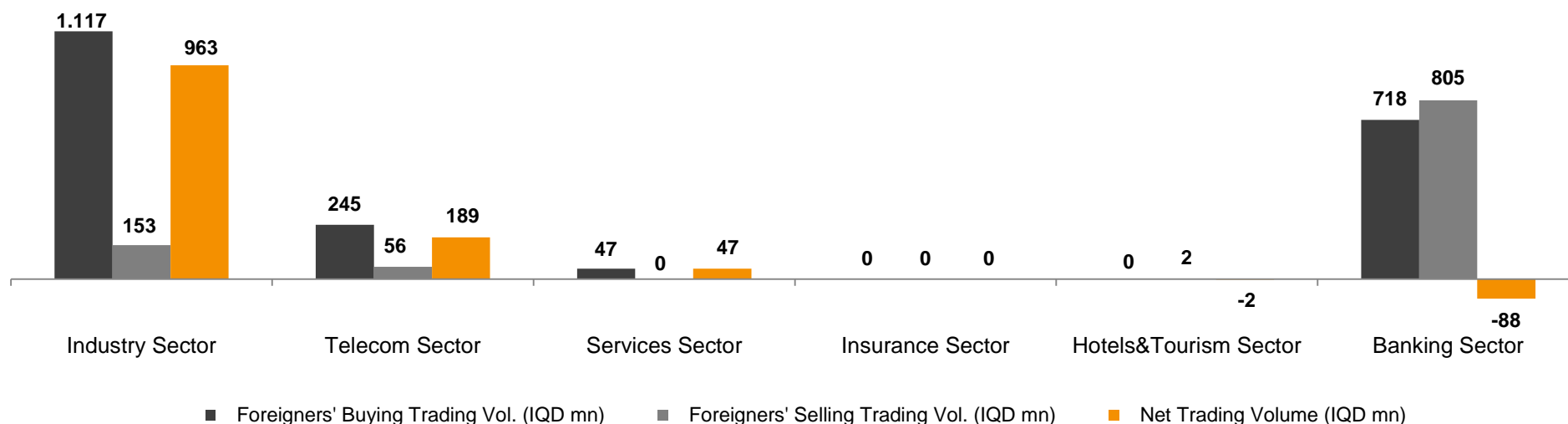
ISX Companies which are not trading due to Iraqi Securities Commission's (ISC) Decision*

Company Name / Sector Name	ISX Code	Suspended from Trading	Company Name / Sector Name	ISX Code	Suspended from Trading
Banking Sector			Industry Sector		
Babylon Bank	BBAY	03.11.2020	Electronic Industries	IELI	06.08.2017
Dijlah & Furat Bank (NR)	BDFD	05.01.2017	Fallujah for Construction Mat. (NR)	IFCM	06.07.2015
Dar Es Salaam Inv. Bank (NR)	BDSI	09.08.2016	Nationality H. Furniture (NR)	IHFI	04.10.2020
Economy Bank (NR)	BEFI	05.03.2017	Al-Hilal Industries	IHLI	20.08.2019
Kurdistan International Islamic Bank	BKUI	03.11.2020	Iraqi for Carton Manufact. & Trading	IICM	06.08.2017
North Bank	BNOR	03.11.2020	Iraqi Date Processing & Mark.	IIDP	08.07.2020
Union Bank (NR)	BUOI	06.08.2017	Iraqi Engineering Works	IIEW	20.08.2019
Services Sector			AL- Kindi of Veterinary Vac.	IKLV	03.11.2020
AL-Badia for General Trans	SBAG	06.07.2017	Modern Construction Mat. (NR)	IMCM	06.07.2015
Iraqi for General Transp. (NR)	SIGT	06.08.2017	Metallic Ind. and Bicycles	IMIB	03.11.2020
Hotels&Tourism Sector			Modern Paint Industries (NR)	IMPI	06.08.2015
Ashour Hotel (NR)	HASH	08.07.2019	Ready Made Clothes	IRMC	03.11.2020
Ishtar Hotels	HISH	20.08.2019	The Light and Mining Industries (NR)	ITLI	13.07.2016
Mansour Hotel	HMAN	03.11.2020	Agriculture Sector		
Palestine Hotel	HPAL	04.11.2020	Modern Animal & Agr. Production	AMAP	20.08.2019
Al-Sadeer Hotel	HSAD	03.11.2020	Money Transfer Sector		
Investment Sector			Al-Manafaa for Money Trans. (NR)	MTMA	17.02.2020
AL- Batek Investment (NR)	VBAT	20.08.2019	Al-Nobles for Money Transfer	MTNO	14.10.2020
Al-Khair for Financial Inv. (NR)	VKHF	06.07.2017			

*As of 30/11/2020

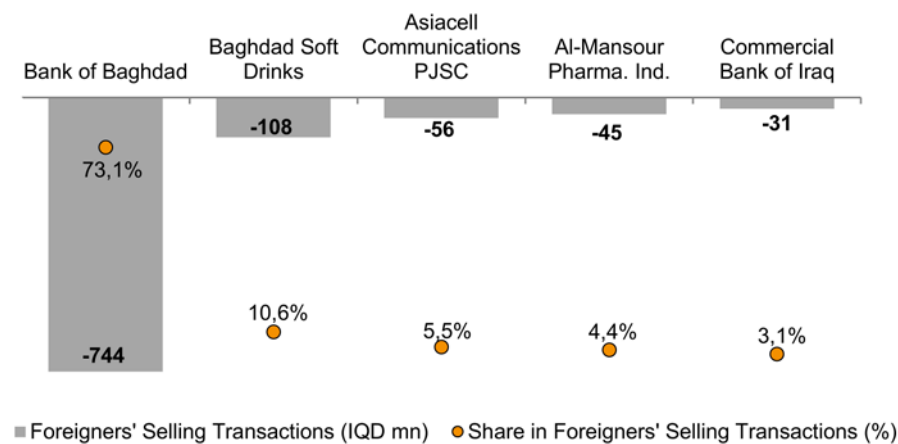
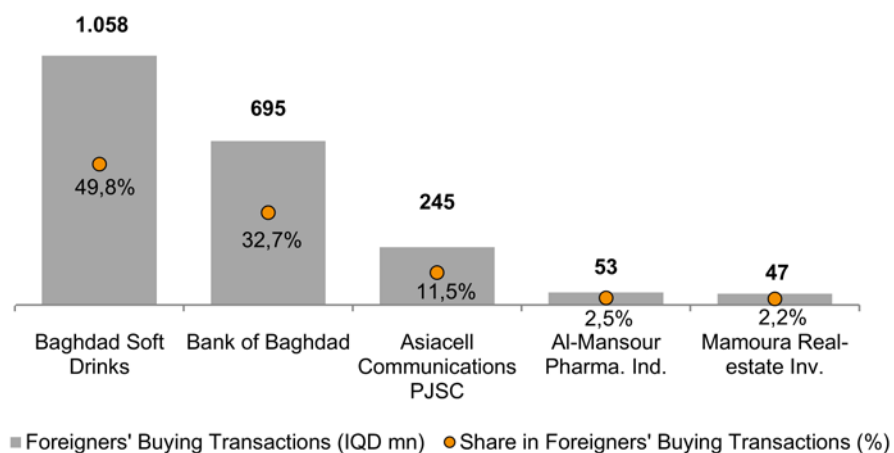
Source: RS, ISX

Foreigners' Transactions* (Ranked According to Net Trading Volumes) (IQD mn) - November 2020



Source: RS, ISX

Top Five Companies according to Foreigners' Buying and Selling Transactions* (November 2020)



Foreigners' **Buying** Transactions (November 2020)

Company Name	ISX Code	No. of Trans	No. of Traded Shares	Trading Volume (IQD)	Trading Volume (\$)
Banking Sector					
Bank of Baghdad	BBOB	117	1,733,275,706	695,373,009	551,883
Gulf Commercial Bank	BGUC	1	1,000,000	130,000	103
National Bank of Iraq	BNOI	10	29,000,000	18,670,000	14,817
North Bank	BNOR	5	40,000,000	3,600,000	2,857
TOTAL		133	1,803,275,706	717,773,009	569,661
Insurance Sector					
Dar Al-Salam for Insurance (NR)	NDSA	2	193,000	87,800	70
TOTAL		2	193,000	87,800	70
Services Sector					
Mamoura Real-estate Inv.	SMRI	48	27,000,000	47,301,840	37,541
TOTAL		48	27,000,000	47,301,840	37,541
Industry Sector					
Al-Mansour Pharma. Ind.	IMAP	48	37,500,000	52,667,000	41,799
Baghdad Soft Drinks	IBSD	377	306,007,604	1,058,191,840	839,835
National Chemical & Plastic Industries	INCP	6	2,600,000	5,840,000	4,635
TOTAL		431	346,107,604	1,116,698,840	886,269
Telecom Sector					
Asiacell Communications PJSC	TASC	193	35,017,300	244,896,397	194,362
TOTAL		193	35,017,300	244,896,397	194,362
Grand Total		807	2,211,593,610	2,126,757,887	1,687,903

Source: RS, ISX

Foreigners' **Selling** Transactions (November 2020)

Company Name	ISX Code	No. of Trans	No. of Traded Shares	Trading Volume (IQD)	Trading Volume (\$)
Banking Sector					
Bank of Baghdad	BBOB	165	1,864,946,290	743,687,436	590,228
Commercial Bank of Iraq	BCOI	32	70,550,000	31,042,000	24,637
Al-Mansour Bank	BMNS	11	31,500,000	18,270,000	14,500
North Bank	BNOR	15	132,904,444	12,461,400	9,890
TOTAL		223	2,099,900,734	805,460,836	639,255
Industry Sector					
Baghdad Soft Drinks	IBSD	45	31,785,503	108,095,850	85,790
Al-Mansour Pharma. Ind.	IMAP	21	36,500,000	45,110,000	35,802
TOTAL		66	68,285,503	153,205,850	121,592
Hotels&Tourism Sector					
Babylon Hotel	HBAY	4	26,000	2,114,500	1,678
TOTAL		4	26,000	2,114,500	1,678
Telecom Sector					
Asiacell Communications PJSC	TASC	26	8,000,000	56,020,620	44,461
TOTAL		26	8,000,000	56,020,620	44,461
Grand Total		319	2,176,212,237	1,016,801,806	806,986

Source: RS, ISX

Monthly Transactions – ISX Listed Companies (November 2020)

	ISX Code	Paid-in Capital		Closing*	Market Cap*		Monthly	Intra Month Closings		Trading	No of	No of traded	Monthly Turnover		Note
		(IQD mn)	(\$ mn)	Price (IQD)	(IQD mn)	(\$ mn)	Chg(%)**	High	Low	Days	trans. (#)	shares (mn)	(IQD '000)	(\$)	
Telecom Sector															
Asiacell Communications PJSC	TASC	310,000	246	6.95	2,154,500	1,709.9	-0.1%	7.15	6.57	22	1,091	156	1,077,503	855,161	-
Al-Khatem Telecom (NR)	TZNI	1,829,783	1,452	2.31	4,228,628	3,356.1	-	2.31	2.31	-	-	-	0	0	-
Total		2,139,783	1,698		6,383,128	5,066					1,091	156	1,077,503	855,161	
Banking Sector															
Al-Arabiya Islamic Bank (NR)	BAAI	250,000	198	1.15	287,500	228.2	-	1.15	1.15	-	-	-	0	0	-
Asia Al Iraq Islamic Bank (NR)	BAIB	200,000	159	1.08	215,000	170.6	-	1.08	1.08	-	-	-	0	0	-
Ameen Al-Iraq Islamic Bank (NR)	BAME	100,000	79	1.00	100,000	79.4	-	1.00	1.00	2	7	4,000	4,000,400	3,174,921	-
Ashur International Bank	BASH	250,000	198	0.24	60,000	47.6	-4.0%	0.25	0.24	16	102	175	42,199	33,492	-
Babylon Bank	BBAY	250,000	198	0.07	17,500	13.9	-12.5%	0.07	0.07	2	3	70	4,900	3,889	Suspend/ISC
Bank of Baghdad	BBOB	250,000	198	0.40	100,000	79.4	2.6%	0.43	0.38	22	686	6,099	2,458,913	1,951,519	-
Cihan Bank for Islamic & Finance	BCIH	255,000	202	2.29	583,950	463.5	-	2.29	2.29	6	9	1,501	3,437,176	2,727,917	-
Commercial Bank of Iraq	BCOI	250,000	198	0.44	110,000	87.3	-2.2%	0.45	0.44	18	97	229	100,701	79,921	-
Dijlah & Furat Bank (NR)	BDFD	112,000	89	0.25	28,000	22.2	-	0.25	0.25	-	-	-	0	0	Suspend/ISC
Dar Es Salaam Inv. Bank (NR)***	BDSI	250,000	198	0.13	32,500	25.8	-	0.13	0.13	-	-	-	0	0	Suspend/ISC
Economy Bank (NR)	BEFI	250,000	198	0.53	132,000	104.8	-	0.53	0.53	-	-	-	0	0	Suspend/ISC
Elaf Islamic Bank	BELF	250,000	198	0.23	57,500	45.6	-	0.23	0.22	7	11	9	2,035	1,615	-
Erbil Bank for Invest. & Finance (NR)	BERI	265,000	210	0.11	29,150	23.1	-	0.11	0.11	-	-	-	0	0	-
Gulf Commercial Bank	BGUC	300,000	238	0.13	39,000	31.0	-	0.13	0.13	7	34	153	19,919	15,809	-
Investment Bank of Iraq	BIBI	250,000	198	0.23	57,500	45.6	-8.0%	0.25	0.23	13	101	265	64,348	51,070	Suspend/GA
International Development Bank (NR)	BIDB	250,000	198	0.81	202,500	160.7	-	0.81	0.81	1	1	1	1,172	930	-
Iraqi Islamic Bank	BIIB	250,000	198	0.39	97,500	77.4	-7.1%	0.42	0.37	12	56	15,056	5,872,314	4,660,567	-
Iraqi Middle East Investment Bank	BIME	250,000	198	0.11	27,500	21.8	-	0.11	0.11	15	73	389	42,818	33,983	-
Iraq Noor Islamic Bank (NR)	BINI	250,000	198	1.00	250,000	198.4	-	1.00	1.00	-	-	-	0	0	-
International Islamic Bank (NR)***	BINT	250,000	198	1.73	432,500	343.3	33.9%	1.73	1.29	1	1	0	35	27	-
Al Janoob Islamic Bank (NR)	BJAB	250,000	198	1.00	250,000	198.4	-	1.00	1.00	-	-	-	0	0	-
Kurdistan International Islamic Bank	BKUI	400,000	317	1.01	404,000	320.6	-	1.01	1.01	-	-	-	0	0	Suspend/ISC
Al-Ataa Islamic Bank (NR)	BLAD	250,000	198	0.15	37,500	29.8	-	0.18	0.14	18	117	302	51,070	40,532	-
Mosul Bank	BMFI	252,500	200	0.12	30,300	24.0	-7.7%	0.13	0.12	9	46	208	25,066	19,894	-
Al-Mansour Bank	BMNS	250,000	198	0.58	145,000	115.1	1.8%	0.58	0.57	11	79	168	96,606	76,671	-
Al Mustashar Islamic Bank (NR)***	BMUI	250,000	198	1.00	250,000	198.4	-	0.00	0.00	1	4	1,990	1,990,200	1,579,524	-
National Islamic Bank	BNAI	251,000	199	0.65	163,150	129.5	-	0.65	0.65	-	-	-	0	0	-
National Bank of Iraq	BNOI	250,000	198	0.67	167,500	132.9	3.1%	0.67	0.63	10	21	32	20,872	16,565	-
North Bank	BNOR	300,000	238	0.09	27,000	21.4	-	0.09	0.09	2	35	328	30,822	24,462	Suspend/ISC
Al-Qabedh Islamic Bank (NR)	BQAB	250,000	198	0.24	60,000	47.6	-	0.24	0.24	-	-	-	0	0	-
Al-Qurtas Islamic Bank (NR)	BQUR	250,000	198	1.00	250,000	198.4	-	1.00	1.00	-	-	-	0	0	-
Al-Rajih Islamic Bank for Inv.&Fin. (NR)	BRAJ	250,000	198	1.00	250,000	198.4	-	1.00	1.00	-	-	-	0	0	-
Credit Bank of Iraq (NR)	BROI	250,000	198	0.40	100,000	79.4	2.6%	0.40	0.39	7	22	25	9,966	7,910	-
Region Trade Bank (NR)	BRTB	250,000	198	0.87	218,500	173.4	-	0.87	0.87	-	-	-	0	0	-
Sumer Commercial Bank	BSUC	250,000	198	0.40	100,000	79.4	-	0.41	0.40	14	58	169	67,419	53,507	-
Al Taif Islamic Bank (NR)	BTIB	153,000	121	1.00	153,000	121.4	-	1.00	1.00	-	-	-	0	0	-
Trans Iraq Bank for Investment	BTRI	264,000	210	0.70	184,800	146.7	-	0.70	0.70	-	-	-	0	0	-
Trust International Islamic Bank (NR)	BTRU	250,000	198	0.35	87,500	69.4	-	0.35	0.35	-	-	-	0	0	-
United Bank	BUND	300,000	238	0.07	21,000	16.7	-	0.07	0.06	11	21	204	13,930	11,056	-
Union Bank (NR)	BUOI	252,000	200	0.29	73,080	58.0	-	0.29	0.29	-	-	-	0	0	Suspend/ISC
World Islamic Bank (NR)	BWOR	250,000	198	1.00	250,000	198.4	-	1.00	1.00	-	-	-	0	0	-
Zain Al-Iraq Islamic Bank (NR)	BZII	250,000	198	0.37	92,500	73.4	-2.6%	0.38	0.37	2	3	986	374,627	297,323	-
Total		10,404,500	8,258		6,174,430	4,900.3					1,587	32,361	18,727,508	14,863,101	

Source: RS, ISX

Monthly Transactions – ISX Listed Companies (November 2020)

Industry Sector	ISX Code	Paid-in Capital (IQD mn)	Closing* (\$ mn)	Price (IQD)	Market Cap* (IQD mn)	(\$ mn)	Monthly Chg(%)**	Intra Month Closings High	Low	Trading Days	No of trans. (#)	No of traded shares (mn)	Monthly Turnover (IQD '000)	(\$)	Note
Baghdad for Packing Materials	IBPM	1,080	1	2.00	2,160	1.7	11.1%	2.00	1.80	5	6	4	6,926	5,497	-
Baghdad Soft Drinks	IBSD	177,333	141	3.52	624,213	495.4	3.5%	3.59	3.30	22	1,256	723	2,503,670	1,987,040	-
Electronic Industries	IELI	18,000	14	0.45	8,100	6.4	-	0.45	0.45	-	-	-	0	0	Suspend/ISC
Fallujah for Construction Mat. (NR)	IFCM	3,120	2	1.51	4,711	3.7	-	1.51	1.51	-	-	-	0	0	Suspend/ISC
Nationality H. Furniture (NR)***	IHFI	1,660	1	1.40	2,324	1.8	-	1.40	1.40	-	-	-	0	0	Suspend/ISC
Al-Hilal Industries	IHLI	12,375	10	0.48	5,940	4.7	-	0.48	0.48	-	-	-	0	0	Suspend/ISC
Iraqi for Carton Manufact. & Trading	IICM	7,590	6	0.27	2,049	1.6	-	0.27	0.27	-	-	-	0	0	Suspend/ISC
Iraqi Date Processing & Marketing	IIDP	17,250	14	1.20	20,700	16.4	-	1.20	1.20	-	-	-	0	0	Suspend/ISC
Iraqi Engineering Works	IIEW	1,500	1	0.82	1,230	1.0	-	0.82	0.82	-	-	-	0	0	Suspend/ISC
Iraqi For Tufted Carpets	IITC	500	0	9.75	4,875	3.9	4.3%	9.80	9.15	15	50	7	70,989	56,340	-
Al-Khazir for Construction M. (NR)	IKHC	1,100	1	1.11	1,221	1.0	-23.4%	1.45	1.11	2	7	2	2,174	1,725	-
AL- Kindi of Veterinary Vac.	IKLV	5,940	5	1.37	8,138	6.5	1.5%	1.37	1.37	2	4	1	961	762	Suspend/ISC
Al-Mansour Pharma. Ind.	IMAP	6,469	5	1.46	9,445	7.5	37.7%	1.48	1.07	22	1,218	883	1,191,534	945,664	-
Modern Chemical Industries (NR)	IMCI	180	0	61.50	11,070	8.8	2.5%	61.50	60.00	8	15	7	451,841	358,602	-
Modern Construction Mat. (NR)	IMCM	5,371	4	0.47	2,524	2.0	-	0.47	0.47	-	-	-	0	0	Suspend/ISC
Metallic Ind. and Bicycles	IMIB	7,500	6	2.57	19,275	15.3	-1.2%	2.60	2.57	2	21	3	6,985	5,544	Suspend/ISC
Modern Sewing***	IMOS	2,000	2	6.65	13,300	10.6	-0.9%	7.01	6.60	18	131	17	113,814	90,329	-
Modern Paint Industries (NR)	IMPI	9,214	7	1.25	11,517	9.1	-	1.25	1.25	-	-	-	0	0	Suspend/ISC
National Chemical & Plastic Industries	INCP	15,188	12	2.13	32,349	25.7	4.4%	2.27	2.07	19	723	321	712,028	565,102	-
Ready Made Clothes	IRMC	1,593	1	12.10	19,279	15.3	-	12.10	12.10	-	-	-	0	0	Suspend/ISC
The Light and Mining Industries (NR)	ITLI	16,800	13	0.31	5,208	4.1	-	0.31	0.31	-	-	-	0	0	Suspend/ISC
Total		311,763	247		809,630	642.6					3,431	1,967	5,060,922	4,016,605	
Hotels&Tourism Sector															
Ashour Hotel (NR)	HASH	376	0	6.40	2,409	1.9	-	6.40	6.40	-	-	-	0	0	Suspend/ISC
Baghdad Hotel	HBAG	3,844	3	7.95	30,560	24.3	1.3%	7.99	7.50	16	70	27	206,220	163,666	-
Baby Ion Hotel	HBAY	2,000	2	79.00	158,000	125.4	-7.1%	84.00	79.00	12	27	0	20,612	16,359	-
Ishtar Hotels	HISH	3,500	3	10.50	36,750	29.2	-	10.50	10.50	-	-	-	0	0	Suspend/ISC
Karbala Hotels***	HKAR	7,500	6	0.79	5,925	4.7	-7.1%	0.85	0.79	6	10	291	235,964	187,273	-
Mansour Hotel	HMAN	2,923	2	9.00	26,307	20.9	-	9.00	9.00	-	-	-	0	0	Suspend/ISC
National for Tourist Investment	HNTI	6,253	5	7.79	48,712	38.7	0.5%	8.00	7.75	5	16	2	12,812	10,168	-
Palestine Hotel	HPAL	4,470	4	8.00	35,760	28.4	-9.1%	8.40	8.00	2	16	1	9,032	7,168	Suspend/ISC
Al-Sadeer Hotel***	HSAD	1,363	1	10.70	14,583	11.6	-	10.70	10.70	-	-	-	0	0	Suspend/ISC
Mosul Dam Tourist Village (NR)	HTVM	240	0	5.00	1,200	1.0	0.8%	5.00	4.61	4	8	2	11,331	8,993	-
Total		32,469	26		360,206	285.9					147	324	495,971	393,628	

Source: RS, ISX

Monthly Transactions – ISX Listed Companies (November 2020)

ISX Code	Paid-in Capital (IQD mn)	Closing* Price (IQD)	Market Cap* (IQD mn)	Monthly Chg(%)**	Intra Month Closings High	Low	Trading Days	No of trans. (#)	No of traded shares (mn)	Monthly Turnover (IQD '000)	Note				
Services Sector															
Al-Ameen Estate Inv. (NR)	SAEI	6,960	6	0.65	4,524	3.6	-	0.65	0.65	2	2	0	65	52	-
AL-Badia for General Trans	SBAG	2,200	2	0.59	1,298	1.0	-	0.59	0.59	-	-	-	0	0	Suspend/ISC
Baghdad Passengers Transport	SBPT	1,000	1	20.50	20,500	16.3	3.0%	20.50	19.50	12	66	1	26,497	21,030	-
Ibdaa Al-Sharq Al-Awsat G. Cont. (NR)	SIBD	3,000	2	0.00	0	0.0	-	-	-	-	-	-	0	0	-
Iraqi for General Transp. (NR)	SIGT	3,900	3	0.55	2,145	1.7	-	0.55	0.55	-	-	-	0	0	Suspend/ISC
Iraqi Land Transport	SILT	14,000	11	1.55	21,700	17.2	-	1.56	1.55	2	7	2	3,344	2,654	-
Kharkh Tour Amuzement City	SKTA	1,000	1	4.42	4,420	3.5	2.8%	4.53	4.25	15	618	148	651,354	516,948	-
Al-Mosul for Funfairs***	SMOF	1,000	1	13.00	13,000	10.3	-1.1%	13.50	12.85	16	82	4	50,906	40,402	-
Mamoura Real-estate Inv.	SMRI	22,780	18	1.78	40,548	32.2	6.0%	1.79	1.68	17	122	57	98,557	78,220	-
AL-Nukhba for Construction	SNUC	2,066	2	0.39	806	0.6	2.6%	0.39	0.39	3	11	10	3,875	3,076	Suspend/GA
Total		57,906	46		108,941	86.5					908	222	834,599	662,380	
Agriculture Sector															
Al-Ahlyia for Agricultural Prod.	AAHP	575	0	1.09	627	0.5	-2.7%	1.12	1.09	5	12	2	1,982	1,573	-
Iraqi Agr. Prod. Mark. Meat	AIPM	5,000	4	4.65	23,250	18.5	-5.1%	4.80	4.55	20	114	15	72,209	57,309	-
Iraqi Agricultural Products	AIRP	360	0	14.00	5,040	4.0	13.4%	14.30	12.35	8	23	7	97,387	77,292	-
Iraqi for Seed Production***	AISP	15,000	12	6.85	102,750	81.5	1.1%	7.41	6.85	15	1,676	217	1,655,763	1,314,098	-
Modern Animal & Agr. Production	AMAP	4,101	3	0.21	861	0.7	-	0.21	0.21	-	-	-	0	0	Suspend/ISC
Middle East Prod. & Mark. - Fish	AMEF	300	0	9.35	2,805	2.2	-	9.35	9.35	2	3	0	688	546	-
AL - Rebas for Poultry & Feed	AREB	30,000	24	-	-	-	-	0.00	0.00	-	-	-	0	0	-
Total		55,336	44		135,333	107.4					1,828	241	1,828,029	1,450,817	
Insurance Sector															
AHliya For Insurance (NR)	NAHF	7,000	6	0.45	3,150	2.5	-	0.45	0.45	-	-	-	0	0	-
Al-Ameen for Insurance***	NAME	5,000	4	0.55	2,750	2.2	7.8%	0.58	0.50	9	20	62	33,350	26,468	-
Dar Al-Salam for Insurance (NR)	NDSA	7,000	6	0.48	3,360	2.7	11.6%	0.48	0.43	2	5	0	139	110	Suspend/GA
Gulf Insurance&Reinsurance***	NGIR	7,000	6	0.72	5,040	4.0	-14.3%	0.80	0.72	4	5	0	133	106	-
Al-Hamraa for Insurance (NR)	NHAM	7,000	6	0.42	2,940	2.3	-	0.42	0.42	-	-	-	0	0	Suspend/GA
Total		33,000	26		17,240	13.7					30	62	33,622	26,684	

Source: RS, ISX

Monthly Transactions – ISX Listed Companies (November 2020)

ISX Code	Paid-in Capital		Closing*	Market Cap*		Monthly	Intra Month Closings		Trading	No of	No of traded	Monthly Turnover		Note	
	(IQD mn)	(\$ mn)	Price (IQD)	(IQD mn)	(\$ mn)	Chg(%)**	High	Low	Days	trans. (#)	shares (mn)	(IQD '000)	(\$)		
Investment Sector															
Al-Ameen Financial Inv. (NR)	VAMF	1,500	1	0.74	1,110	0.9	-15.9%	0.88	0.74	3	5	144	107,916	85,647	-
AL- Batek Investment (NR)	VBAT	1,000	1	0.45	450	0.4	-	0.45	0.45	-	-	-	0	0	Suspend/ISC
Al-Khair for Financial Inv. (NR)	VKHF	7,000	6	0.22	1,540	1.2	-	0.22	0.22	-	-	-	0	0	Suspend/ISC
Bain Al-Nahrain Financial Inv. (NR)	VMES	1,000	1	0.90	900	0.7	-	0.90	0.90	-	-	-	0	0	-
AL-Wiaam for Financial Inv. (NR)	VWIF	2,000	2	0.65	1,300	1.0	-	0.65	0.65	-	-	-	0	0	-
Al-Zawraa for Financial Inv. (NR)	VZAF	1,150	1	0.33	380	0.3	-	0.33	0.33	-	-	-	0	0	-
Total		13,650	11		5,680	4.5					5	144	107,916	85,647	
Money Transfer Sector															
Al-Manafaa for Money Trans. (NR)	MTMA	45,000	36	-	-	-	-	0.00	0.00	-	-	-	0	0	Suspend/ISC
Nobles for Money Transfer (NR)	MTNO	5,000	4	1.00	5,000	4.0	-	1.00	1.00	-	-	-	0	0	Suspend/ISC
Total		50,000	40		5,000	4.0				0	0	0	0	0	
Grand Total		13,098,407	10,396		13,999,587	11,111					9,027	35,477	28,166,069	22,354,023	

*As of 30/11/2020

**According to adjusted closing prices.

***When the original shares resume trading, we start using the number of shares that the company will reach after the capital increase with the assumption that the capital increase was reflected to the price of the shares. We use the new capital in calculating Mcap.

Note: "(NR)": These are the companies which are trading in the Non-Regular market (in compliance with Iraq Securities Commission law numbered 132/9 on 20/12/2012). These companies were moved to the secondary market (non-regular) because of the decrease in their trading volume and the number of days that these companies are being traded for. Please note, according to the Regulations of the Secondary Market, in each trading session, the average share price will be calculated for each share. The maximum increase and decrease of +/- 20% will be based on the average price in the previous session. The price should be valid during three effective trading sessions after the listing, and it will be free in the first trading session after capital increasing.

Source: RS, ISX

The cross transactions occurred in November 2020 are as follows:

Iraqi Islamic Bank (BIIB): 1 cross transaction amounted at 15.0 bn shares with an approximate value of IQD5.9 bn. (6.0% of paid-in capital)

Ameen Al-Iraq Islamic Bank (BAME): 2 cross transactions amounted at 4.0 bn shares with an approximate value of IQD4.0 bn. (4.0% of paid-in capital)

Cihan Bank for Islamic & Finance (BCIH): 3 cross transactions amounted at 1.5 bn shares with an approximate value of IQD3.4 bn. (0.6% of paid-in capital)

Al Mustashar Islamic Bank (BMUI): 1 cross transaction amounted at 2.0 bn shares with an approximate value of IQD2.0 bn. (1.3% of paid-in capital)

For any inquiries, contact:

Research

Aysegul Ozge Ozgur (SVP, Head of Research)

aozgur@rs.iq

Tugba Tan (Analyst)

ttan@rs.iq

Lana Nihad (Junior Analyst)

lnihad@rs.iq

research@rs.iq

Tel: +90 212 219 2524

Trading

traders@rs.iq

Tel: +964 727 002 0407


Info

info@rs.iq


Tel: +964 (770) 450 7463

RS Bloomberg page: <RSIQ>

RS Website: RS.IQ



Asiacell has won "EMEA Finance's Best IPO in EMEA award" in EMEA Finance's Achievement Awards 2013.
(Arranger of the deal: Rabee Securities (RS))



Asiacell was named the winner of the corporate finance category in the 2013 Association of Corporate Treasures Middle East Deals (ACTME) of the Year Awards.
(Arranger of the deal: Rabee Securities (RS))



emeafinance Europe • Middle East • Africa
Best Brokerage House in Iraq
2011 - 2013 - 2014 - 2015
Rabee Securities



**TMT FINANCE MIDDLE EAST & NORTH AFRICA
2013 CONFERENCE & AWARDS WINNERS**
EQUITY CAPITAL MARKETS DEAL OF THE YEAR -
ASIACELL IPO ADVISED BY RABEE SECURITIES



RS is a proud supporter of the Iraq Pavilion in Venice Biennale.
2011 - 2013 - 2015 - 2017

Baghdad, HQ

903/14/19

Karada

Baghdad, Iraq

Tel: +964 (727) 002 0407

Erbil

Italian Village Offices

Office No: 32

Erbil, Iraq

Tel: +964 (770) 473 9999

Suleymani

Rand Gallery

Office No: 4, Floor: 6

Suleymani, Iraq

Tel: +964 (770) 651 9944

Istanbul Rep. Office

Halaskargazi cad. No: 103/16

Osmanbey, Istanbul, Turkey

Tel: +90 (212) 219 2524

Mob: +90 539 456 4566

DISCLAIMER

This publication may not be reproduced, modified, or re-disseminated in whole or in part without the prior written permission of Rabee Securities. The information provided herein is of a general nature and for informational purposes only and is not intended to serve as an offer or solicitation with respect to the purchase or sale of any security, or as a recommendation to adopt any particular trading strategy. Such information is subject to change without prior notice. Although Rabee Securities obtains information from sources it considers reliable, Rabee Securities makes no representations or warranties, express or implied, as to the information's accuracy or completeness. Furthermore, such information may be incomplete or condensed. Rabee Securities, its affiliates, directors, employees, assigns, agents, and successors bear no liability for any errors or omissions in this publication or for any losses arising from the use of or reliance upon this information. This limitation on liability applies to direct, indirect, consequential, special, punitive, or other damages, as well as damages for loss of profits or business interruption. Investors shall bear all responsibility for investment decisions taken on the basis of the contents of this report. Rabee Securities strongly advises potential investors to seek financial guidance when determining whether an investment is appropriate to their needs. All estimates included in this report constitute Rabee Securities' opinion as of the date published on the report and are subject to change without notice.