

January 2021



RS - Iraq Stock Exchange (ISX) Monthly Report

Rabee Securities (RS**)**

*Website: **RS.IQ***

*Bloomberg page: <**RS.IQ**>*

ISX - Performance

	End of Jan.'21	Change (m/m)	Change (ytd)
CBI Auction Price of Iraqi Dinar (IQD/\$)	1460	0%	0%
Market Exchange Rate (IQD/\$)	1465	3.2%	3.2%
RSISX Closing (IQD)	679	-6.4%	-6.4%
Mcap of ISX (IQD bn)	14,499	0.3%	0.3%
Mcap of ISX (\$ mn)	9,897	-2.8%	-2.8%

	Jan.'21	Change (m/m)	Change (y/y)
Trading Vol (IQD bn)	18.9	50%	-58%
Trading Vol (\$ mn)	13.0	35%	-62%
Traded Shares (bn)	26.3	110%	-5%
Number of Transactions ('000)	7.6	9%	-27%
Foreigners' Share in Trading Vol. (%)	2.2%	-13.9ppt	-6.3ppt

	1M21	Change (y/y)
Trading Vol (IQD bn)	18.9	-58%
Trading Vol (\$ mn)	13.0	-65%
Traded Shares (bn)	26.3	-5%
Number of Transactions ('000)	7.6	-27%
Foreigners' Share in Trading Vol. (%)	2.2%	-6.3ppt

	End of Dec.'20	End of Jan.'21
Number of ISX Companies*	104	104

No. of Companies Suspended from Trading due to

	Dec.'20	Jan.'21
General Assembly	4	6
ISC	29	22
Total Number of Suspended Comp.	33	28
Number of Tradable Companies	71	76

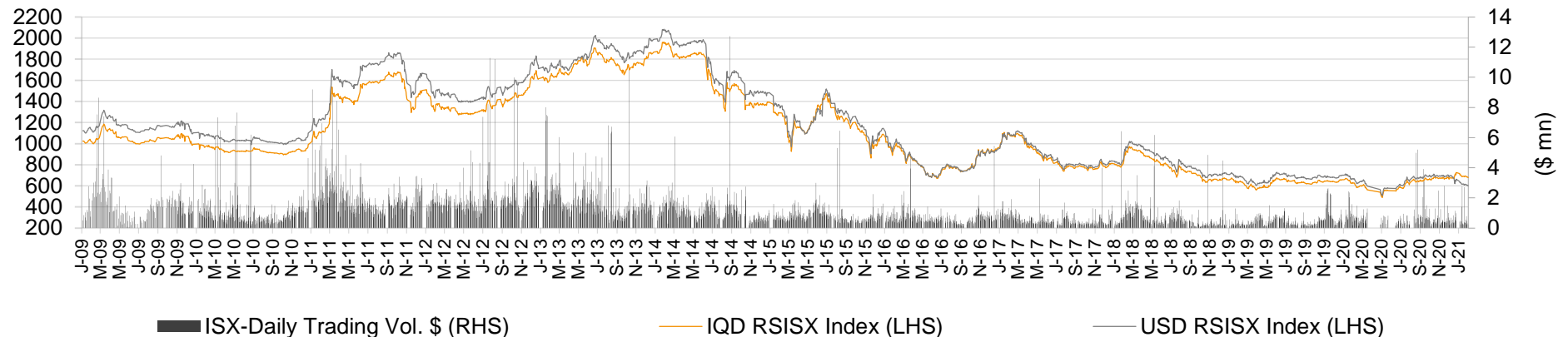
	Dec.'20 (m/m)	Jan.'21 (m/m)
Number of Companies (Price Up)	27	21
Number of Companies (Price Down)	13	23

Source: RS, ISX

* 47 out of 104 listed companies are trading in the Non-Regular Market.

RSISX Index

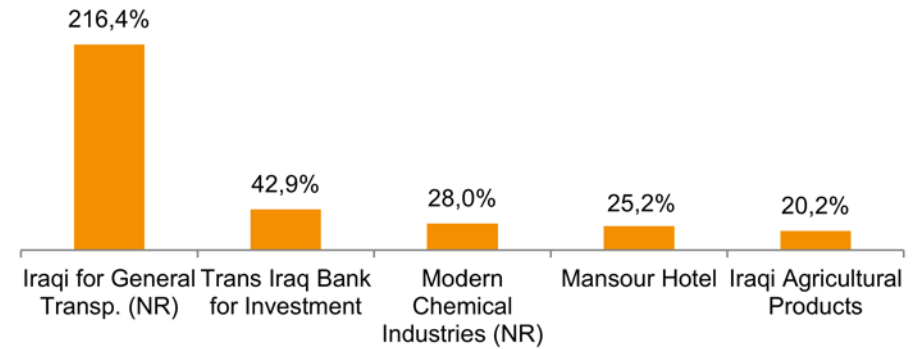
Rabee Securities (RS) Index - RSISX Index



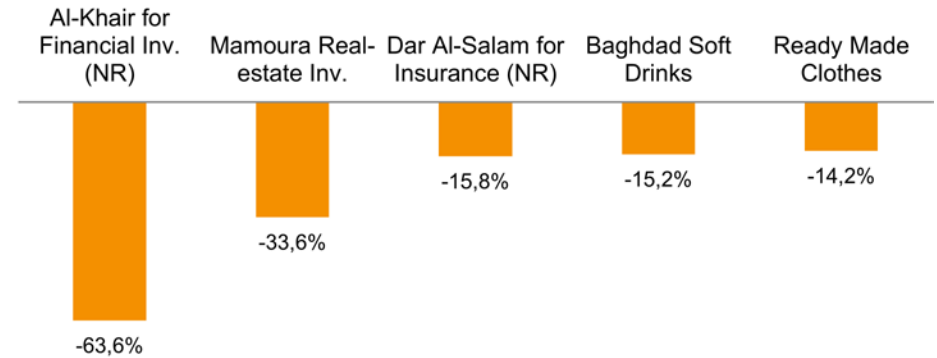
Source: RS, ISX
As of 31/01/2021

Top Five (January 2021)

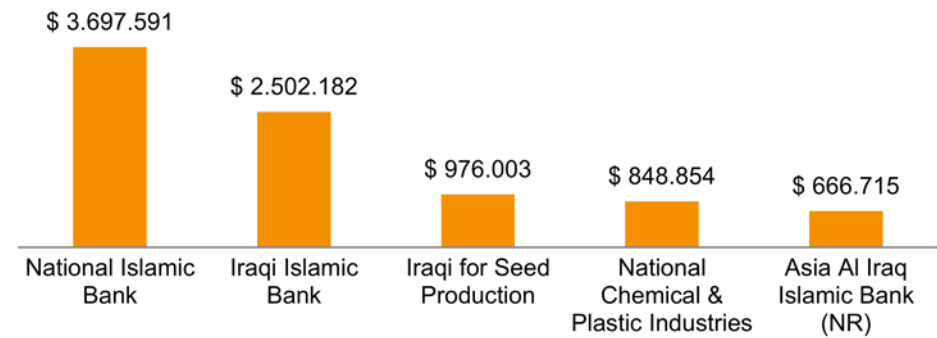
Best Performers	ISX Code	Closing Price (IQD)	% Chg. (m/m)
Iraqi for General Transp. (NR)	SIGT	1.74	216.4%
Trans Iraq Bank for Investment	BTRI	1.00	42.9%
Modern Chemical Industries (NR)	IMCI	80.00	28.0%
Mansour Hotel	HMAN	11.27	25.2%
Iraqi Agricultural Products	AIRP	14.60	20.2%



Worst Performers	ISX Code	Closing Price (IQD)*	% Chg. (m/m)
Al-Khair for Financial Inv. (NR)	VKHF	0.08	-63.6%
Mamoura Real-estate Inv.	SMRI	2.04	-33.6%
Dar Al-Salam for Insurance (NR)	NDSA	0.80	-15.8%
Baghdad Soft Drinks	IBSD	3.52	-15.2%
Ready Made Clothes	IRMC	10.13	-14.2%

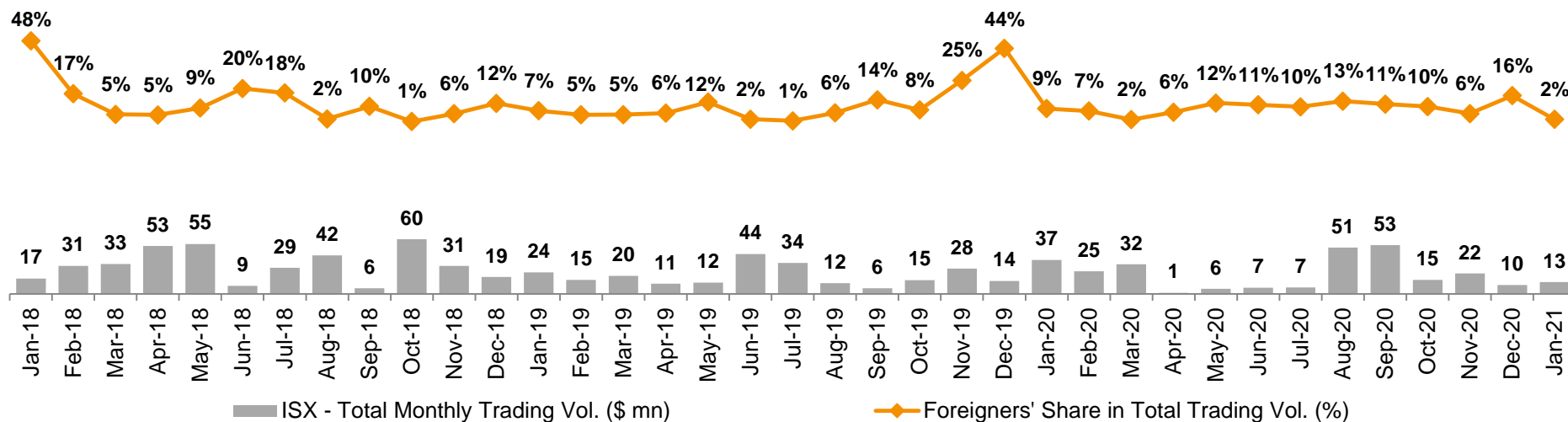


Top 5 Trading Volume	ISX Code	Trading Vol. (\$)/m*	Share in total T. Volume
National Islamic Bank	BNAI	3,697,591	28.5%
Iraqi Islamic Bank	BIIB	2,502,182	19.3%
Iraqi for Seed Production	AISP	976,003	7.5%
National Chemical & Plastic Industries	INCP	848,854	6.5%
Asia Al Iraq Islamic Bank (NR)	BAIB	666,715	5.1%

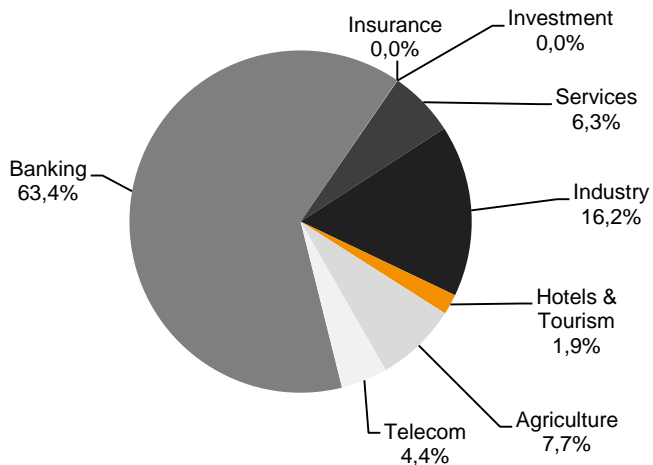


Cross Transaction: Iraqi Islamic Bank (BIIB) (9.0 bn number of shares, IQD3.6 bn, 3.6% of paid-in capital)

ISX - Total Monthly Trading Volume (\$ mn) & Foreigners' Share in Total Trading Vol. (%)

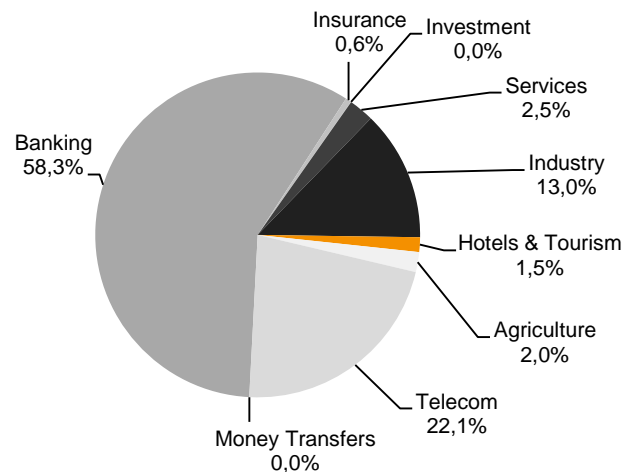


Breakdown of Total Trading Volume in January 2021 (\$13.0 mn) (including cross transactions)



Source: RS, ISX

Breakdown of Total Trading Volume in 2020 (\$265.0 mn) (including cross transactions)



Source: RS, ISX

Recent General Assembly Meetings (Ranked based on ISX Code)

Company Name	ISX Code	Suspended from Trading	GA Date	Resumed Trading*	New Shares Resumed Trading	Rights issue (%)	Bonus issue (%)	Paid-in Capital BEFORE the increase (IQD bn)	Paid-in Capital AFTER the increase** (IQD bn)	Cash dividend (IQD per share)	Dividend Yield (%)
Al-Ahlyia for Agricultural Prod.	AAHP	14.10.2020	19.10.2020		28.10.2020					0.03	2.6%
Iraqi Agricultural Products	AIRP	24.12.2020	29.12.2020		07.01.2021					0.50	4.0%
Iraqi for Seed Production	AISP	11.11.2020	16.11.2020	22.11.2020	04.01.2021	9.9%		13.65	15.00	0.30	3.6%
Asia Al Iraq Islamic Bank (NR)	BAIB	14.10.2020	19.10.2020	26.10.2020		33.3%		150.00	200.00		
Cihan Bank for Islamic & Finance	BCIH	20.10.2020	24.10.2020	28.10.2020							
Commercial Bank of Iraq	BCOI	24.01.2021	27.01.2021								
Elaf Islamic Bank	BELF	18.01.2021	28.01.2021								
Gulf Commercial Bank	BGUC	28.10.2020	10.11.2020	17.11.2020							
Investment Bank of Iraq	BIBI	23.11.2020	26.11.2020	13.12.2020							
Iraqi Islamic Bank	BIIB	27.10.2020	31.10.2020	04.11.2020							
International Islamic Bank (NR)	BINT	27.10.2020	30.10.2020	15.11.2020		150.0%		100.00	250.00		
Al Janoob Islamic Bank (NR)	BJAB	27.10.2020	01.11.2020	17.11.2020							
Kurdistan International Islamic Bank	BKUI	15.12.2020	19.12.2020	21.12.2020							
Al-Ataa Islamic Bank (NR)	BLAD	28.01.2021	02.02.2021								
Al-Mansour Bank	BMNS	25.10.2020	28.10.2020		09.11.2020					0.04	6.6%
Al Mustashar Islamic Bank (NR)	BMUI	22.10.2020	27.10.2020	05.11.2020		66.6%		150.00	250.00		
National Bank of Iraq	BNOI	11.10.2020	14.10.2020	22.10.2020							
Al-Qurtas Islamic Bank (NR)	BQUR	01.12.2020	05.12.2020	16.12.2020							
Al-Rajih Islamic Bank for Inv.&Fin. (NR)	BRAJ	09.11.2020	12.11.2020	17.11.2020							
Region Trade Bank (NR)	BRTB	15.10.2020	20.10.2020		25.10.2020					0.06	6.2%
Baghdad Hotel	HBAG	09.12.2020	15.12.2020		04.01.2021					0.50	6.3%
Babylon Hotel	HBAY	17.12.2020	22.12.2020		24.12.2020					1.50	1.9%
Karbala Hotels	HKAR	03.11.2020	15.11.2020	24.11.2020							
Mosul Dam Tourist Village (NR)	HTVM	10.11.2020	15.11.2020	25.11.2020							
Baghdad Soft Drinks	IBSD	11.01.2021	14.01.2021	20.01.2021				177.30	204.30		
Al-Mansour Pharma. Ind.	IMAP	26.01.2021	31.01.2021								
National Chemical & Plastic Industries	INCP	16.12.2020	21.12.2020	04.01.2021							
Ready Made Clothes	IRMC	07.01.2021	12.01.2021		19.01.2021					0.07	0.7%
Dar Al-Salam for Insurance (NR)	NDSA	18.11.2020	24.11.2020		09.12.2020					0.04	8.3%
Gulf Insurance&Reinsurance	NGIR	01.10.2020	13.10.2020	20.10.2020		250.0%		2.00	7.00		
Al-Hamraa for Insurance (NR)	NHAM	17.11.2020	29.11.2020			257.0%		7.00	25.00		
Baghdad Passengers Transport	SBPT	07.12.2020	20.12.2020		22.12.2020					1.50	7.2%
Ibdaa Al-Sharq Al-Awsat G. Cont. (NR)	SIBD	08.11.2020	11.11.2020	18.11.2020							
Kharkh Tour Amuzement City	SKTA	26.01.2021	30.01.2021								
AL-Nukhba for Construction	SNUC	12.11.2020	24.11.2020	02.12.2020							
AsiaceII Communications PJSC	TASC	12.01.2021	17.01.2021	21.01.2021							
Al-Khatem Telecom (NR)	TZNI	21.10.2020	24.10.2020		01.11.2020					0.04	1.7%

Source: RS, ISX

*If there is a capital increase, this date shows the date when original shares resumed trading.

**Paid-in Capital AFTER the increase shows the capital the company reached / will reach after the completion of the capital increase processes.

***When the original shares resume trading, we start using the number of shares that the company will reach after the capital increase with the assumption that the capital increase was reflected to the price of the shares.

Capital Increase and Cash Dividend Distribution Processes:

The first step in any capital increase or dividend distribution is announcing a General Assembly meeting. Each company must notify the ISC and ISX that it will hold its General Assembly meeting 15 days prior to the meeting date. Shares are normally suspended from trading three business days before any General Assembly meeting (Please note that the ex-date for capital increases and dividend distributions is referred to as "Trading-Suspension day"). In case the meeting agenda included discussion of capital increase and/or cash dividends distribution, the General Assembly votes on the capital increase percentage and how they will raise this amount (bonus/rights). General Assemblies also vote on the percentage of cash dividend distribution. When a company decides to increase its capital through rights issue, it invites investors to subscribe for the newly offered shares. According to Iraqi Companies Law, subscription period is normally 30 days (the first 15 days are for existing shareholders, the second 15 days are for public) that could be extended to 60 days if the offered shares are not fully subscribed. The Iraqi Company Registrar must approve the capital increase (in both cases, bonus and rights issue). For cash dividend distribution, most companies decide to distribute cheques with the cash dividend amount and shareholders can go to the company to receive these cheques. There is not strict timeline for this procedure; therefore, the process could take long time.

ISX Companies which are not trading due to General Assembly Meetings*

Company Name	ISX Code	Sector	Suspended from Trading	GA Date	Rights issue (%)	Bonus issue (%)	Paid-in Capital BEFORE the increase (IQD bn)	Paid-in Capital AFTER the increase (IQD bn)	Cash dividend (IQD per share)	Dividend Yield (%)
Commercial Bank of Iraq	BCOI	Banking	24.01.2021	27.01.2021						
Elaf Islamic Bank	BELF	Banking	18.01.2021	28.01.2021						
Al-Ataa Islamic Bank (NR)	BLAD	Banking	28.01.2021	02.02.2021						
Al-Mansour Pharma. Ind.	IMAP	Industry	26.01.2021	31.01.2021						
Al-Hamraa for Insurance (NR)	NHAM	Insurance	17.11.2020	29.11.2020	257.0%		7.00	25.00		
Kharkh Tour Amuzement City	SKTA	Services	26.01.2021	30.01.2021						

*As of 31/01/2021

Source: RS, ISX

ISX Companies which are not trading due to Iraqi Securities Commission's (ISC) Decision*

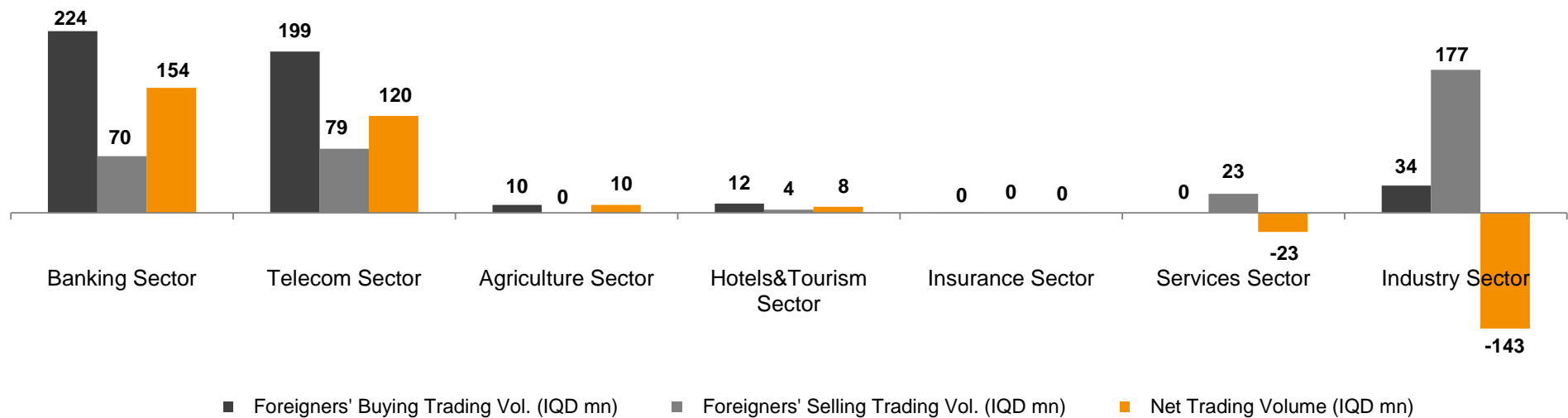
Company Name / Sector Name	ISX Code	Sector	Suspended from Trading
Babylon Bank	BBAY	Banking	03.11.2020
Dijlah & Furat Bank (NR)	BDFD	Banking	05.01.2017
Dar Es Salaam Inv. Bank (NR)	BDSI	Banking	09.08.2016
Economy Bank (NR)	BEFI	Banking	05.03.2017
North Bank	BNOR	Banking	03.11.2020
Union Bank (NR)	BUOI	Banking	06.08.2017
Ashour Hotel (NR)	HASH	Hotels & Tourism	08.07.2019
Al-Sadeer Hotel	HSAD	Hotels & Tourism	03.11.2020
AL-Badia for General Trans	SBAG	Services	06.07.2017
Iraqi Land Transport	SILT	Services	03.11.2020
Modern Animal & Agr. Production	AMAP	Agriculture	20.08.2019

*As of 31/01/2021

Source: RS, ISX

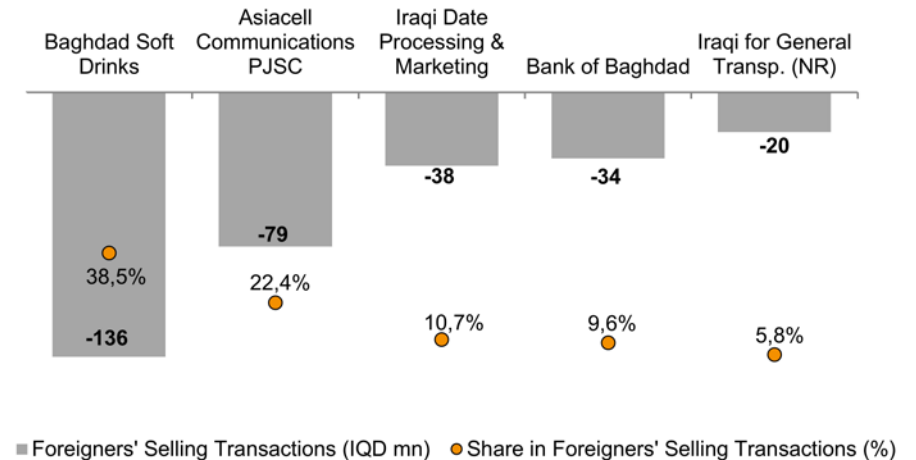
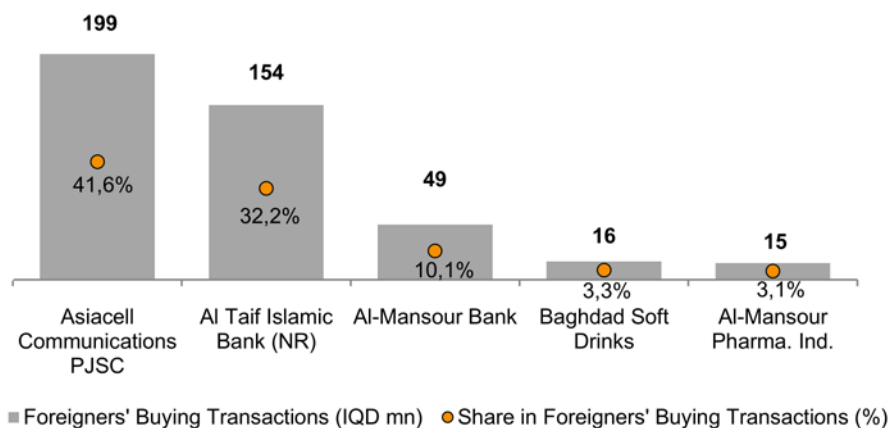
Company Name / Sector Name	ISX Code	Sector	Suspended from Trading
Electronic Industries	IELI	Industry	06.08.2017
Fallujah for Construction Mat. (NR)	IFCM	Industry	06.07.2015
Al-Hilal Industries	IHLI	Industry	20.08.2019
Iraqi for Carton Manufact. & Trading	IICM	Industry	06.08.2017
Iraqi Engineering Works	IIEW	Industry	20.08.2019
Modern Construction Mat. (NR)	IMCM	Industry	06.07.2015
Metallic Ind. and Bicycles	IMIB	Industry	03.11.2020
Modern Paint Industries (NR)	IMPI	Industry	06.08.2015
The Light and Mining Industries (NR)	ITLI	Industry	13.07.2016
AL- Batek Investment (NR)	VBAT	Investments	20.08.2019
Al-Manafaa for Money Trans. (NR)	MTMA	Money Transfer	17.02.2020

Foreigners' Transactions* (Ranked According to Net Trading Volumes) (IQD mn) - January 2021



Source: RS, ISX

Top Five Companies according to Foreigners' Buying and Selling Transactions* (January 2021)



Monthly Transactions – ISX Listed Companies (January 2021)

	ISX Code	Paid-in Capital (IQD mn)	Closing* Price (IQD)	Market Cap* (IQD mn)	Monthly Chg(%)**	Intra Month Closings High	Low	Trading Days	No of trans. (#)	No of traded shares (mn)	Monthly Turnover (IQD '000)	Note			
Telecom Sector															
Asiacell Communications PJSC	TASC	310,000	212	7.45	2,309,500	1,576.5	1.9%	7.80	7.36	12	502	110	830,263	569,494	-
Al-Khatem Telecom (NR)	TZNI	1,829,783	1,249	2.35	4,299,989	2,935.1	-	2.35	2.35	3	4	1	1,219	836	-
Total		2,139,783	1,461		6,609,489	4,512					506	111	831,481	570,330	
Banking Sector															
Al-Arabiya Islamic Bank (NR)	BAAI	250,000	171	1.15	287,500	196.2	-	1.15	1.15	-	-	-	0	0	-
Asia Al Iraq Islamic Bank (NR)	BAIB	200,000	137	1.08	216,000	147.4	-	1.08	1.08	3	6	900	972,000	666,715	-
Ameen Al-Iraq Islamic Bank (NR)	BAME	150,000	102	1.00	150,000	102.4	-	1.00	1.00	-	-	-	0	0	-
Ashur International Bank	BASH	250,000	171	0.28	70,000	47.8	-	0.30	0.28	15	94	116	33,312	22,849	-
Babylon Bank	BBAY	250,000	171	0.07	17,500	11.9	-	0.07	0.07	-	-	-	0	0	Suspend/ISC
Bank of Baghdad	BBOB	250,000	171	0.39	97,500	66.6	-4.9%	0.40	0.38	19	387	2,289	902,837	619,274	-
Cihan Bank for Islamic & Finance	BCIH	255,000	174	2.29	583,950	398.6	-	2.29	2.29	-	-	-	0	0	-
Commercial Bank of Iraq	BCOI	250,000	171	0.43	107,500	73.4	-2.3%	0.45	0.43	13	83	229	99,844	68,485	Suspend/GA
Dijlah & Furat Bank (NR)	BDFD	112,000	76	0.25	28,000	19.1	-	0.25	0.25	-	-	-	0	0	Suspend/ISC
Dar Es Salaam Inv. Bank (NR)***	BDSI	250,000	171	0.13	32,500	22.2	-	0.13	0.13	-	-	-	0	0	Suspend/ISC
Economy Bank (NR)	BEFI	250,000	171	0.53	132,000	90.1	-	0.53	0.53	-	-	-	0	0	Suspend/ISC
Elaf Islamic Bank	BELF	250,000	171	0.30	75,000	51.2	-	0.30	0.30	1	2	0	32	22	Suspend/GA
Erbil Bank for Invest. & Finance (NR)	BERI	265,000	181	0.11	29,150	19.9	-	0.11	0.11	-	-	-	0	0	-
Gulf Commercial Bank	BGUC	300,000	205	0.14	42,000	28.7	-	0.14	0.13	10	37	368	50,160	34,406	-
Investment Bank of Iraq	BIBI	250,000	171	0.23	57,500	39.2	-	0.24	0.23	15	151	495	115,375	79,138	-
International Development Bank (NR)	BIDB	250,000	171	0.81	202,500	138.2	-	0.81	0.81	-	-	-	0	0	-
Iraqi Islamic Bank	BIIB	250,000	171	0.40	100,000	68.3	5.3%	0.41	0.37	16	82	9,123	3,647,917	2,502,182	-
Iraqi Middle East Investment Bank	BIME	250,000	171	0.12	30,000	20.5	-	0.12	0.11	13	163	1,027	119,894	82,238	-
Iraq Noor Islamic Bank (NR)	BINI	250,000	171	1.00	250,000	170.6	-	1.00	1.00	-	-	-	0	0	-
International Islamic Bank (NR)***	BINT	250,000	171	1.70	425,000	290.1	-	1.70	1.70	-	-	-	0	0	-
Al Janoob Islamic Bank (NR)	BJAB	250,000	171	1.00	250,000	170.6	-	1.00	1.00	-	-	-	0	0	-
Kurdistan International Islamic Bank	BKUI	400,000	273	1.01	404,000	275.8	-	1.01	1.01	2	2	9	9,332	6,401	-
Al-Ataa Islamic Bank (NR)	BLAD	250,000	171	0.13	32,500	22.2	-7.1%	0.15	0.13	11	30	1,578	205,645	141,056	Suspend/GA
Mosul Bank	BMFI	252,500	172	0.14	35,350	24.1	7.7%	0.14	0.13	7	18	187	24,490	16,798	-
Al-Mansour Bank	BMNS	250,000	171	0.57	142,500	97.3	-	0.60	0.57	14	104	242	139,509	95,692	-
Al Mustashar Islamic Bank (NR)***	BMUI	250,000	171	1.00	250,000	170.6	-	0.00	0.00	-	-	-	0	0	-
National Islamic Bank	BNAI	251,000	171	0.80	200,800	137.1	-	0.80	0.80	7	38	6,738	5,390,698	3,697,591	-
National Bank of Iraq	BNOI	250,000	171	0.85	212,500	145.1	-7.6%	0.96	0.85	12	85	90	82,132	56,336	-
North Bank	BNOR	300,000	205	0.09	27,000	18.4	-	0.09	0.09	-	-	-	0	0	Suspend/ISC
Al-Qabedh Islamic Bank (NR)	BQAB	250,000	171	0.24	60,000	41.0	-	0.24	0.24	1	3	0	18	12	-
Al-Qurtas Islamic Bank (NR)	BQUR	250,000	171	1.00	250,000	170.6	-	1.00	1.00	-	-	-	0	0	-
Al-Rajih Islamic Bank for Inv.&Fin. (NR)	BRAJ	250,000	171	1.00	250,000	170.6	-	1.00	1.00	-	-	-	0	0	-
Credit Bank of Iraq (NR)	BROI	250,000	171	0.38	95,000	64.8	-7.3%	0.41	0.38	13	41	70	27,520	18,877	-
Region Trade Bank (NR)	BRTB	250,000	171	1.00	250,000	170.6	14.4%	1.00	0.94	2	3	0	8	5	-
Sumer Commercial Bank	BSUC	250,000	171	0.40	100,000	68.3	-	0.40	0.40	-	-	-	0	0	-
Al Taif Islamic Bank (NR)	BTIB	153,000	104	1.00	153,000	104.4	-	1.00	1.00	1	3	155	155,000	106,318	-
Trans Iraq Bank for Investment	BTRI	264,000	180	1.00	264,000	180.2	42.9%	1.00	0.70	5	5	14	12,600	8,643	-
Trust International Islamic Bank (NR)	BTRU	250,000	171	0.35	87,500	59.7	-	0.35	0.35	-	-	-	0	0	-
United Bank	BUND	300,000	205	0.07	21,000	14.3	-12.5%	0.07	0.07	15	58	293	20,567	14,107	-
Union Bank (NR)	BUOI	252,000	172	0.29	73,080	49.9	-	0.29	0.29	-	-	-	0	0	Suspend/ISC
World Islamic Bank (NR)	BWOR	250,000	171	1.00	250,000	170.6	-	1.00	1.00	-	-	-	0	0	-
Zain Al-Iraq Islamic Bank (NR)	BZII	250,000	171	0.37	92,500	63.1	-	0.37	0.37	-	-	-	0	0	-
Total		10,454,500	7,136		6,434,330	4,392.0					1,395	23,924	12,008,890	8,237,145	

Source: RS, ISX

Monthly Transactions – ISX Listed Companies (January 2021)

ISX Code	Paid-in Capital (IQD mn)	Closing* (\$ mn)	Closing* Price (IQD)	Market Cap* (IQD mn)	Market Cap* (\$ mn)	Monthly Chg(%)**	Intra Month Closings High	Intra Month Closings Low	Trading Days	No of trans. (#)	No of traded shares (mn)	Monthly Turnover (IQD '000)	Monthly Turnover (\$)	Note	
Industry Sector															
Baghdad for Packing Materials	IBPM	1,080	1	1.95	2,106	1.4	-2.5%	2.00	1.90	3	5	4	7,507	5,149	-
Baghdad Soft Drinks	IBSD	177,333	121	3.52	624,213	426.1	-15.2%	3.95	3.52	6	473	144	530,652	363,985	-
Electronic Industries	IELI	18,000	12	0.45	8,100	5.5	-	0.45	0.45	-	-	-	0	0	Suspend/ISC
Fallujah for Construction Mat. (NR)	IFCM	3,120	2	1.51	4,711	3.2	-	1.51	1.51	-	-	-	0	0	Suspend/ISC
Nationality H. Furniture (NR)***	IHFI	1,660	1	1.25	2,075	1.4	-10.7%	1.40	1.25	1	5	1	907	622	-
Al-Hilal Industries	IHLI	12,375	8	0.48	5,940	4.1	-	0.48	0.48	-	-	-	0	0	Suspend/ISC
Iraqi for Carton Manufact. & Trading	IICM	7,590	5	0.27	2,049	1.4	-	0.27	0.27	-	-	-	0	0	Suspend/ISC
Iraqi Date Processing & Marketing	IIDP	17,250	12	1.18	20,355	13.9	-1.7%	1.25	1.17	3	472	398	481,624	330,356	Suspend/ISC
Iraqi Engineering Works	IIEW	1,500	1	0.82	1,230	0.8	-	0.82	0.82	-	-	-	0	0	Suspend/ISC
Iraqi For Tufted Carpets	IITC	500	0	10.60	5,300	3.6	6.0%	10.60	10.00	10	36	3	30,837	21,152	-
Al -Khazer for Construction M. (NR)	IKHC	1,100	1	1.11	1,221	0.8	-	1.11	1.11	2	5	9	9,445	6,478	-
AL- Kindi of Veterinary Vac.	IKLV	5,940	4	1.47	8,732	6.0	7.3%	1.63	1.37	8	456	250	392,132	268,972	-
Al-Mansour Pharma. Ind.	IMAP	6,469	4	1.45	9,380	6.4	1.4%	1.49	1.41	11	134	75	109,031	74,786	Suspend/GA
Modern Chemical Industries (NR)	IMCI	180	0	80.00	14,400	9.8	28.0%	80.00	62.50	7	9	4	264,400	181,357	-
Modern Construction Mat. (NR)	IMCM	5,371	4	0.47	2,524	1.7	-	0.47	0.47	-	-	-	0	0	Suspend/ISC
Metallic Ind. and Bicycles	IMIB	7,500	5	2.57	19,275	13.2	-	2.57	2.57	-	-	-	0	0	Suspend/ISC
Modern Sewing***	IMOS	2,000	1	6.70	13,400	9.1	0.3%	6.80	6.60	4	16	1	7,975	5,470	-
Modern Paint Industries (NR)	IMPI	9,214	6	1.25	11,517	7.9	-	1.25	1.25	-	-	-	0	0	Suspend/ISC
National Chemical & Plastic Industries	INCP	15,188	10	2.51	38,121	26.0	17.3%	2.59	2.32	14	1,092	502	1,237,539	848,854	-
Ready Made Clothes	IRMC	1,593	1	10.13	16,140	11.0	-14.2%	11.22	10.13	3	8	0	1,459	1,001	-
The Light and Mining Industries (NR)	ITLI	16,800	11	0.31	5,208	3.6	-	0.31	0.31	-	-	-	0	0	Suspend/ISC
Total		311,763	213		815,998	557.0					2,711	1,390	3,073,507	2,108,182	
Hotels&Tourism Sector															
Ashour Hotel (NR)	HASH	376	0	6.40	2,409	1.6	-	6.40	6.40	-	-	-	0	0	Suspend/ISC
Baghdad Hotel	HBAG	3,844	3	7.65	29,407	20.1	2.0%	7.70	7.49	12	107	8	63,434	43,511	-
Babylon Hotel	HBAY	2,000	1	69.00	138,000	94.2	-11.1%	77.60	69.00	15	161	2	131,628	90,286	-
Ishtar Hotels	HISH	3,500	2	10.30	36,050	24.6	-1.9%	11.00	10.30	12	89	6	64,726	44,397	-
Karbala Hotels***	HKAR	7,500	5	0.76	5,700	3.9	-2.6%	0.80	0.76	6	22	5	3,928	2,695	-
Mansour Hotel	HMAN	2,923	2	11.27	32,942	22.5	25.2%	11.66	9.00	6	67	6	63,989	43,892	-
National for Tourist Investment	HNTI	6,253	4	8.20	51,276	35.0	5.7%	8.20	7.85	7	21	2	16,483	11,306	-
Palestine Hotel	HPAL	4,470	3	8.40	37,548	25.6	5.0%	8.88	8.00	11	34	2	16,660	11,427	-
Al-Sadeer Hotel***	HSAD	1,363	1	10.70	14,583	10.0	-	10.70	10.70	-	-	-	0	0	Suspend/ISC
Mosul Dam Tourist Village (NR)	HTVM	240	0	4.76	1,142	0.8	-4.8%	5.00	4.76	5	9	1	4,839	3,319	-
Total		32,469	22		349,057	238.3					510	32	365,687	250,832	

Source: RS, ISX

Monthly Transactions – ISX Listed Companies (January 2021)

ISX Code	Paid-in Capital (IQD mn)	(\$ mn)	Closing* Price (IQD)	Market Cap* (IQD mn)	(\$ mn)	Monthly Chg(%)**	Intra Month Closings High	Low	Trading Days	No of trans. (#)	No of traded shares (mn)	Monthly Turnover (IQD '000)	(\$)	Note	
Services Sector															
Al-Ameen Estate Inv. (NR)	SAEI	6,960	5	0.64	4,454	3.0	-8.6%	0.70	0.64	3	8	2	1,085	744	-
AL-Badia for General Trans	SBAG	2,200	2	0.59	1,298	0.9	-	0.59	0.59	-	-	-	0	0	Suspend/ISC
Baghdad Passengers Transport	SBPT	1,000	1	19.25	19,250	13.1	4.1%	20.00	18.50	11	59	2	38,397	26,337	-
Ibdaa Al-Sharq Al-Awsat G. Cont. (NR)	SIBD	3,000	2	0.00	0	0.0	-	-	-	-	-	-	-	-	-
Iraqi for General Transp. (NR)	SIGT	3,900	3	1.74	6,786	4.6	216.4%	2.01	0.55	11	587	422	560,963	384,776	-
Iraqi Land Transport	SILT	14,000	10	1.55	21,700	14.8	-	1.55	1.55	-	-	-	0	0	-
Kharkh Tour Amuzement City	SKTA	1,000	1	4.20	4,200	2.9	-3.4%	4.38	4.19	15	353	87	371,410	254,758	Suspend/GA
Al-Mosul for Funfairs***	SMOF	1,000	1	12.90	12,900	8.8	0.4%	13.25	12.80	17	84	4	51,999	35,667	-
Mamoura Real-estate Inv.	SMRI	22,780	16	2.04	46,471	31.7	-33.6%	2.92	2.04	19	286	72	159,774	109,592	-
AL-Nukhba for Construction	SNUC	2,066	1	0.42	868	0.6	5.0%	0.42	0.40	5	5	1	298	205	-
Total		57,906	40		117,927	80.5					1,382	590	1,183,926	812,079	
Agriculture Sector															
Al-Ahlyia for Agricultural Prod.	AAHP	575	0	1.11	638	0.4	-0.9%	1.12	1.10	2	3	0	253	173	-
Iraqi Agr. Prod. Mark. Meat	AIPM	5,000	3	4.60	23,000	15.7	-	4.70	4.50	15	64	6	28,314	19,421	-
Iraqi Agricultural Products	AIRP	360	0	14.60	5,256	3.6	20.2%	14.60	12.15	4	11	0	6,696	4,593	-
Iraqi for Seed Production***	AISP	15,000	10	7.70	115,500	78.8	4.2%	7.85	7.31	19	1,023	186	1,422,910	976,003	-
Modern Animal & Agr. Production	AMAP	4,101	3	0.21	861	0.6	-	0.21	0.21	-	-	-	0	0	Suspend/ISC
Middle East Prod. & Mark. - Fish	AMEF	300	0	9.56	2,868	2.0	-	9.56	9.56	-	-	-	0	0	-
AL - Rebas for Poultry & Feed	AREB	30,000	20	-	-	-	-	0.00	0.00	-	-	-	0	0	-
Total		55,336	38		148,124	101.1					1,101	193	1,458,173	1,000,191	
Insurance Sector															
AHliya For Insurance (NR)	NAHF	7,000	5	0.45	3,150	2.2	-	0.45	0.45	-	-	-	0	0	-
Al-Ameen for Insurance***	NAME	5,000	3	0.55	2,750	1.9	-3.5%	0.57	0.55	1	1	2	1,100	755	-
Dar Al-Salam for Insurance (NR)	NDSA	7,000	5	0.80	5,600	3.8	-15.8%	1.00	0.80	6	13	2	1,689	1,158	-
Gulf Insurance&Reinsurance***	NGIR	7,000	5	0.70	4,900	3.3	-2.8%	0.72	0.70	1	1	0	140	96	-
Al-Hamraa for Insurance (NR)	NHAM	7,000	5	0.42	2,940	2.0	-	0.42	0.42	-	-	-	0	0	Suspend/GA
Total		33,000	23		19,340	13.2					15	4	2,929	2,009	

Source: RS, ISX

Monthly Transactions – ISX Listed Companies (January 2021)

	ISX Code	Paid-in Capital (IQD mn)	(\$ mn)	Closing* Price (IQD)	Market Cap* (IQD mn)	(\$ mn)	Monthly Chg(%)**	Intra Month Closings High	Low	Trading Days	No of trans. (#)	No of traded shares (mn)	Monthly Turnover (IQD '000)	(\$)	Note
Investment Sector															
Al-Ameen Financial Inv. (NR)	VAMF	1,500	1	0.74	1,110	0.8	-	0.74	0.74	-	-	-	0	0	-
AL- Batek Investment (NR)	VBAT	1,000	1	0.45	450	0.3	-	0.45	0.45	-	-	-	0	0	Suspend/ISC
Al-Khair for Financial Inv. (NR)	VKHF	7,000	5	0.08	560	0.4	-63.6%	0.22	0.08	4	29	35	3,843	2,636	-
Bain Al-Nahrain Financial Inv. (NR)	VMES	1,000	1	0.90	900	0.6	-	0.90	0.90	-	-	-	0	0	-
AL-Wiaam for Financial Inv. (NR)	VWIF	2,000	1	0.65	1,300	0.9	-	0.65	0.65	-	-	-	0	0	-
Al-Zawraa for Financial Inv. (NR)	VZAF	1,150	1	0.33	380	0.3	-	0.33	0.33	-	-	-	0	0	-
Total		13,650	9		4,700	3.2					29	35	3,843	2,636	
Money Transfer Sector															
Al-Manafaa for Money Trans. (NR)	MTMA	45,000	31		-	-	-	0.00	0.00	-	-	-	0	0	Suspend/ISC
Total		45,000	31		0	0.0					0	0	0	0	
Grand Total		13,143,407	8,972		14,498,965	9,897					7,649	26,278	18,928,435	12,983,403	

*As of 31/01/2021

**According to adjusted closing prices.

***When the original shares resume trading, we start using the number of shares that the company will reach after the capital increase with the assumption that the capital increase was reflected to the price of the shares. We use the new capital in calculating Mcap.

Note: "(NR)": These are the companies which are trading in the Non-Regular market (in compliance with Iraq Securities Commission law numbered 132/9 on 20/12/2012). These companies were moved to the secondary market (non-regular) because of the decrease in their trading volume and the number of days that these companies are being traded for. Please note, according to the Regulations of the Secondary Market, in each trading session, the average share price will be calculated for each share. The maximum increase and decrease of +/- 20% will be based on the average price in the previous session. The price should be valid during three effective trading sessions after the listing, and it will be free in the first trading session after capital increasing.

Source: RS, ISX

Cross Transactions (January 2021)

Company Name	ISX Code	Number of Cross Transactions	Total number of shares (mn)	Total Value of the Cross Transaction (IQD mn)	Percentage Share in Paid-in Capital
Iraqi Islamic Bank	BIIB	1	9,000	3,600	3.6%
Iraqi for General Transp. (NR)	SIGT	2	211	191	4.8%

For any inquiries, contact:

Research

Aysegul Ozge Ozgur (SVP, Head of Research)
aozgur@rs.iq

Tugba Tan (Analyst)
ttan@rs.iq

Lana Nihad (Junior Analyst)
lnihad@rs.iq

research@rs.iq
 Tel: +90 212 219 2524

Trading

traders@rs.iq
 Tel: +964 783 534 5151

Info


info@rs.iq
 Tel: +964 (770) 450 7463

RS Bloomberg page: <RSIQ>

RS Website: RS.IQ



Asiacell has won “EMEA Finance’s Best IPO in EMEA award” in EMEA Finance’s Achievement Awards 2013.
 (Arranger of the deal: Rabee Securities (RS))



Asiacell was named the winner of the corporate finance category in the 2013 Association of Corporate Treasures Middle East Deals (ACTME) of the Year Awards.
 (Arranger of the deal: Rabee Securities (RS))



emeafinance Europe • Middle East • Africa
 Best Brokerage House in Iraq
 2011 - 2013 - 2014 - 2015
 Rabee Securities



TMT FINANCE MIDDLE EAST & NORTH AFRICA
 2013 CONFERENCE & AWARDS WINNERS
 EQUITY CAPITAL MARKETS DEAL OF THE YEAR -
 ASIACELL IPO ADVISED BY RABEE SECURITIES



RS is a proud supporter of the Iraq Pavilion in Venice Biennale.
 2011 - 2013 - 2015 - 2017

Baghdad, HQ
 903/14/19
 Karada
 Baghdad, Iraq
 Tel: +964 783 534 5151

Erbil
 Italian Village Offices
 Office No: 32
 Erbil, Iraq
 Tel: +964 (770) 473 9999

Suleymani
 Rand Gallery
 Office No: 4, Floor: 6
 Suleymani, Iraq
 Tel: +964 (770) 651 9944

Istanbul Rep. Office
 Halaskargazi cad. No: 103/16
 Osmanbey, Istanbul, Turkey
 Tel: +90 (212) 219 2524
 Mob: +90 539 456 4566

DISCLAIMER

This publication may not be reproduced, modified, or re-disseminated in whole or in part without the prior written permission of Rabee Securities. The information provided herein is of a general nature and for informational purposes only and is not intended to serve as an offer or solicitation with respect to the purchase or sale of any security, or as a recommendation to adopt any particular trading strategy. Such information is subject to change without prior notice. Although Rabee Securities obtains information from sources it considers reliable, Rabee Securities makes no representations or warranties, express or implied, as to the information's accuracy or completeness. Furthermore, such information may be incomplete or condensed. Rabee Securities, its affiliates, directors, employees, assigns, agents, and successors bear no liability for any errors or omissions in this publication or for any losses arising from the use of or reliance upon this information. This limitation on liability applies to direct, indirect, consequential, special, punitive, or other damages, as well as damages for loss of profits or business interruption. Investors shall bear all responsibility for investment decisions taken on the basis of this report. Rabee Securities strongly advises potential investors to seek financial guidance when determining whether an investment is appropriate to their needs. All estimates included in this report constitute Rabee Securities’ opinion as of the date published on the report and are subject to change without notice.