

## **RS** - Iraq Stock Exchange (ISX) Monthly Report

**Rabee Securities (**RS**)**

*Website: **RS.IQ***

*Bloomberg page: <**RS.IQ**>*

### ISX - Performance

	End of Mar.'21	Change (m/m)	Change (ytd)
CBI Auction Price of Iraqi Dinar (IQD/\$)	1460	0%	0%
Market Exchange Rate (IQD/\$)	1460	-0.7%	2.8%
RSISX Closing (IQD)	870	1.6%	20.0%
Mcap of ISX (IQD bn)	15,599	0.0%	7.9%
Mcap of ISX (\$ mn)	10,684	0.7%	5.0%

	Mar.'21	Change (m/m)	Change (y/y)
Trading Vol (IQD bn)	34.1	8%	-13%
Trading Vol (\$ mn)	23.3	8%	-28%
Traded Shares (bn)	64.4	50%	199%
Number of Transactions ('000)	12.5	8%	163%
Foreigners' Share in Trading Vol. (%)	30.5%	19.2ppt	28.4ppt

	3M21	Change (y/y)
Trading Vol (IQD bn)	84.8	-26%
Trading Vol (\$ mn)	57.9	-39%
Traded Shares (bn)	133.5	84%
Number of Transactions ('000)	31.7	36%
Foreigners' Share in Trading Vol. (%)	17.0%	11.1ppt

	End of Feb.'21	End of Mar.'21
Number of ISX Companies*	103	103

No. of Companies Suspended from Trading due to		
General Assembly	4	2
ISC	21	19
Total Number of Suspended Comp.	25	21
Number of Tradable Companies	78	82

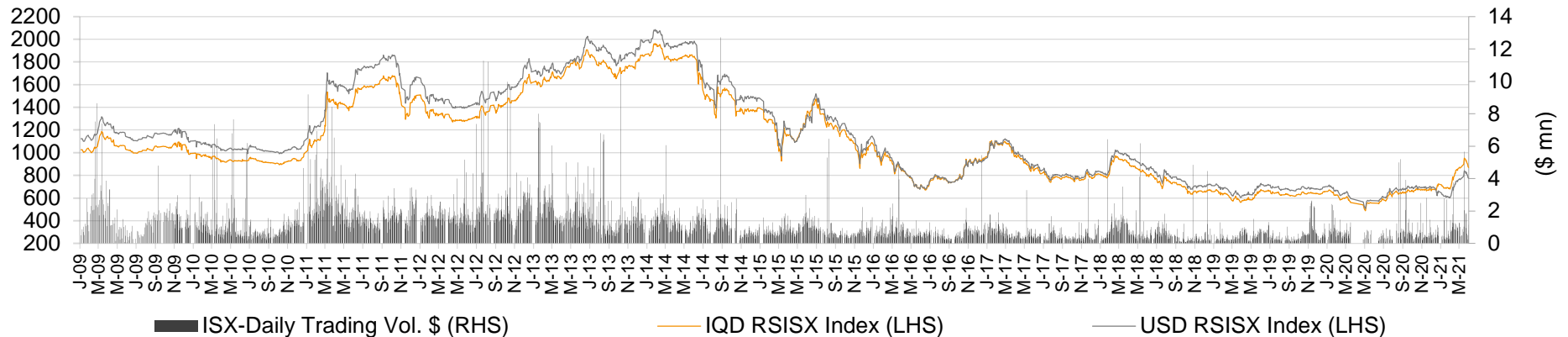
	Feb.'21 (m/m)	Mar.'21 (m/m)
Number of Companies (Price Up)	39	26
Number of Companies (Price Down)	11	21

Source: RS, ISX

\* 46 out of 103 listed companies are trading in the Non-Regular Market

### RSISX Index

Rabee Securities (RS) Index - RSISX Index



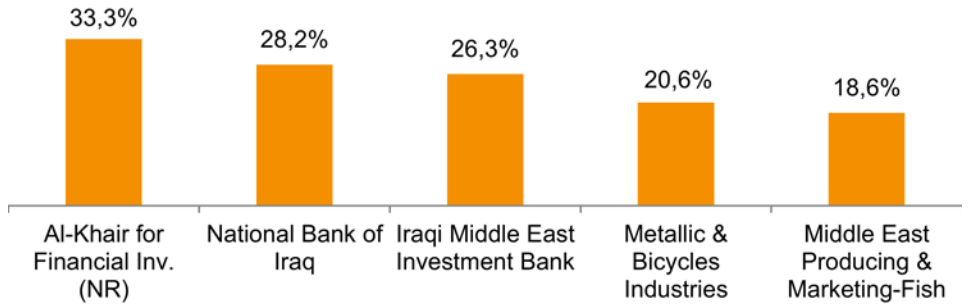
Source: RS, ISX  
As of 31/03/2021

## Top Five (March 2021)

### Best Performers\*

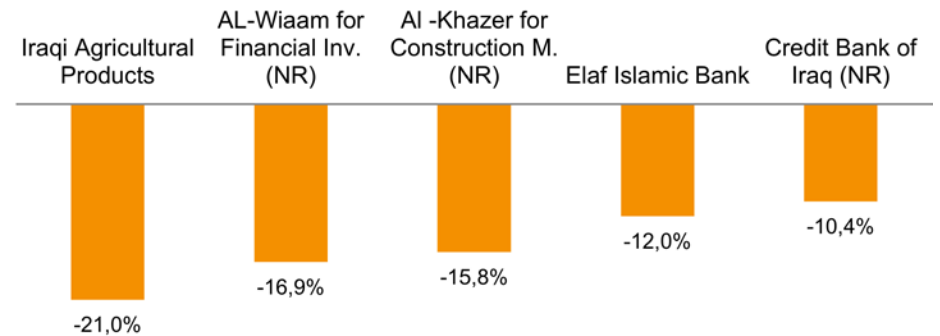
	ISX Code	Closing Price (IQD)	% Chg. (m/m)
Al-Khair for Financial Inv. (NR)	VKHF	0.12	33.3%
National Bank of Iraq	BNOI	1.00	28.2%
Iraqi Middle East Investment Bank	BIME	0.24	26.3%
Metallic & Bicycles Industries	IMIB	3.10	20.6%
Middle East Producing & Market.-Fish	AMEF	11.50	18.6%

\*Iraqi Carton Manufactories (IICM) resumed trading on Mar. 4, 2021 due to disclosing its missing annual and quarterly financial results and went up by 296.3% during the month; however, we didn't include it in the top 5 due to its long suspension period (the company was suspended from trading since August 6, 2017)



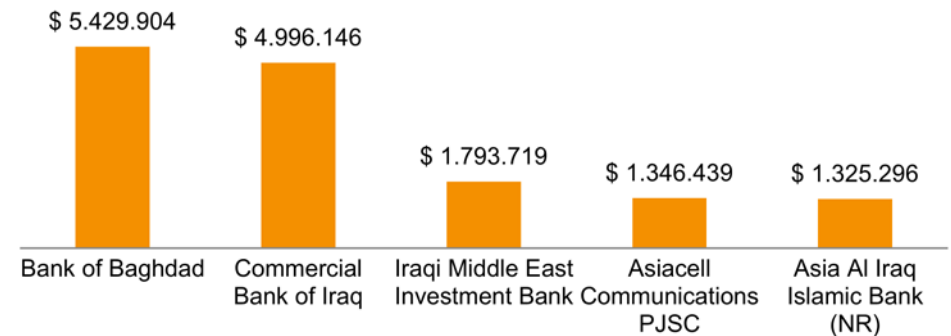
### Worst Performers

	ISX Code	Closing Price (IQD)	% Chg. (m/m)
Iraqi Agricultural Products	AIRP	15.20	-21.0%
AL-Wiaam for Financial Inv. (NR)	VWIF	0.54	-16.9%
Al -Khazer for Construction M. (NR)	IKHC	0.85	-15.8%
Elaf Islamic Bank	BELF	0.44	-12.0%
Credit Bank of Iraq (NR)	BROI	0.43	-10.4%

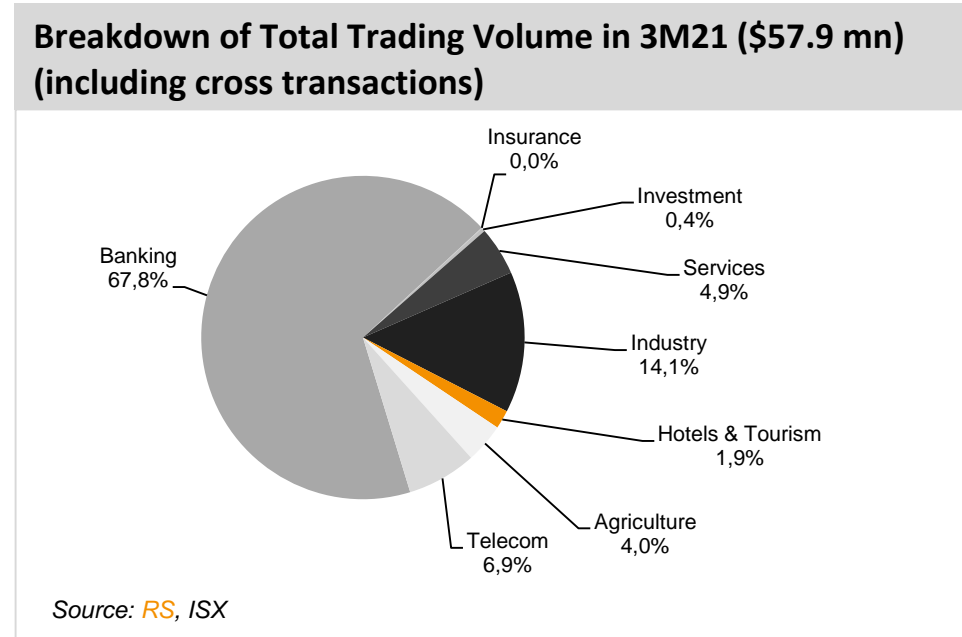
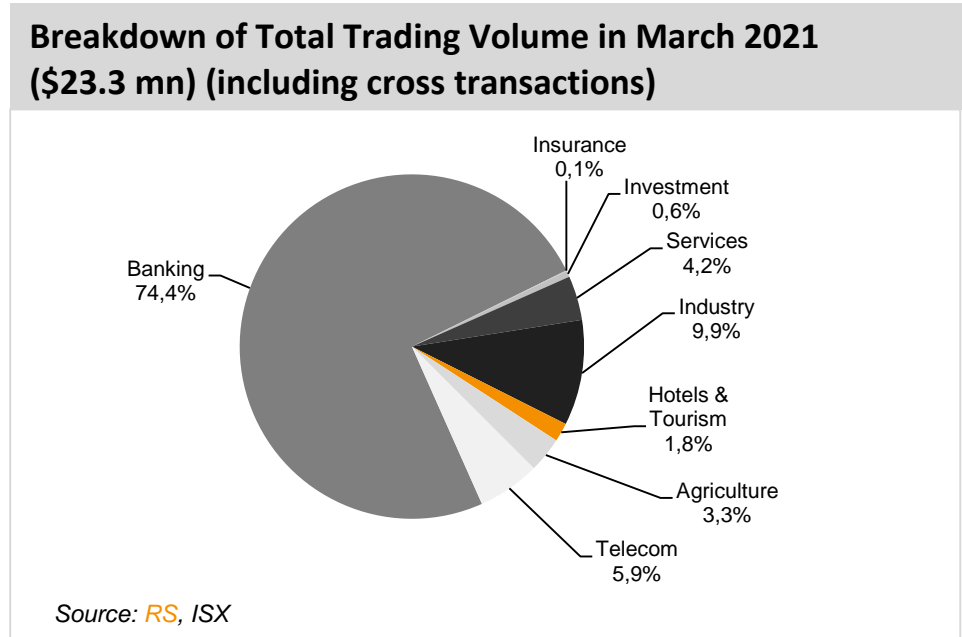
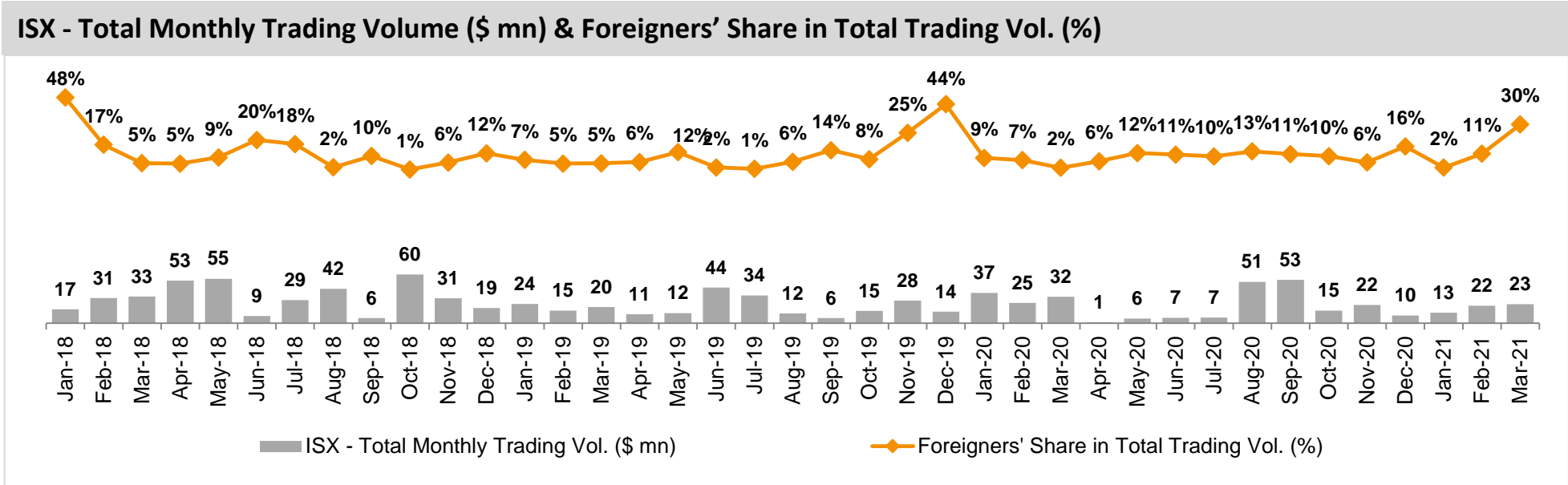


### Top 5 Trading Volume

	ISX Code	Trading Vol. (\$)/m**	Share in total T. Volume
Bank of Baghdad	BBOB	5,425,415	23.3%
Commercial Bank of Iraq	BCOI	4,992,016	21.5%
Iraqi Middle East Investment Bank	BIME	1,792,237	7.7%
Asiacell Communications PJSC	TASC	1,345,326	5.8%
Asia Al Iraq Islamic Bank (NR)	BAIB	1,324,201	5.7%



\*\*Cross Transactions: Commercial Bank of Iraq (BCOI) (13.3 bn number of shares, IQD6.9 bn, 5.3% of paid-in capital)  
Iraqi Middle East Investment Bank (BIME) (0.5 bn number of shares, IQD0.09 bn, 0.2% of paid-in capital)



## Recent General Assembly Meetings (Ranked based on ISX Code)

Company Name	ISX Code	Suspended from Trading	GA Date	Resumed Trading*	New Shares Resumed Trading	Rights issue (%)	Bonus issue (%)	Paid-in Capital BEFORE the increase (IQD bn)	Paid-in Capital AFTER the increase** (IQD bn)	Cash dividend (IQD per share)	Dividend Yield (%)
Iraqi Agr. Prod. Mark. Meat	AIPM	07.02.2021	10.02.2021		17.02.2021					0.05	1.1%
Iraqi Agricultural Products	AIRP	24.12.2020	29.12.2020		07.01.2021					0.50	4.0%
Iraqi for Seed Production	AISP	11.11.2020	16.11.2020	22.11.2020	04.01.2021	9.9%		13.65	15.00	0.30	3.6%
Ameen Al-Iraq Islamic Bank (NR)	BAME	07.02.2021	16.02.2021	25.02.2021							
Commercial Bank of Iraq	BCOI	24.01.2021	27.01.2021		04.02.2021					0.03	5.8%
Elaf Islamic Bank	BELF	18.01.2021	28.01.2021	04.02.2021							
Investment Bank of Iraq	BIBI	23.11.2020	26.11.2020	13.12.2020							
Kurdistan International Islamic Bank	BKUI	15.12.2020	19.12.2020	21.12.2020							
Al-Ataa Islamic Bank (NR)	BLAD	28.01.2021	09.02.2021	14.02.2021							
National Islamic Bank	BNAI	15.02.2021	18.02.2021	02.03.2021							
National Bank of Iraq	BNOI	15.03.2021	18.03.2021		25.03.2021					0.08	9.2%
Al-Qurtas Islamic Bank (NR)	BQUR	01.12.2020	05.12.2020	16.12.2020							
Al Taif Islamic Bank (NR)	BTIB	23.02.2021	01.03.2021	04.03.2021		32.7%		153.00	203.00		
Baghdad Hotel	HBAG	24.03.2021	29.03.2021								
Baghdad Hotel	HBAG	09.12.2020	15.12.2020		04.01.2021					0.50	6.3%
Babylon Hotel	HBAY	17.12.2020	22.12.2020		24.12.2020					1.50	1.9%
Baghdad Soft Drinks	IBSD	01.03.2021	18.03.2021	05.04.2021				177.30	204.34****		
Baghdad Soft Drinks	IBSD	01.03.2021	04.03.2021		05.04.2021					0.20	4.3%
Baghdad Soft Drinks	IBSD	11.01.2021	14.01.2021	20.01.2021				177.30	204.34****		
Al-Mansour Pharmaceutical Industries	IMAP	26.01.2021	31.01.2021	03.02.2021							
National Chemical & Plastic Industries	INCP	16.12.2020	21.12.2020	04.01.2021							
Ready Made Clothes	IRMC	07.01.2021	12.01.2021		19.01.2021					0.07	0.7%
AHliya For Insurance (NR)	NAHF	01.03.2021	04.03.2021	11.03.2021							
Al-Ameen for Insurance	NAME	09.02.2021	14.02.2021	23.02.2021							
Dar Al-Salam for Insurance (NR)	NDSA	18.11.2020	24.11.2020		09.12.2020					0.04	8.3%
Gulf Insurance&Reinsurance	NGIR	11.03.2021	15.03.2021	23.03.2021							
Al-Hamraa for Insurance (NR)	NHAM	17.11.2020	29.11.2020			257.0%		7.00	25.00		
Baghdad Passengers Transport	SBPT	07.12.2020	20.12.2020		22.12.2020					1.50	7.2%
Kharkh Tour Amuzement City	SKTA	26.01.2021	30.01.2021	03.02.2021		50.0%		1.00	1.50		
Kharkh Tour Amuzement City	SKTA	10.12.2020	16.12.2020	04.01.2021							
Al-Mosul for Funfairs	SMOF	08.03.2021	11.03.2021	16.03.2021							
AL-Nukhba for Construction	SNUC	12.11.2020	24.11.2020	02.12.2020							
Asiacell Communications PJSC	TASC	12.01.2021	17.01.2021	21.01.2021							

Source: RS, ISX

\*If there is a capital increase, this date shows the date when original shares resumed trading.

\*\*Paid-in Capital AFTER the increase shows the capital the company reached / will reach after the completion of the capital increase processes.

\*\*\*When the original shares resume trading, we start using the number of shares that the company will reach after the capital increase with the assumption that the capital increase was reflected to the price of the shares.

\*\*\*\* IBSD decided in its GA held on Jan. 14, 2021 to merge with Al-Zaki Group Company and increase the capital from IQD177.3 bn to IQD204.34 bn as a result of the merger. On Mar. 18, 2021, IBSD held a joint GM with the general authority of Al-Zaki Group Company regarding the merger and approved the articles of association prepared by the two companies. The capital reached IQD204.34 bn with the merger.

Capital Increase and Cash Dividend Distribution Processes:

The first step in any capital increase or dividend distribution is announcing a General Assembly meeting. Each company must notify the ISC and ISX that it will hold its General Assembly meeting 15 days prior to the meeting date. Shares are normally suspended from trading three business days before any General Assembly meeting (Please note that the ex-date for capital increases and dividend distributions is referred to as "Trading-Suspension day"). In case the meeting agenda included discussion of capital increase and/or cash dividends distribution, the General Assembly votes on the capital increase percentage and how they will raise this amount (bonus/rights). General Assemblies also vote on the percentage of cash dividend distribution. When a company decides to increase its capital through rights issue, it invites investors to subscribe for the newly offered shares. According to Iraqi Companies Law, subscription period is normally 30 days (the first 15 days are for existing shareholders, the second 15 days are for public) that could be extended to 60 days if the offered shares are not fully subscribed. The Iraqi Company Registrar must approve the capital increase (in both cases, bonus and rights issue). For cash dividend distribution, most companies decide to distribute cheques with the cash dividend amount and shareholders can go to the company to receive these cheques. There is not strict timeline for this procedure; therefore, the process could take long time.

### ISX Companies which are not trading due to General Assembly Meetings\*

Company Name	ISX Code	Sector	Suspended from Trading	GA Date	Rights issue (%)	Bonus issue (%)	Paid-in Capital BEFORE the increase (IQD bn)	Paid-in Capital AFTER the increase (IQD bn)	Cash dividend (IQD per share)	Dividend Yield (%)
Baghdad Soft Drinks	IBSD	Industry	01.03.2021	18.03.2021			177.30	204.34**		
<b>Baghdad Soft Drinks</b>	<b>IBSD</b>	<b>Industry</b>	<b>01.03.2021</b>	<b>04.03.2021</b>					<b>0.200</b>	<b>4.3%</b>
Baghdad Hotel	HBAG	Hotels & Tourism	24.03.2021	29.03.2021						

\*As of 31/03/2021

\*\* IBSB decided in its GA held on Jan. 14, 2021 to merge with Al-Zaki Group Company and increase the capital from IQD177.3 bn to IQD204.34 bn as a result of the merger. On Mar. 18, 2021, IBSB held a joint GM with the general authority of Al-Zaki Group Company regarding the merger and approved the articles of association prepared by the two companies. The capital reached IQD204.34 bn with the merger.

Source: RS, ISX

### ISX Companies which are not trading due to Iraqi Securities Commission's (ISC) Decision\*

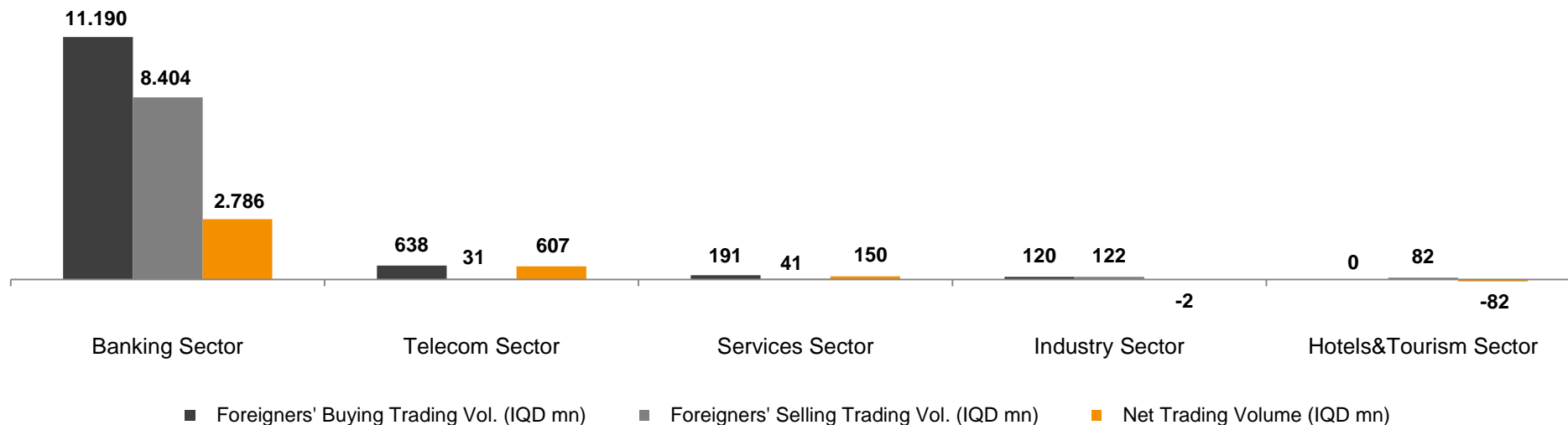
Company Name / Sector Name	ISX Code	Sector	Suspended from Trading
<b>Babylon Bank</b>	<b>BBAY</b>	<b>Banking</b>	<b>03.11.2020</b>
Dijlah & Furat Bank (NR)	BDFD	Banking	05.01.2017
<b>Dar Es Salaam Inv. Bank (NR)</b>	<b>BDSI</b>	<b>Banking</b>	<b>09.08.2016</b>
Economy Bank (NR)	BEFI	Banking	05.03.2017
<b>North Bank</b>	<b>BNOR</b>	<b>Banking</b>	<b>03.11.2020</b>
Union Bank (NR)	BUOI	Banking	06.08.2017
<b>Ashour Hotel (NR)</b>	<b>HASH</b>	<b>Hotels &amp; Tourism</b>	<b>08.07.2019</b>
Al-Sadeer Hotel	HSAD	Hotels & Tourism	03.11.2020
<b>AL-Badia for General Trans</b>	<b>SBAG</b>	<b>Services</b>	<b>06.07.2017</b>
Iraqi Land Transport	SILT	Services	03.11.2020

\*As of 31/03/2021

Source: RS, ISX

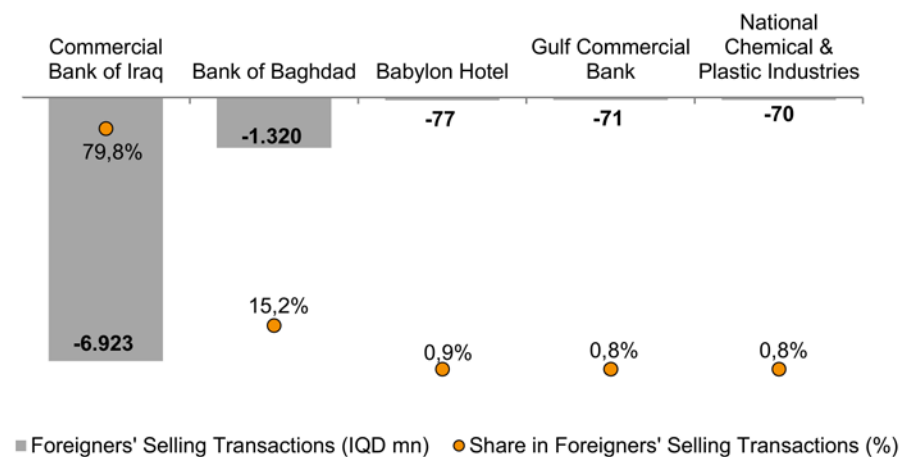
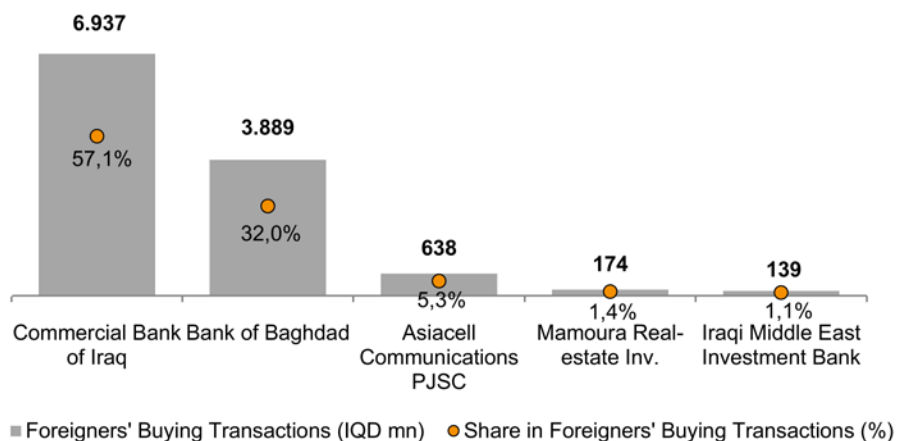
Company Name / Sector Name	ISX Code	Sector	Suspended from Trading
<b>Electronic Industries</b>	<b>IELI</b>	<b>Industry</b>	<b>06.08.2017</b>
Fallujah for Construction Mat. (NR)	IFCM	Industry	06.07.2015
<b>Al-Hilal Industries</b>	<b>IHLI</b>	<b>Industry</b>	<b>20.08.2019</b>
Iraqi Engineering Works	IIEW	Industry	20.08.2019
<b>Modern Construction Mat. (NR)</b>	<b>IMCM</b>	<b>Industry</b>	<b>06.07.2015</b>
Modern Paint Industries (NR)	IMPI	Industry	06.08.2015
<b>The Light and Mining Industries (NR)</b>	<b>ITLI</b>	<b>Industry</b>	<b>13.07.2016</b>
Modern Animal & Agr. Production	AMAP	Agriculture	20.08.2019
<b>AL- Batek Investment (NR)</b>	<b>VBAT</b>	<b>Investments</b>	<b>20.08.2019</b>

### Foreigners' Transactions\* (Ranked According to Net Trading Volumes) (IQD mn) - March 2021



Source: RS, ISX

### Top Five Companies according to Foreigners' Buying and Selling Transactions\* (March 2021)



## Monthly Transactions – ISX Listed Companies (March 2021)

ISX Code	Paid-in Capital (IQD mn)	Closing* Price (IQD)	Market Cap* (IQD mn)	Monthly Chg(%)**	Intra Month Closings High	Low	Trading Days	No of trans. (#)	No of traded shares (mn)	Monthly Turnover (IQD '000)	Note				
<b>Telecom Sector</b>															
Asiacell Communications PJSC	TASC	310,000	212	9.00	2,790,000	1,911.0	-3.0%	9.25	8.82	19	635	217	1,975,013	1,346,439	-
Al-Khatem Telecom (NR)	TZNI	1,829,783	1,253	2.35	4,299,989	2,945.2	-	2.40	2.35	2	2	9	21,718	14,806	-
<b>Total</b>		<b>2,139,783</b>	<b>1,466</b>		<b>7,089,989</b>	<b>4,856</b>					<b>637</b>	<b>226</b>	<b>1,996,731</b>	<b>1,361,244</b>	
<b>Banking Sector</b>															
Al-Arabiya Islamic Bank (NR)	BAAI	250,000	171	1.15	287,500	196.9	-	1.15	1.15	-	-	-	0	0	-
Asia Al Iraq Islamic Bank (NR)	BAIB	200,000	137	1.08	216,000	147.9	-	1.08	1.08	6	23	1,800	1,944,000	1,325,296	-
Ameen Al-Iraq Islamic Bank (NR)	BAME	150,000	103	1.00	150,000	102.7	-	1.00	1.00	1	6	0	12	8	-
Ashur International Bank	BASH	250,000	171	0.37	92,500	63.4	-	0.44	0.35	19	302	487	191,589	130,614	-
Babylon Bank	BBAY	250,000	171	0.07	17,500	12.0	-	0.07	0.07	-	-	-	0	0	Suspend/ISC
Bank of Baghdad	BBOB	250,000	171	0.65	162,500	111.3	-1.5%	0.84	0.65	19	1,326	10,504	7,964,811	5,429,904	-
Cihan Bank for Islamic & Finance	BCIH	255,000	175	2.29	583,950	400.0	-	2.29	2.29	-	-	-	0	0	-
Commercial Bank of Iraq	BCOI	250,000	171	0.47	117,500	80.5	6.8%	0.53	0.44	19	342	14,198	7,328,557	4,996,146	-
Dijlah & Furat Bank (NR)	BDFD	112,000	77	0.25	28,000	19.2	-	0.25	0.25	-	-	-	0	0	Suspend/ISC
Dar Es Salaam Inv. Bank (NR)***	BDSI	250,000	171	0.13	32,500	22.3	-	0.13	0.13	-	-	-	0	0	Suspend/ISC
Economy Bank (NR)	BEFI	250,000	171	0.53	132,000	90.4	-	0.53	0.53	-	-	-	0	0	Suspend/ISC
Elaf Islamic Bank	BELF	250,000	171	0.44	110,000	75.3	-12.0%	0.50	0.44	15	129	175	83,529	56,945	-
Erbil Bank for Invest. & Finance (NR)	BERI	265,000	182	0.11	29,150	20.0	-	0.11	0.11	-	-	-	0	0	-
Gulf Commercial Bank	BGUC	300,000	205	0.20	60,000	41.1	17.6%	0.24	0.16	18	924	7,441	1,575,310	1,073,947	-
Investment Bank of Iraq	BIBI	250,000	171	0.26	65,000	44.5	-	0.34	0.26	19	261	813	241,506	164,644	-
International Development Bank (NR)	BIDB	250,000	171	0.81	202,500	138.7	-	0.81	0.81	-	-	-	0	0	-
Iraqi Islamic Bank	BIIB	250,000	171	0.42	105,000	71.9	-	0.47	0.42	16	97	199	87,698	59,787	-
Iraqi Middle East Investment Bank	BIME	250,000	171	0.24	60,000	41.1	26.3%	0.30	0.19	19	1,135	10,645	2,631,103	1,793,719	-
Iraq Noor Islamic Bank (NR)	BINI	250,000	171	1.00	250,000	171.2	-	1.00	1.00	-	-	-	0	0	-
International Islamic Bank (NR)***	BINT	250,000	171	1.70	425,000	291.1	-	1.70	1.70	3	3	3	5,100	3,477	-
Al Janoob Islamic Bank (NR)	BJAB	250,000	171	1.00	250,000	171.2	-	1.00	1.00	-	-	-	0	0	-
Kurdistan International Islamic Bank	BKUI	400,000	274	1.01	404,000	276.7	-	1.01	1.01	2	2	1	1,279	872	-
Al-Ataa Islamic Bank (NR)	BLAD	250,000	171	0.17	42,500	29.1	13.3%	0.25	0.15	19	209	595	116,702	79,560	-
Mosul Bank	BMFI	252,500	173	0.16	40,400	27.7	6.7%	0.20	0.15	19	554	3,739	658,982	449,252	-
Al-Mansour Bank	BMNS	250,000	171	0.60	150,000	102.7	-	0.72	0.60	18	509	1,069	703,362	479,508	-
Al Mustashar Islamic Bank (NR)***	BMUI	250,000	171	1.00	250,000	171.2	-	0.00	0.00	-	-	-	0	0	-
National Islamic Bank	BNAI	251,000	172	1.05	263,550	180.5	6.1%	1.05	0.99	2	2	1	513	349	-
National Bank of Iraq	BNOI	250,000	171	1.00	250,000	171.2	28.2%	1.00	0.77	10	107	168	152,315	103,838	-
North Bank	BNOR	300,000	205	0.09	27,000	18.5	-	0.09	0.09	-	-	-	0	0	Suspend/ISC
Al-Qabedh Islamic Bank (NR)	BQAB	250,000	171	0.24	60,000	41.1	-	0.24	0.24	-	-	-	0	0	-
Al-Qurtas Islamic Bank (NR)	BQUR	250,000	171	1.00	250,000	171.2	-	1.00	1.00	-	-	-	0	0	-
Al-Rajih Islamic Bank for Inv.&Fin. (NR)	BRAJ	250,000	171	1.00	250,000	171.2	-	1.00	1.00	-	-	-	0	0	-
Credit Bank of Iraq (NR)	BROI	250,000	171	0.43	107,500	73.6	-10.4%	0.50	0.43	19	141	272	126,105	85,971	-
Region Trade Bank (NR)	BRTB	250,000	171	1.00	250,000	171.2	-	1.00	1.00	1	1	1	1,000	682	-
Sumer Commercial Bank	BSUC	250,000	171	0.40	100,000	68.5	-	0.40	0.40	11	39	221	88,235	60,153	-
Al Taif Islamic Bank (NR)	BTIB	153,000	105	1.00	153,000	104.8	-	1.00	1.00	1	1	2	2,000	1,363	-
Trans Iraq Bank for Investment	BTRI	264,000	181	1.00	264,000	180.8	-	1.00	1.00	-	-	-	0	0	-
Trust International Islamic Bank (NR)	BTRU	250,000	171	0.35	87,500	59.9	-	0.35	0.35	-	-	-	0	0	-
United Bank	BUND	300,000	205	0.14	42,000	28.8	7.7%	0.18	0.12	19	1,055	9,354	1,479,482	1,008,617	-
Union Bank (NR)	BUOI	252,000	173	0.29	73,080	50.1	-	0.29	0.29	-	-	-	0	0	Suspend/ISC
World Islamic Bank (NR)	BWOR	250,000	171	1.00	250,000	171.2	-	1.00	1.00	-	-	-	0	0	-
Zain Al-Iraq Islamic Bank (NR)	BZII	250,000	171	0.37	92,500	63.4	-	0.37	0.37	-	-	-	0	0	-
<b>Total</b>		<b>10,454,500</b>	<b>7,161</b>		<b>6,783,630</b>	<b>4,646.3</b>					<b>7,168</b>	<b>61,690</b>	<b>25,383,192</b>	<b>17,304,652</b>	

Source: RS, ISX



## Monthly Transactions – ISX Listed Companies (March 2021)

Industry Sector	ISX Code	Paid-in Capital (IQD mn)	Closing* (\$ mn)	Price (IQD)	Market Cap* (IQD mn)	(\$ mn)	Monthly Chg(%)**	Intra Month Closings High	Low	Trading Days	No of trans. (#)	No of traded shares (mn)	Monthly Turnover (IQD '000)	(\$)	Note
Baghdad for Packing Materials	IBPM	1,080	1	2.00	2,160	1.5	2.6%	2.00	1.95	4	5	2	3,199	2,181	-
Baghdad Soft Drinks	IBSD	177,333	121	4.60	815,733	558.7	-	4.60	4.60	-	-	-	0	0	Suspend/GA
Electronic Industries	IELI	18,000	12	0.45	8,100	5.5	-	0.45	0.45	-	-	-	0	0	Suspend/ISC
Fallujah for Construction Mat. (NR)	IFCM	3,120	2	1.51	4,711	3.2	-	1.51	1.51	-	-	-	0	0	Suspend/ISC
Nationality H. Furniture (NR)***	IHFI	1,660	1	1.35	2,241	1.5	-	1.35	1.35	1	1	0	346	236	-
Al-Hilal Industries	IHLI	12,375	8	0.48	5,940	4.1	-	0.48	0.48	-	-	-	0	0	Suspend/ISC
Iraqi for Carton Manufactures	IICM	7,590	5	1.07	8,121	5.6	296.3%	1.16	0.27	15	186	117	123,464	84,170	-
Iraqi Date Processing & Marketing	IIDP	17,250	12	1.22	21,045	14.4	-1.6%	1.26	1.20	18	237	282	347,602	236,973	-
Iraqi Engineering Works	IIEW	1,500	1	0.82	1,230	0.8	-	0.82	0.82	-	-	-	0	0	Suspend/ISC
Iraqi For Tufted Carpets	IITC	500	0	12.00	6,000	4.1	9.1%	12.00	11.00	11	40	2	22,310	15,210	-
Al -Khazer for Construction M. (NR)	IKHC	1,100	1	0.85	935	0.6	-15.8%	1.01	0.85	1	1	1	1,020	695	-
AL- Kindi of Veterinary Vac.	IKLV	5,940	4	1.57	9,326	6.4	-1.9%	1.62	1.57	18	215	148	233,748	159,354	-
Al-Mansour Pharmaceutical Industries	IMAP	6,469	4	1.80	11,645	8.0	7.8%	1.80	1.69	19	596	394	685,544	467,361	-
Modern Chemical Industries (NR)	IMCI	180	0	69.10	12,438	8.5	-	69.10	69.10	5	14	20	1,412,395	962,882	-
Modern Construction Mat. (NR)	IMCM	5,371	4	0.47	2,524	1.7	-	0.47	0.47	-	-	-	0	0	Suspend/ISC
Metallic & Bicycles Industries	IMIB	7,500	5	3.10	23,250	15.9	20.6%	3.84	2.82	16	270	24	82,109	55,977	-
Modern Sewing***	IMOS	2,000	1	6.95	13,900	9.5	-6.1%	7.75	6.95	11	30	5	36,330	24,768	-
Modern Paint Industries (NR)	IMPI	9,214	6	1.25	11,517	7.9	-	1.25	1.25	-	-	-	0	0	Suspend/ISC
National Chemical & Plastic Industries	INCP	15,188	10	2.61	39,639	27.2	-0.4%	2.80	2.57	19	279	163	429,150	292,567	-
Ready Made Clothes	IRMC	1,593	1	9.50	15,136	10.4	-6.2%	10.13	9.50	4	8	0	3,109	2,119	-
The Light and Mining Industries (NR)	ITLI	16,800	12	0.31	5,208	3.6	-	0.31	0.31	-	-	-	0	0	Suspend/ISC
<b>Total</b>		<b>311,763</b>	<b>214</b>		<b>1,020,801</b>	<b>699.2</b>					<b>1,882</b>	<b>1,159</b>	<b>3,380,327</b>	<b>2,304,493</b>	
<b>Hotels&amp;Tourism Sector</b>															
Ashour Hotel (NR)	HASH	376	0	6.40	2,409	1.6	-	6.40	6.40	-	-	-	0	0	Suspend/ISC
Baghdad Hotel	HBAG	3,844	3	8.25	31,713	21.7	-0.6%	8.48	8.10	6	19	8	61,282	41,778	-
Babylon Hotel	HBAY	2,000	1	73.00	146,000	100.0	10.6%	79.50	65.00	19	264	4	267,143	182,121	-
Ishtar Hotels	HISH	3,500	2	10.49	36,715	25.1	-0.1%	10.50	10.25	7	26	4	41,027	27,969	-
Karbala Hotels***	HKAR	7,500	5	0.99	7,425	5.1	16.5%	1.00	0.86	12	38	13	11,995	8,178	-
Mansour Hotel	HMAN	2,923	2	11.00	32,153	22.0	-4.3%	11.50	11.00	5	7	0	4,119	2,808	-
National for Tourist Investment	HNTI	6,253	4	8.05	50,338	34.5	-0.7%	8.15	7.85	9	21	21	169,334	115,441	-
Palestine Hotel	HPAL	4,470	3	8.90	39,783	27.2	-	9.00	8.90	8	42	5	42,732	29,132	-
Al-Sadeer Hotel***	HSAD	1,363	1	10.70	14,583	10.0	-	10.70	10.70	-	-	-	0	0	Suspend/ISC
Mosul Dam Tourist Village (NR)	HTVM	240	0	5.30	1,272	0.9	10.4%	5.30	4.80	4	5	0	1,757	1,197	-
<b>Total</b>		<b>32,469</b>	<b>22</b>		<b>362,391</b>	<b>248.2</b>					<b>422</b>	<b>54</b>	<b>599,388</b>	<b>408,625</b>	

Source: RS, ISX

## Monthly Transactions – ISX Listed Companies (March 2021)

	ISX Code	Paid-in Capital (IQD mn)	Closing* Price (IQD)	Market Cap* (IQD mn)	Monthly Chg(%)**	Intra Month Closings High	Low	Trading Days	No of trans. (#)	No of traded shares (mn)	Monthly Turnover (IQD '000)	Note	
<b>Services Sector</b>													
Al-Ameen Estate Inv. (NR)	SAEI	6,960	5	4,942	1.4%	0.75	0.70	5	13	7	5,154	3,514	-
AL-Badia for General Trans	SBAG	2,200	2	1,298	-	0.59	0.59	-	-	-	0	0	Suspend/ISC
Baghdad Passengers Transport	SBPT	1,000	1	24,000	4.3%	24.00	23.00	12	35	1	26,559	18,106	-
Ibdaa Al-Sharq Al-Awsat G. Cont. (NR)	SIBD	3,000	2	0	0.0	-	-	-	-	-	0	0	-
Iraqi for General Transp. (NR)	SIGT	3,900	3	6,045	1.3%	1.58	1.48	19	288	122	186,918	127,429	-
Iraqi Land Transport	SILT	14,000	10	21,700	-	1.55	1.55	-	-	-	0	0	Suspend/ISC
Kharkh Tour Amuzement City***	SKTA	1,500	1	4,995	3.7%	3.47	3.08	18	603	166	549,456	374,585	-
Al-Mosul for Funfairs	SMOF	1,000	1	14,000	6.9%	14.39	13.00	13	79	7	89,170	60,791	-
Mamoura Real-estate Inv.	SMRI	22,780	16	59,911	8.7%	2.99	2.33	19	532	209	563,987	384,490	-
AL-Nukhba for Construction	SNUC	2,066	1	826	-4.8%	0.42	0.40	1	2	1	400	273	-
<b>Total</b>		<b>58,406</b>	<b>40</b>	<b>137,717</b>	<b>94.3</b>				<b>1,552</b>	<b>513</b>	<b>1,421,645</b>	<b>969,187</b>	
<b>Agriculture Sector</b>													
Al-Ahlyia for Agricultural Prod.	AAHP	575	0	569	-6.6%	1.06	0.99	4	8	2	1,850	1,261	-
Iraqi Agr. Prod. Mark. Meat	AIPM	5,000	3	23,000	-5.2%	4.84	4.60	11	36	3	14,277	9,733	-
Iraqi Agricultural Products	AIRP	360	0	5,472	-21.0%	19.23	15.20	7	8	0	2,655	1,810	-
Iraqi for Seed Production***	AISP	15,000	10	130,500	2.4%	8.70	8.10	19	712	131	1,103,246	752,123	-
Modern Animal & Agr. Production	AMAP	4,101	3	861	-	0.21	0.21	-	-	-	0	0	Suspend/ISC
Middle East Producing & Marketing-Fish	AMEF	300	0	3,450	18.6%	11.50	9.70	9	14	1	6,102	4,160	-
AL - Rebas for Poultry & Feed	AREB	30,000	21	-	-	0.00	0.00	-	-	-	0	0	-
<b>Total</b>		<b>55,336</b>	<b>38</b>	<b>163,853</b>	<b>112.2</b>				<b>778</b>	<b>137</b>	<b>1,128,129</b>	<b>769,087</b>	
<b>Insurance Sector</b>													
AHliya For Insurance (NR)	NAHF	7,000	5	3,150	2.2	0.45	0.45	-	-	-	0	0	-
Al-Ameen for Insurance***	NAME	5,000	3	2,950	2.0	0.59	0.54	6	9	43	23,401	15,953	-
Dar Al-Salam for Insurance (NR)	NDSA	7,000	5	4,550	3.1	0.69	0.65	1	1	0	71	48	-
Gulf Insurance&Reinsurance***	NGIR	7,000	5	4,480	3.1	0.64	0.64	3	5	5	2,880	1,963	-
Al-Hamraa for Insurance (NR)***	NHAM	25,000	17	20,940	14.3	0.84	0.84	-	-	-	0	0	-
<b>Total</b>		<b>51,000</b>	<b>35</b>	<b>36,070</b>	<b>24.7</b>				<b>15</b>	<b>48</b>	<b>26,351</b>	<b>17,965</b>	

Source: RS, ISX

## Monthly Transactions – ISX Listed Companies (March 2021)

	ISX Code	Paid-in Capital (IQD mn)	Closing* (\$ mn)	Price (IQD)	Market Cap* (IQD mn)	(\$ mn)	Monthly Chg(%)**	Intra Month Closings High	Low	Trading Days	No of trans. (#)	No of traded shares (mn)	Monthly Turnover (IQD '000)	(\$)	Note
<b>Investment Sector</b>															
Al-Ameen Financial Inv. (NR)	VAMF	1,500	1	0.70	1,050	0.7	-2.8%	0.72	0.70	1	5	153	106,791	72,803	-
AL- Batek Investment (NR)	VBAT	1,000	1	0.45	450	0.3	-	0.45	0.45	-	-	-	0	0	Suspend/ISC
Al-Khair for Financial Inv. (NR)	VKHF	7,000	5	0.12	840	0.6	33.3%	0.16	0.09	10	22	223	29,207	19,912	-
Bain Al-Nahrain Financial Inv. (NR)	VMES	1,000	1	0.90	900	0.6	-	0.90	0.90	1	1	0	7	5	-
AL-Wiaam for Financial Inv. (NR)	VWIF	2,000	1	0.54	1,080	0.7	-16.9%	0.65	0.54	1	1	6	2,986	2,036	-
Al-Zawraa for Financial Inv. (NR)	VZAF	1,150	1	0.33	380	0.3	-	0.33	0.33	1	5	169	55,659	37,945	-
<b>Total</b>		<b>13,650</b>	<b>9</b>		<b>4,700</b>	<b>3.2</b>					<b>34</b>	<b>550</b>	<b>194,650</b>	<b>132,700</b>	
<b>Grand Total</b>		<b>13,116,907</b>	<b>8,984</b>		<b>15,599,150</b>	<b>10,684</b>					<b>12,488</b>	<b>64,376</b>	<b>34,130,413</b>	<b>23,267,953</b>	

\*As of 31/03/2021

\*\*According to adjusted closing prices.

\*\*\*When the original shares resume trading, we start using the number of shares that the company will reach after the capital increase with the assumption that the capital increase was reflected to the price of the shares. We use the new capital in calculating Mcap.

Note: "(NR)": These are the companies which are trading in the Non-Regular market (in compliance with Iraq Securities Commission law numbered 132/9 on 20/12/2012). These companies were moved to the secondary market (non-regular) because of the decrease in their trading volume and the number of days that these companies are being traded for. Please note, according to the Regulations of the Secondary Market, in each trading session, the average share price will be calculated for each share. The maximum increase and decrease of +/- 20% will be based on the average price in the previous session. The price should be valid during three effective trading sessions after the listing, and it will be free in the first trading session after capital increasing.

Source: RS, ISX

### Cross Transactions (March 2021)

Company Name	ISX Code	Number of Cross Transactions	Total number of shares (mn)	Total Value of the Cross Transaction (IQD mn)	Percentage Share in Paid-in Capital
Commercial Bank of Iraq	BCOI	2	13,329	6,922	5.3%
<b>Iraqi Middle East Investment Bank</b>	<b>BIME</b>	<b>1</b>	<b>495</b>	<b>94</b>	<b>0.2%</b>
Modern Chemical Industries (NR)	IMCI	1	16	1,133	9.1%

**For any inquiries, contact:**

**Research**

Aysegul Ozge Ozgur (SVP, Head of Research)  
[aozgur@rs.iq](mailto:aozgur@rs.iq)

Tugba Tan (Analyst)  
[ttan@rs.iq](mailto:ttan@rs.iq)

Lana Nihad (Junior Analyst)  
[lnihad@rs.iq](mailto:lnihad@rs.iq)

[research@rs.iq](mailto:research@rs.iq)  
 Tel: +90 212 219 2524

**Trading**

[traders@rs.iq](mailto:traders@rs.iq)  
 Tel: +964 783 534 5151

**Info**

[info@rs.iq](mailto:info@rs.iq)  
 Tel: +964 (770) 450 7463

**RS Bloomberg page:** <RSIQ>

**RS Website:** [RS.IQ](http://RS.IQ)



Asiacell has won "EMEA Finance's Best IPO in EMEA award" in EMEA Finance's Achievement Awards 2013.  
 (Arranger of the deal: Rabee Securities (RS))



Asiacell was named the winner of the corporate finance category in the 2013 Association of Corporate Treasures Middle East Deals (ACTME) of the Year Awards.  
 (Arranger of the deal: Rabee Securities (RS))



**TMT FINANCE MIDDLE EAST & NORTH AFRICA  
 2013 CONFERENCE & AWARDS WINNERS**

**EQUITY CAPITAL MARKETS DEAL OF THE YEAR -  
 ASIACELL IPO ADVISED BY RABEE SECURITIES**



RS is a proud supporter of the Iraq Pavilion in Venice Biennale. 2011 - 2013 - 2015 - 2017

**Baghdad, HQ**

903/14/19  
 Karada  
 Baghdad, Iraq  
 Tel: +964 783 534 5151

**Erbil**

Italian Village Offices  
 Office No: 32  
 Erbil, Iraq  
 Tel: +964 (770) 473 9999

**Suleymani**

Rand Gallery  
 Office No: 4, Floor: 6  
 Suleymani, Iraq  
 Tel: +964 (770) 651 9944

**Istanbul Rep. Office**

Halaskargazi cad. No: 103/16  
 Osmanbey, Istanbul, Turkey  
 Tel: +90 (212) 219 2524  
 Mob: +90 539 456 4566

**DISCLAIMER**

This publication may not be reproduced, modified, or re-disseminated in whole or in part without the prior written permission of Rabee Securities. The information provided herein is of a general nature and for informational purposes only and is not intended to serve as an offer or solicitation with respect to the purchase or sale of any security, or as a recommendation to adopt any particular trading strategy. Such information is subject to change without prior notice. Although Rabee Securities obtains information from sources it considers reliable, Rabee Securities makes no representations or warranties, express or implied, as to the information's accuracy or completeness. Furthermore, such information may be incomplete or condensed. Rabee Securities, its affiliates, directors, employees, assigns, agents, and successors bear no liability for any errors or omissions in this publication or for any losses arising from the use of or reliance upon this information. This limitation on liability applies to direct, indirect, consequential, special, punitive, or other damages, as well as damages for loss of profits or business interruption. Investors shall bear all responsibility for investment decisions taken on the basis of the contents of this report. Rabee Securities strongly advises potential investors to seek financial guidance when determining whether an investment is appropriate to their needs. All estimates included in this report constitute Rabee Securities' opinion as of the date published on the report and are subject to change without notice.