

RS - Iraq Stock Exchange (ISX) Monthly Report

Rabee Securities (RS**)**

*Website: **RS.IQ***

*Bloomberg page: <**RS.IQ**>*

ISX - Performance

	End of Apr.'21	Change (m/m)	Change (ytd)
CBI Auction Price of Iraqi Dinar (IQD/\$)	1460	0%	0%
Market Exchange Rate (IQD/\$)	1490	2.1%	4.9%
RSISX Closing (IQD)	947	8.8%	30.5%
Mcap of ISX (IQD bn)	15,983	2.5%	10.6%
Mcap of ISX (\$ mn)	10,727	0.4%	5.4%

	Apr.'21	Change (m/m)	Change (y/y)
Trading Vol (IQD bn)	60.9	78%	4042%
Trading Vol (\$ mn)	41.1	76%	3385%
Traded Shares (bn)	41.7	-35%	1747%
Number of Transactions ('000)	13.1	5%	3107%
Foreigners' Share in Trading Vol. (%)	3.7%	-26.8ppt	-2.7ppt

	4M21	Change (y/y)
Trading Vol (IQD bn)	145.7	25%
Trading Vol (\$ mn)	99.2	4%
Traded Shares (bn)	175.2	134%
Number of Transactions ('000)	44.8	88%
Foreigners' Share in Trading Vol. (%)	11.4%	5.5ppt

	End of Mar.'21	End of Apr.'21
Number of ISX Companies*	103	103

No. of Companies Suspended from Trading due to

General Assembly	2	2
ISC	19	19
Total Number of Suspended Comp.	21	21
Number of Tradable Companies	82	82

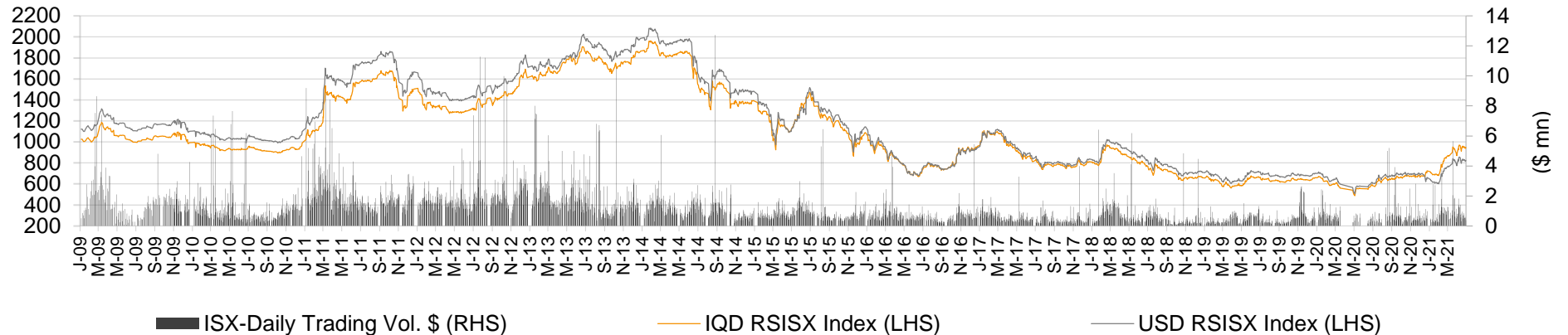
	Mar.'21 (m/m)	Apr.'21 (m/m)
Number of Companies (Price Up)	26	29
Number of Companies (Price Down)	21	25

Source: RS, ISX

* 46 out of 103 listed companies are trading in the Non-Regular Market

RSISX Index

Rabee Securities (RS) Index - RSISX Index

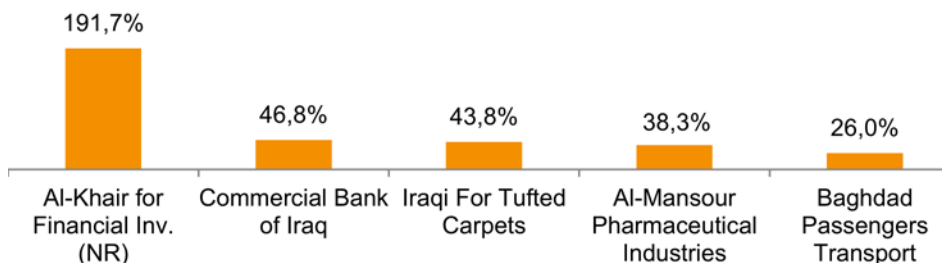


Source: RS, ISX
As of 29/04/2021

Top Five (April 2021)

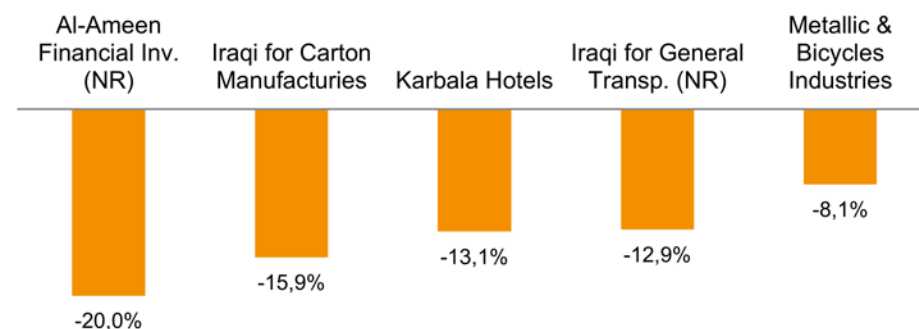
Best Performers*

	ISX Code	Closing Price (IQD)	% Chg. (m/m)
Al-Khair for Financial Inv. (NR)	VKHF	0.35	191.7%
Commercial Bank of Iraq	BCOI	0.69	46.8%
Iraqi For Tufted Carpets	IITC	17.25	43.8%
Al-Mansour Pharmaceutical Industries	IMAP	2.49	38.3%
Baghdad Passengers Transport	SBPT	30.25	26.0%



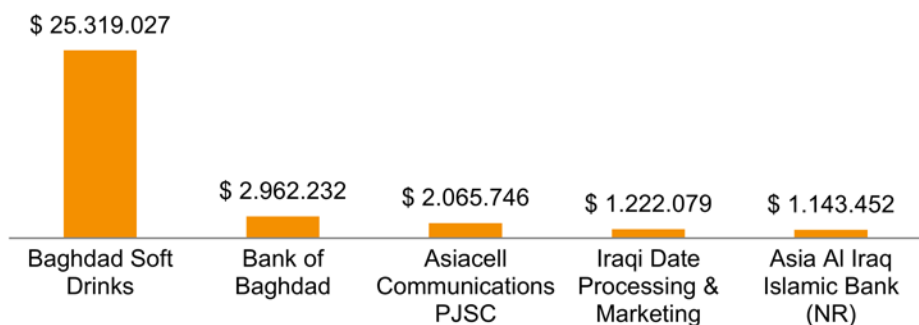
Worst Performers

	ISX Code	Closing Price (IQD)	% Chg. (m/m)
Al-Ameen Financial Inv. (NR)	VAMF	0.56	-20.0%
Iraqi for Carton Manufacturies	IICM	0.90	-15.9%
Karbala Hotels	HKAR	0.86	-13.1%
Iraqi for General Transp. (NR)	SIGT	1.35	-12.9%
Metallic & Bicycles Industries	IMIB	2.85	-8.1%



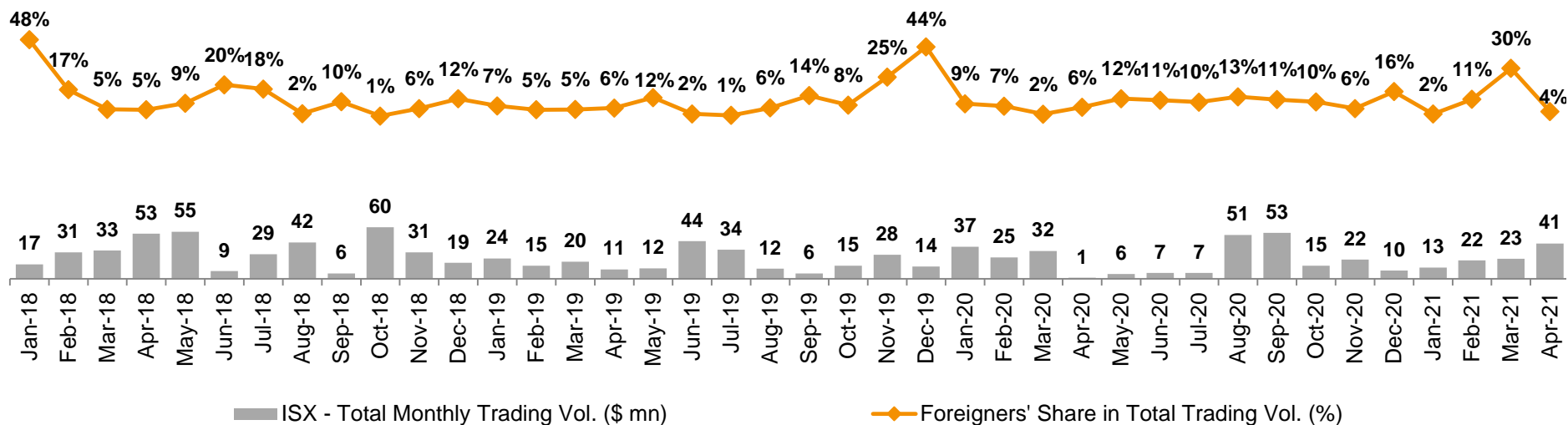
Top 5 Trading Volume

	ISX Code	Trading Vol. (\$)/m*	Share in total T. Volume
Baghdad Soft Drinks	IBSD	25,319,027	61.7%
Bank of Baghdad	BBOB	2,962,232	7.2%
Asiacell Communications PJSC	TASC	2,065,746	5.0%
Iraqi Date Processing & Marketing	IIDP	1,222,079	3.0%
Asia Al Iraq Islamic Bank (NR)	BAIB	1,143,452	2.8%

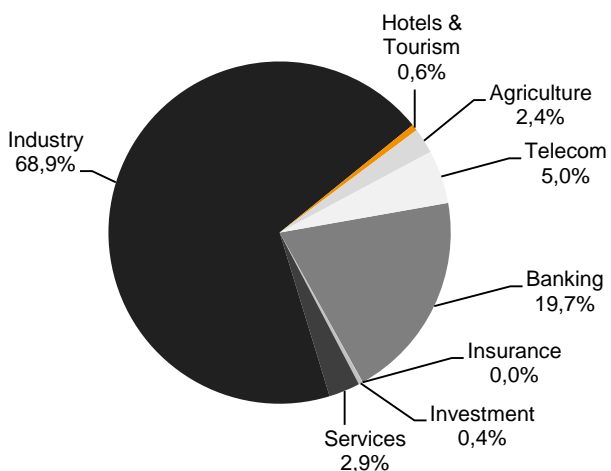


*Cross Transactions: Baghdad Soft Drinks (IBSD) (7.0 bn number of shares, IQD35.0 bn, 3.5% of paid-in capital)

ISX - Total Monthly Trading Volume (\$ mn) & Foreigners' Share in Total Trading Vol. (%)

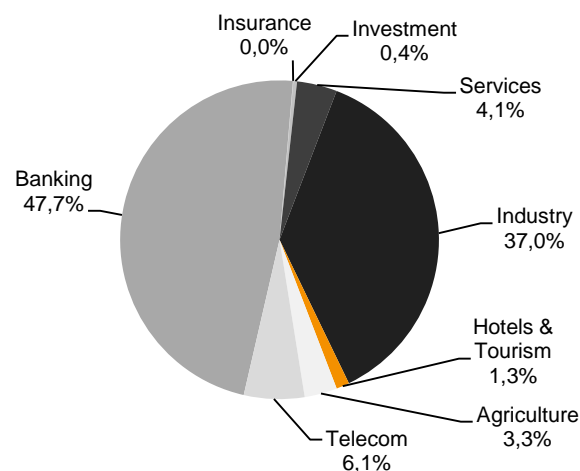


Breakdown of Total Trading Volume in April 2021 (\$41.1 mn) (including cross transactions)



Source: RS, ISX

Breakdown of Total Trading Volume in 4M21 (\$99.2 mn) (including cross transactions)



Source: RS, ISX

Recent General Assembly Meetings (Ranked based on ISX Code)

Company Name	ISX Code	Suspended from Trading	GA Date	Resumed Trading*	New Shares Resumed Trading	Rights issue (%)	Bonus issue (%)	Paid-in Capital BEFORE the increase (IQD bn)	Paid-in Capital AFTER the increase** (IQD bn)	Cash dividend (IQD per share)	Dividend Yield (%)
Iraqi Agr. Prod. Mark. Meat	AIPM	07.02.2021	10.02.2021		17.02.2021					0.05	1.1%
Iraqi Agricultural Products	AIRP	24.12.2020	29.12.2020		07.01.2021					0.50	4.0%
Ameen Al-Iraq Islamic Bank (NR)	BAME	07.02.2021	16.02.2021	25.02.2021							
Commercial Bank of Iraq	BCOI	24.01.2021	27.01.2021		04.02.2021					0.03	5.8%
Elaf Islamic Bank	BELF	18.01.2021	28.01.2021	04.02.2021							
Kurdistan International Islamic Bank	BKUI	15.12.2020	19.12.2020	21.12.2020							
Al-Ataa Islamic Bank (NR)	BLAD	20.04.2021	02.05.2021								
Al-Ataa Islamic Bank (NR)	BLAD	28.01.2021	09.02.2021	14.02.2021							
National Islamic Bank	BNAI	15.02.2021	18.02.2021	02.03.2021							
National Bank of Iraq	BNOI	15.03.2021	18.03.2021		25.03.2021					0.08	9.2%
Al-Qurtas Islamic Bank (NR)	BQUR	01.12.2020	05.12.2020	16.12.2020							
Al Taif Islamic Bank (NR)	BTIB	23.02.2021	01.03.2021	04.03.2021		32.7%		153.00	203.00		
Trans Iraq Bank for Investment	BTRI	07.04.2021	12.04.2021	19.04.2021							
Trust International Islamic Bank (NR)	BTRU	08.04.2021	13.04.2021	21.04.2021							
Baghdad Hotel	HBAG	24.03.2021	29.03.2021	01.04.2021							
Baghdad Hotel	HBAG	09.12.2020	15.12.2020		04.01.2021					0.50	6.3%
Babylon Hotel	HBAY	17.12.2020	22.12.2020		24.12.2020					1.50	1.9%
National for Tourist Investment	HNTI	27.04.2021	02.05.2021								
Baghdad Soft Drinks	IBSD	01.03.2021	18.03.2021	05.04.2021				177.30	204.34****		
Baghdad Soft Drinks	IBSD	01.03.2021	04.03.2021		05.04.2021					0.20	4.3%
Baghdad Soft Drinks	IBSD	11.01.2021	14.01.2021	20.01.2021				177.30	204.34****		
Nationality H. Furniture (NR)	IHFI	19.04.2021	22.04.2021	29.02.2021							
Al-Mansour Pharmaceutical Industries	IMAP	26.01.2021	31.01.2021	03.02.2021							
National Chemical & Plastic Industries	INCP	16.12.2020	21.12.2020	04.01.2021							
Ready Made Clothes	IRMC	07.01.2021	12.01.2021		19.01.2021					0.07	0.7%
AHliya For Insurance (NR)	NAHF	01.03.2021	04.03.2021	11.03.2021							
Al-Ameen for Insurance	NAME	09.02.2021	14.02.2021	23.02.2021							
Gulf Insurance&Reinsurance	NGIR	11.03.2021	15.03.2021	23.03.2021							
Baghdad Passengers Transport	SBPT	07.12.2020	20.12.2020		22.12.2020					1.50	7.2%
Kharkh Tour Amuzement City	SKTA	26.01.2021	30.01.2021	03.02.2021		50.0%		1.00	1.50		
Al-Mosul for Funfairs	SMOF	08.03.2021	11.03.2021	16.03.2021							
Asiacell Communications PJSC	TASC	12.01.2021	17.01.2021	21.01.2021							

Source: RS, ISX

*If there is a capital increase, this date shows the date when original shares resumed trading.

**Paid-in Capital AFTER the increase shows the capital the company reached / will reach after the completion of the capital increase processes.

***When the original shares resume trading, we start using the number of shares that the company will reach after the capital increase with the assumption that the capital increase was reflected to the price of the shares.

****IBSD decided in its GA held on Jan. 14, 2021 to merge with Al-Zaki Group Company and increase the capital from IQD177.3 bn to IQD204.34 bn as a result of the merger. On Mar. 18, 2021, IBSD held a joint GM with the general authority of Al-Zaki Group Company regarding the merger and approved the articles of association prepared by the two companies. The capital reached IQD204.34 bn with the merger.

Capital Increase and Cash Dividend Distribution Processes:

The first step in any capital increase or dividend distribution is announcing a General Assembly meeting. Each company must notify the ISC and ISX that it will hold its General Assembly meeting 15 days prior to the meeting date. Shares are normally suspended from trading three business days before any General Assembly meeting (Please note that the ex-date for capital increases and dividend distributions is referred to as "Trading-Suspension day"). In case the meeting agenda included discussion of capital increase and/or cash dividends distribution, the General Assembly votes on the capital increase percentage and how they will raise this amount (bonus/rights). General Assemblies also vote on the percentage of cash dividend distribution. When a company decides to increase its capital through rights issue, it invites investors to subscribe for the newly offered shares. According to Iraqi Companies Law, subscription period is normally 30 days (the first 15 days are for existing shareholders, the second 15 days are for public) that could be extended to 60 days if the offered shares are not fully subscribed. The Iraqi Company Registrar must approve the capital increase (in both cases, bonus and rights issue). For cash dividend distribution, most companies decide to distribute cheques with the cash dividend amount and shareholders can go to the company to receive these cheques. There is not strict timeline for this procedure; therefore, the process could take long time.

ISX Companies which are not trading due to General Assembly Meetings*

Company Name	ISX Code	Sector	Suspended from Trading	GA Date	Rights issue (%)	Bonus issue (%)	Paid-in Capital BEFORE the increase (IQD bn)	Paid-in Capital AFTER the increase (IQD bn)	Cash dividend (IQD per share)	Dividend Yield (%)
Al-Ataa Islamic Bank (NR)	BLAD	Banking	20.04.2021	02.05.2021						
National Company for Tourism Investment	HNTI	Hotels & Tourism	27.04.2021	02.05.2021						

*As of 29/04/2021

Source: RS, ISX

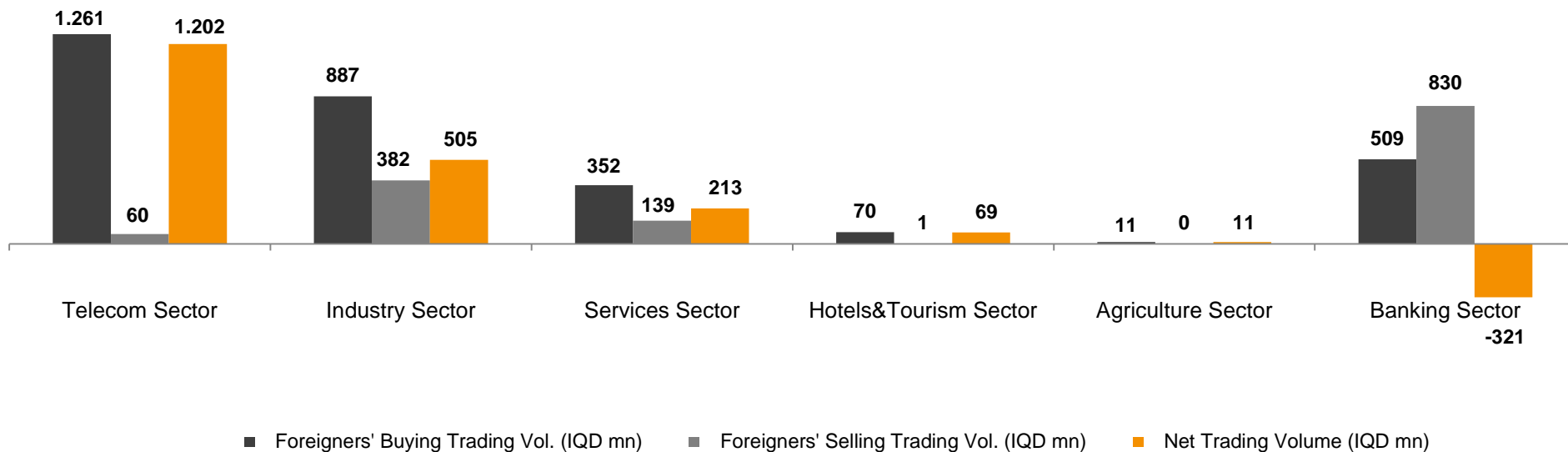
ISX Companies which are not trading due to Iraqi Securities Commission's (ISC) Decision*

Company Name / Sector Name	ISX Code	Sector	Suspended from Trading	Company Name / Sector Name	ISX Code	Sector	Suspended from Trading
Babylon Bank	BBAY	Banking	03.11.2020	Electronic Industries	IELI	Industry	06.08.2017
Dijlah & Furat Bank (NR)	BDFD	Banking	05.01.2017	Fallujah for Construction Mat. (NR)	IFCM	Industry	06.07.2015
Dar Es Salaam Inv. Bank (NR)	BDSI	Banking	09.08.2016	Al-Hilal Industries	IHLI	Industry	20.08.2019
Economy Bank (NR)	BEFI	Banking	05.03.2017	Iraqi Engineering Works	IIEW	Industry	20.08.2019
North Bank	BNOR	Banking	03.11.2020	Modern Construction Mat. (NR)	IMCM	Industry	06.07.2015
Union Bank (NR)	BUOI	Banking	06.08.2017	Modern Paint Industries (NR)	IMPI	Industry	06.08.2015
Ashour Hotel (NR)	HASH	Hotels & Tourism	08.07.2019	The Light and Mining Industries (NR)	ITLI	Industry	13.07.2016
Al-Sadeer Hotel	HSAD	Hotels & Tourism	03.11.2020	Modern Animal & Agr. Production	AMAP	Agriculture	20.08.2019
AL-Badia for General Trans	SBAG	Services	06.07.2017	AL- Batek Investment (NR)	VBAT	Investments	20.08.2019
Iraqi Land Transport	SILT	Services	03.11.2020				

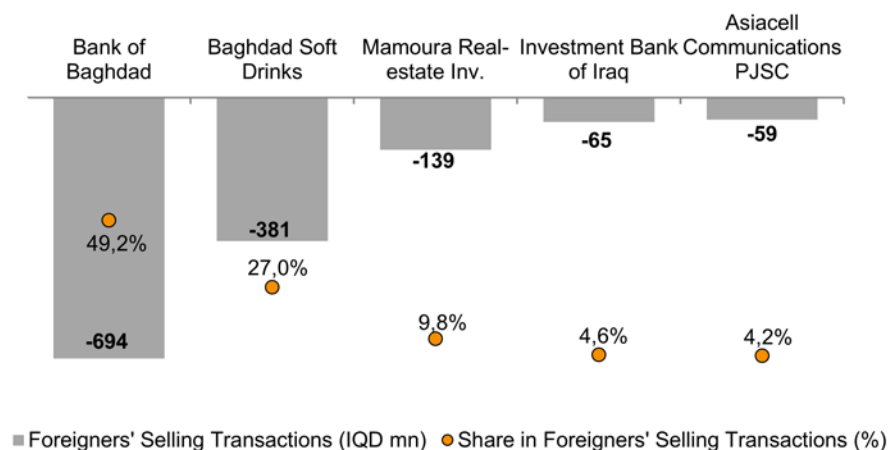
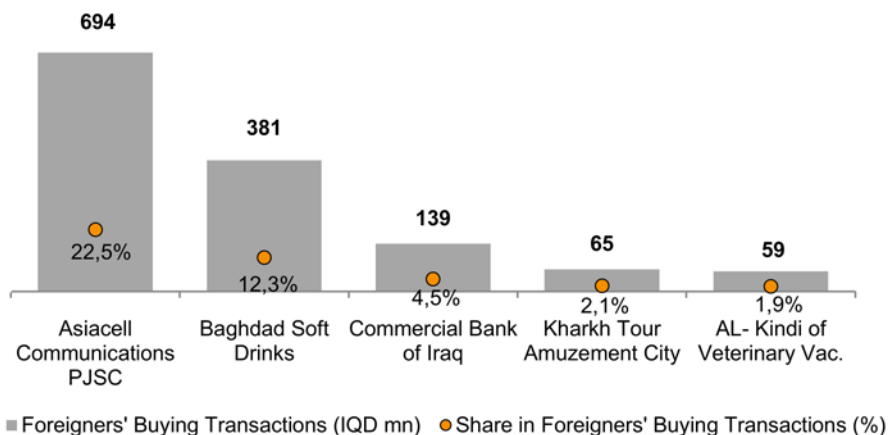
*As of 29/04/2021

Source: RS, ISX

Foreigners' Transactions* (Ranked According to Net Trading Volumes) (IQD mn) - April 2021



Top Five Companies according to Foreigners' Buying and Selling Transactions* (April 2021)



Monthly Transactions – ISX Listed Companies (April 2021)

ISX Code	Paid-in Capital (IQD mn)	Closing* Price (IQD)	Market Cap* (IQD mn)	Monthly Chg(%)**	Intra Month Closings High	Low	Trading Days	No of trans. (#)	No of traded shares (mn)	Monthly Turnover (IQD '000)	Note				
Telecom Sector															
Asiacell Communications PJSC	TASC	310,000	208	8.97	2,780,700	1,866.2	-0.3%	9.22	8.85	21	786	339	3,061,239	2,065,746	-
Al-Khatem Telecom (NR)	TZNI	1,829,783	1,228	2.36	4,318,287	2,898.2	0.4%	2.39	2.35	6	7	2	3,681	2,484	-
Total		2,139,783	1,436		7,098,987	4,764					793	341	3,064,920	2,068,230	
Banking Sector															
Al-Arabiya Islamic Bank (NR)	BAAI	250,000	168	1.15	287,500	193.0	-	1.15	1.15	-	-	-	0	0	-
Asia Al Iraq Islamic Bank (NR)	BAIB	200,000	134	1.08	216,000	145.0	-	1.08	1.08	5	21	1,569	1,694,488	1,143,452	-
Ameen Al-Iraq Islamic Bank (NR)	BAME	150,000	101	1.00	150,000	100.7	-	1.00	1.00	-	-	-	0	0	-
Ashur International Bank	BASH	250,000	168	0.42	105,000	70.5	13.5%	0.45	0.40	18	206	324	135,188	91,226	-
Babylon Bank	BBAY	250,000	168	0.07	17,500	11.7	-	0.07	0.07	-	-	-	0	0	Suspend/ISC
Bank of Baghdad	BBOB	250,000	168	0.67	167,500	112.4	3.1%	0.76	0.67	21	1,389	6,089	4,389,745	2,962,232	-
Cihan Bank for Islamic & Finance	BCIH	255,000	171	2.29	583,950	391.9	-	2.29	2.29	-	-	-	0	0	-
Commercial Bank of Iraq	BCOI	250,000	168	0.69	172,500	115.8	46.8%	0.70	0.51	21	653	1,885	1,173,099	791,616	-
Dijlah & Furat Bank (NR)	BDFD	112,000	75	0.25	28,000	18.8	-	0.25	0.25	-	-	-	0	0	Suspend/ISC
Dar Es Salaam Inv. Bank (NR)***	BDSI	250,000	168	0.13	32,500	21.8	-	0.13	0.13	-	-	-	0	0	Suspend/ISC
Economy Bank (NR)	BEFI	250,000	168	0.53	132,000	88.6	-	0.53	0.53	-	-	-	0	0	Suspend/ISC
Elaf Islamic Bank	BELF	250,000	168	0.47	117,500	78.9	6.8%	0.51	0.44	13	47	162	79,378	53,565	-
Erbil Bank for Invest. & Finance (NR)	BERI	265,000	178	0.11	29,150	19.6	-	0.11	0.11	-	-	-	0	0	-
Gulf Commercial Bank	BGUC	300,000	201	0.23	69,000	46.3	15.0%	0.25	0.22	21	817	4,562	1,056,194	712,727	-
Investment Bank of Iraq	BIBI	250,000	168	0.30	75,000	50.3	15.4%	0.33	0.28	20	304	901	276,235	186,405	-
International Development Bank (NR)	BIDB	250,000	168	0.81	202,500	135.9	-	0.81	0.81	-	-	-	0	0	-
Iraqi Islamic Bank	BIIB	250,000	168	0.43	107,500	72.1	2.4%	0.48	0.43	16	33	22	9,829	6,632	-
Iraqi Middle East Investment Bank	BIME	250,000	168	0.24	60,000	40.3	-	0.27	0.22	21	777	5,368	1,346,035	908,314	-
Iraq Noor Islamic Bank (NR)	BINI	250,000	168	1.00	250,000	167.8	-	1.00	1.00	-	-	-	0	0	-
International Islamic Bank (NR)***	BINT	250,000	168	1.70	425,000	285.2	-	1.70	1.70	-	-	-	0	0	-
Al Janoob Islamic Bank (NR)	BJAB	250,000	168	1.00	250,000	167.8	-	1.00	1.00	-	-	-	0	0	-
Kurdistan International Islamic Bank	BKUI	400,000	268	1.01	404,000	271.1	-	1.01	1.01	2	5	1	579	391	-
Al-Ataa Islamic Bank (NR)	BLAD	250,000	168	0.20	50,000	33.6	17.6%	0.21	0.18	10	60	162	32,233	21,751	Suspend/GA
Mosul Bank	BMFI	252,500	169	0.19	47,975	32.2	18.8%	0.21	0.17	20	470	2,791	552,931	373,122	-
Al-Mansour Bank	BMNS	250,000	168	0.63	157,500	105.7	5.0%	0.66	0.62	20	258	420	268,861	181,429	-
Al Mustashar Islamic Bank (NR)	BMUI	250,000	168	1.00	250,000	167.8	-	0.00	0.00	-	-	-	0	0	-
National Islamic Bank	BNAI	251,000	168	1.00	251,000	168.5	-4.8%	1.05	1.00	2	3	0	260	176	-
National Bank of Iraq	BNOI	250,000	168	1.00	250,000	167.8	-	1.10	1.00	14	120	123	129,479	87,373	-
North Bank	BNOR	300,000	201	0.09	27,000	18.1	-	0.09	0.09	-	-	-	0	0	Suspend/ISC
Al-Qabedh Islamic Bank (NR)	BQAB	250,000	168	0.24	60,000	40.3	-	0.24	0.24	-	-	-	0	0	-
Al-Qurtas Islamic Bank (NR)	BQUR	250,000	168	1.00	250,000	167.8	-	1.00	1.00	-	-	-	0	0	-
Al-Rajih Islamic Bank for Inv.&Fin. (NR)	BRAJ	250,000	168	1.00	250,000	167.8	-	1.00	1.00	-	-	-	0	0	-
Credit Bank of Iraq (NR)	BROI	250,000	168	0.42	105,000	70.5	-2.3%	0.49	0.41	18	80	70	31,155	21,024	-
Region Trade Bank (NR)	BRTB	250,000	168	1.00	250,000	167.8	-	1.00	1.00	1	2	0	4	3	-
Sumer Commercial Bank	BSUC	250,000	168	0.38	95,000	63.8	-5.0%	0.40	0.38	7	19	119	47,646	32,152	-
Al Taif Islamic Bank (NR)	BTIB	153,000	103	1.00	153,000	102.7	-	1.00	1.00	-	-	-	0	0	-
Trans Iraq Bank for Investment	BTRI	264,000	177	1.00	264,000	177.2	-	1.00	1.00	-	-	-	0	0	-
Trust International Islamic Bank (NR)	BTRU	250,000	168	0.35	87,500	58.7	-	0.35	0.35	-	-	-	0	0	-
United Bank	BUND	300,000	201	0.17	51,000	34.2	21.4%	0.18	0.15	20	588	4,616	767,364	517,823	-
Union Bank (NR)	BUOI	252,000	169	0.29	73,080	49.0	-	0.29	0.29	-	-	-	0	0	Suspend/ISC
World Islamic Bank (NR)	BWOR	250,000	168	1.00	250,000	167.8	-	1.00	1.00	-	-	-	0	0	-
Zain Al-Iraq Islamic Bank (NR)	BZII	250,000	168	0.37	92,500	62.1	-	0.37	0.37	-	-	-	0	0	-
Total		10,454,500	7,016		6,896,655	4,628.6					5,852	29,184	11,990,703	8,091,413	

Source: RS, ISX

Monthly Transactions – ISX Listed Companies (April 2021)

ISX Code	Paid-in Capital (IQD mn)	Closing* (\$ mn)	Closing* Price (IQD)	Market Cap* (IQD mn)	Market Cap* (\$ mn)	Monthly Chg(%)**	Intra Month Closings High	Intra Month Closings Low	Trading Days	No of trans. (#)	No of traded shares (mn)	Monthly Turnover (IQD '000)	Monthly Turnover (\$)	Note	
Industry Sector															
Baghdad for Packing Materials	IBPM	1,080	1	1.95	2,106	1.4	-2.5%	2.00	1.95	4	8	2	3,132	2,114	-
Baghdad Soft Drinks	IBSD	204,335	137	5.07	1,035,980	695.3	15.2%	5.11	4.40	19	1,285	7,512	37,520,387	25,319,027	-
Electronic Industries	IELI	18,000	12	0.45	8,100	5.4	-	0.45	0.45	-	-	-	0	0	Suspend/ISC
Fallujah for Construction Mat. (NR)	IFCM	3,120	2	1.51	4,711	3.2	-	1.51	1.51	-	-	-	0	0	Suspend/ISC
Nationality H. Furniture (NR)***	IHFI	1,660	1	1.40	2,324	1.6	3.7%	1.40	1.35	3	8	2	2,820	1,903	-
Al-Hilal Industries	IHLI	12,375	8	0.48	5,940	4.0	-	0.48	0.48	-	-	-	0	0	Suspend/ISC
Iraqi for Carton Manufactures	IICM	7,590	5	0.90	6,831	4.6	-15.9%	1.19	0.87	20	317	269	285,698	192,791	-
Iraqi Date Processing & Marketing	IIDP	17,250	12	1.24	21,390	14.4	1.6%	1.33	1.22	17	194	1,443	1,811,004	1,222,079	-
Iraqi Engineering Works	IIEW	1,500	1	0.82	1,230	0.8	-	0.82	0.82	-	-	-	0	0	Suspend/ISC
Iraqi For Tufted Carpets	IITC	500	0	17.25	8,625	5.8	43.8%	17.25	12.25	11	52	2	26,083	17,601	-
Al -Khazer for Construction M. (NR)	IKHC	1,100	1	0.82	902	0.6	-3.5%	1.02	0.82	3	5	0	137	93	-
AL- Kindi of Veterinary Vac.	IKLV	5,940	4	1.92	11,405	7.7	22.3%	1.98	1.62	18	257	252	452,523	305,366	-
Al-Mansour Pharmaceutical Industries	IMAP	6,469	4	2.49	16,108	10.8	38.3%	2.54	1.90	21	852	364	857,387	578,571	-
Modern Chemical Industries (NR)	IMCI	180	0	74.00	13,320	8.9	7.1%	74.00	69.10	4	18	9	628,960	424,427	-
Modern Construction Mat. (NR)	IMCM	5,371	4	0.47	2,524	1.7	-	0.47	0.47	-	-	-	0	0	Suspend/ISC
Metallic & Bicycles Industries	IMIB	7,500	5	2.85	21,375	14.3	-8.1%	3.25	2.85	13	62	9	28,267	19,075	-
Modern Sewing***	IMOS	2,000	1	6.70	13,400	9.0	-3.6%	7.20	6.56	11	28	2	16,068	10,842	-
Modern Paint Industries (NR)	IMPI	9,214	6	1.25	11,517	7.7	-	1.25	1.25	-	-	-	0	0	Suspend/ISC
National Chemical & Plastic Industries	INCP	15,188	10	2.48	37,665	25.3	-5.0%	2.70	2.45	19	205	114	296,626	200,166	-
Ready Made Clothes	IRMC	1,593	1	9.30	14,818	9.9	-2.1%	9.50	9.30	5	7	0	2,054	1,386	-
The Light and Mining Industries (NR)	ITLI	16,800	11	0.31	5,208	3.5	-	0.31	0.31	-	-	-	0	0	Suspend/ISC
Total		338,765	227		1,245,480	835.9					3,298	9,980	41,931,147	28,295,440	
Hotels&Tourism Sector															
Ashour Hotel (NR)	HASH	376	0	6.40	2,409	1.6	-	6.40	6.40	-	-	-	0	0	Suspend/ISC
Baghdad Hotel	HBAG	3,844	3	8.12	31,213	20.9	-1.6%	8.35	8.00	17	76	17	141,615	95,563	-
Baby Ion Hotel	HBAY	2,000	1	79.00	158,000	106.0	8.2%	83.00	73.75	15	124	2	161,186	108,770	-
Ishtar Hotels	HISH	3,500	2	10.20	35,700	24.0	-2.8%	10.50	10.20	8	11	1	14,873	10,036	-
Karbala Hotels***	HKAR	7,500	5	0.86	6,450	4.3	-13.1%	0.99	0.86	5	21	3	2,715	1,832	-
Mansour Hotel	HMAN	2,923	2	11.00	32,153	21.6	-	11.00	11.00	3	8	0	2,638	1,780	-
National for Tourist Investment	HNTI	6,253	4	8.19	51,214	34.4	1.7%	8.25	8.05	9	17	2	14,089	9,507	Suspend/GA
Palestine Hotel	HPAL	4,470	3	8.30	37,101	24.9	-6.7%	8.74	8.30	10	36	3	23,259	15,695	-
Al-Sadeer Hotel***	HSAD	1,363	1	10.70	14,583	9.8	-	10.70	10.70	-	-	-	0	0	Suspend/ISC
Mosul Dam Tourist Village (NR)	HTVM	240	0	5.23	1,255	0.8	-1.3%	5.50	5.00	5	13	1	2,924	1,973	-
Total		32,469	22		370,078	248.4					306	29	363,298	245,156	

Source: RS, ISX

Monthly Transactions – ISX Listed Companies (April 2021)

ISX Code	Paid-in Capital (IQD mn)	Closing* Price (IQD)	Market Cap* (IQD mn)	Monthly Chg(%)**	Intra Month Closings High	Low	Trading Days	No of trans. (#)	No of traded shares (mn)	Monthly Turnover (IQD '000)	Note				
Services Sector															
Al-Ameen Estate Inv. (NR)	SAEI	6,960	5	0.70	4,872	3.3	-1.4%	0.71	0.67	2	3	0	172	116	-
AL-Badia for General Trans	SBAG	2,200	1	0.59	1,298	0.9	-	0.59	0.59	-	-	-	0	0	Suspend/ISC
Baghdad Passengers Transport	SBPT	1,000	1	30.25	30,250	20.3	26.0%	33.88	24.10	19	189	4	127,331	85,924	-
Ibdaa Al-Sharq Al-Awsat G. Cont. (NR)	SIBD	3,000	2	0.00	0	0.0	-	-	-	-	-	-	-	-	-
Iraqi for General Transp. (NR)	SIGT	3,900	3	1.35	5,265	3.5	-12.9%	1.56	1.35	18	67	24	35,783	24,147	-
Iraqi Land Transport	SILT	14,000	9	1.55	21,700	14.6	-	1.55	1.55	-	-	-	0	0	Suspend/ISC
Kharkh Tour Amuzement City***	SKTA	1,500	1	3.40	5,100	3.4	2.1%	3.51	3.15	21	812	337	1,110,368	749,284	-
Al-Mosul for Funfairs	SMOF	1,000	1	13.90	13,900	9.3	-0.7%	14.95	13.90	14	86	6	89,880	60,652	-
Mamoura Real-estate Inv.	SMRI	22,780	15	2.32	52,850	35.5	-4.5%	2.76	2.32	21	410	169	427,951	288,785	-
AL-Nukhba for Construction	SNUC	2,066	1	0.39	806	0.5	-2.5%	0.40	0.38	6	9	4	1,534	1,035	-
Total		58,406	39		136,040	91.3					1,576	545	1,793,020	1,209,943	
Agriculture Sector															
Al-Ahlyia for Agricultural Prod.	AAHP	575	0	1.00	575	0.4	1.0%	1.05	0.99	5	7	1	1,002	676	-
Iraqi Agr. Prod. Mark. Meat	AIPM	5,000	3	4.50	22,500	15.1	-2.2%	4.79	4.50	8	25	2	7,277	4,911	-
Iraqi Agricultural Products	AIRP	360	0	15.05	5,418	3.6	-1.0%	15.25	14.50	6	7	14	209,912	141,650	-
Iraqi for Seed Production***	AISP	15,000	10	10.64	159,600	107.1	22.3%	10.74	9.00	21	1,085	130	1,244,108	839,533	-
Modern Animal & Agr. Production	AMAP	4,101	3	0.21	861	0.6	-	0.21	0.21	-	-	-	0	0	Suspend/ISC
Middle East Prod. & Marketing-Fish	AMEF	300	0	11.45	3,435	2.3	-0.4%	12.50	11.00	6	14	0	3,186	2,150	-
AL - Rebas for Poultry & Feed	AREB	30,000	20	-	-	-	-	0.00	0.00	-	-	-	0	0	-
Total		55,336	37		192,389	129.1					1,138	147	1,465,486	988,920	
Insurance Sector															
AHliya For Insurance (NR)	NAHF	7,000	5	0.50	3,500	2.3	11.1%	0.50	0.44	4	4	1	291	197	-
Al-Ameen for Insurance***	NAME	5,000	3	0.62	3,100	2.1	5.1%	0.62	0.57	5	7	28	17,026	11,489	-
Dar Al-Salam for Insurance (NR)	NDSA	7,000	5	0.75	5,250	3.5	15.4%	0.75	0.65	1	1	0	38	25	-
Gulf Insurance&Reinsurance***	NGIR	7,000	5	0.64	4,480	3.0	-	0.64	0.64	1	1	0	96	65	-
Al-Hamraa for Insurance (NR)***	NHAM	25,000	17	0.84	20,940	14.1	-	0.84	0.84	-	-	-	0	0	-
Total		51,000	34		37,270	25.0					13	28	17,451	11,776	

Source: RS, ISX

Monthly Transactions – ISX Listed Companies (April 2021)

	ISX Code	Paid-in Capital		Closing*	Market Cap*		Monthly	Intra Month Closings		Trading	No of	No of traded	Monthly Turnover		Note
		(IQD mn)	(\$ mn)	Price (IQD)	(IQD mn)	(\$ mn)	Chg(%)**	High	Low	Days	trans. (#)	shares (mn)	(IQD '000)	(\$)	
Investment Sector															
Al-Ameen Financial Inv. (NR)	VAMF	1,500	1	0.56	840	0.6	-20.0%	0.70	0.56	1	1	0	63	43	-
AL- Batek Investment (NR)	VBAT	1,000	1	0.45	450	0.3	-	0.45	0.45	-	-	-	0	0	Suspend/ISC
Al-Khair for Financial Inv. (NR)	VKHF	7,000	5	0.35	2,450	1.6	191.7%	0.40	0.11	14	76	1,422	230,618	155,623	-
Bain Al-Nahrain Financial Inv. (NR)	VMES	1,000	1	0.90	900	0.6	-	0.90	0.90	-	-	-	0	0	-
AL-Wiaam for Financial Inv. (NR)	VWIF	2,000	1	0.54	1,080	0.7	-	0.54	0.54	-	-	-	0	0	-
Al-Zawraa for Financial Inv. (NR)	VZAF	1,150	1	0.33	380	0.3	-	0.33	0.33	-	-	-	0	0	-
Total		13,650	9		6,100	4.1					77	1,423	230,681	155,665	
Grand Total		13,143,909	8,821		15,982,999	10,727					13,053	41,677	60,856,705	41,066,543	

*As of 29/04/2021

**According to adjusted closing prices.

***When the original shares resume trading, we start using the number of shares that the company will reach after the capital increase with the assumption that the capital increase was reflected to the price of the shares. We use the new capital in calculating Mcap.

Note: "(NR)": These are the companies which are trading in the Non-Regular market (in compliance with Iraq Securities Commission law numbered 132/9 on 20/12/2012). These companies were moved to the secondary market (non-regular) because of the decrease in their trading volume and the number of days that these companies are being traded for. Please note, according to the Regulations of the Secondary Market, in each trading session, the average share price will be calculated for each share. The maximum increase and decrease of +/- 20% will be based on the average price in the previous session. The price should be valid during three effective trading sessions after the listing, and it will be free in the first trading session after capital increasing.

Source: RS, ISX

Cross Transactions (April 2021)

Company Name	ISX Code	Number of Cross Transactions	Total number of shares (mn)	Total Value of the Cross Transaction (IQD mn)	Percentage Share in Paid-in Capital
Baghdad Soft Drinks	IBSD	2	7,000	35,000	3.5%

For any inquiries, contact:

Research

Aysegul Ozge Ozgur (SVP, Head of Research)
aozgur@rs.iq

Tugba Tan (Analyst)
ttan@rs.iq

Lana Nihad (Junior Analyst)
lnihad@rs.iq

research@rs.iq
 Tel: +90 212 219 2524

Trading


traders@rs.iq
 Tel: +964 783 534 5151

Info


info@rs.iq
 Tel: +964 (770) 450 7463

RS Bloomberg page: <RSIQ>

RS Website: RS.IQ



Asiacell has won “EMEA Finance’s Best IPO in EMEA award” in EMEA Finance’s Achievement Awards 2013.
 (Arranger of the deal: Rabee Securities (RS))



Asiacell was named the winner of the corporate finance category in the 2013 Association of Corporate Treasures Middle East Deals (ACTME) of the Year Awards.
 (Arranger of the deal: Rabee Securities (RS))



emeafinance
 Europe • Middle East • Africa
 Best Brokerage House in Iraq
 2011 - 2013 - 2014 - 2015
 Rabee Securities
 Member of the Iraq Stock Exchange



TMT FINANCE MIDDLE EAST & NORTH AFRICA
 2013 CONFERENCE & AWARDS WINNERS
 EQUITY CAPITAL MARKETS DEAL OF THE YEAR -
 ASIACELL IPO ADVISED BY RABEE SECURITIES



RS is a proud supporter of the Iraq Pavilion in Venice Biennale. 2011 - 2013 - 2015 - 2017

Baghdad, HQ
 903/14/19
 Karada
 Baghdad, Iraq
 Tel: +964 783 534 5151

Erbil
 Italian Village Offices
 Office No: 32
 Erbil, Iraq
 Tel: +964 (770) 473 9999

Suleymani
 Rand Gallery
 Office No: 4, Floor: 6
 Suleymani, Iraq
 Tel: +964 (770) 651 9944

Istanbul Rep. Office
 Halaskargazi cad. No: 103/16
 Osmanbey, Istanbul, Turkey
 Tel: +90 (212) 219 2524
 Mob: +90 539 456 4566

DISCLAIMER

This publication may not be reproduced, modified, or re-disseminated in whole or in part without the prior written permission of Rabee Securities. The information provided herein is of a general nature and for informational purposes only and is not intended to serve as an offer or solicitation with respect to the purchase or sale of any security, or as a recommendation to adopt any particular trading strategy. Such information is subject to change without prior notice. Although Rabee Securities obtains information from sources it considers reliable, Rabee Securities makes no representations or warranties, express or implied, as to the information's accuracy or completeness. Furthermore, such information may be incomplete or condensed. Rabee Securities, its affiliates, directors, employees, assigns, agents, and successors bear no liability for any errors or omissions in this publication or for any losses arising from the use of or reliance upon this information. This limitation on liability applies to direct, indirect, consequential, special, punitive, or other damages, as well as damages for loss of profits or business interruption. Investors shall bear all responsibility for investment decisions taken on the basis of the contents of this report. Rabee Securities strongly advises potential investors to seek financial guidance when determining whether an investment is appropriate to their needs. All estimates included in this report constitute Rabee Securities’ opinion as of the date published on the report and are subject to change without notice.