

RS - Iraq Stock Exchange (ISX) Monthly Report

Rabee Securities (RS**)**

*Website: **RS.IQ***

*Bloomberg page: <**RS.IQ**>*

Table (1.0): ISX - Performance

	End of Jun.'22	Change (m/m)	Change (ytd)
CBI Auction Price of Iraqi Dinar (IQD/\$)	1460	0%	0%
Market Exchange Rate (IQD/\$)	1485	0%	0.3%
RSISX Closing (IQD)	968	3.3%	5.4%
RSISX Closing (USD)	846	3.3%	5.1%
Mcap of ISX (IQD bn)	15,834	-0.5%	1.7%
Mcap of ISX (\$ mn)	10,663	-0.5%	1.3%

	Jun.'22	Change (m/m)	Change (y/y)
Trading Vol (IQD bn)	36.5	-47%	-73%
Trading Vol (\$ mn)	24.5	-47%	-72%
Traded Shares (bn)	25.5	-64%	-82%
Number of Transactions ('000)	14.3	37%	31%
Foreigners' Share in Trading Vol. (%)	16.6%	13.1ppt	8.4ppt

	6M22	Change (y/y)
Trading Vol (IQD bn)	371.0	-20%
Trading Vol (\$ mn)	250.8	-20%
Traded Shares (bn)	357.8	-29%
Number of Transactions ('000)	68.4	9%
Foreigners' Share in Trading Vol. (%)	5.4%	-1.2ppt

	End of May'22	End of Jun.'22
Number of ISX Companies*	103	103

No. of Companies Suspended from Trading due to		
General Assembly	7	5
ISC	14	14
Total Number of Suspended Comp.	21	19
Number of Tradable Companies	82	84

	May'22 (m/m)	Jun.'22 (m/m)
Number of Companies (Price Up)	17	26
Number of Companies (Price Down)	34	26

Source: RS, ISX

* 40 out of 103 listed companies are trading in the Non-Regular Market

Chart (1.0): RSISX Index

Rabee Securities (RS) Index - RSISX Index



Source: RS, ISX
As of 30/06/2022

Top Five (June 2022)

Table (1.1): Best Performers

	ISX Code	Closing Price (IQD)	% Chg. (m/m)
Gulf Insurance&Reinsurance	NGIR	0.42	68.0%
Al-Zawraa for Financial Inv. (NR)	VZAF	0.31	55.0%
AL-Nukhba for Construction	SNUC	0.54	50.0%
Mamoura Real-estate Inv.	SMRI	4.95	48.2%
Dar Al-Salam for Insurance (NR)	NDSA	0.55	41.0%

Chart (1.1): Best Performers

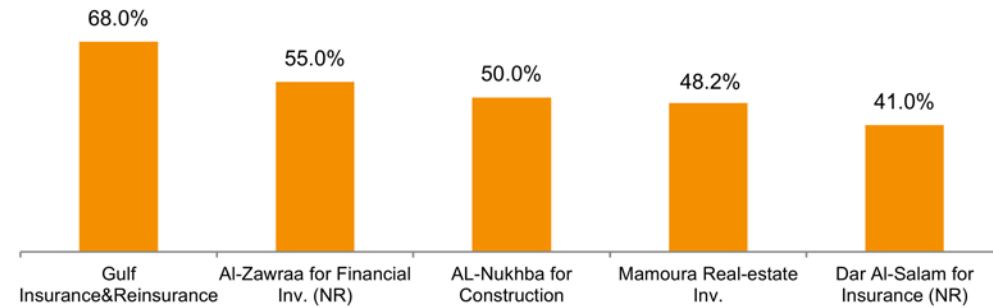


Table (1.2): Worst Performers

	ISX Code	Closing Price (IQD)	% Chg. (m/m)
Ready Made Clothes	IRMC	6.50	-30.0%
Iraqi Islamic Bank	BIIB	0.43	-20.4%
United Bank	BUND	0.08	-20.0%
Ashour Hotel (NR)	HASH	8.22	-13.5%
Al-Hilal Industries	IHLI	0.74	-12.9%

Chart (1.2): Worst Performers

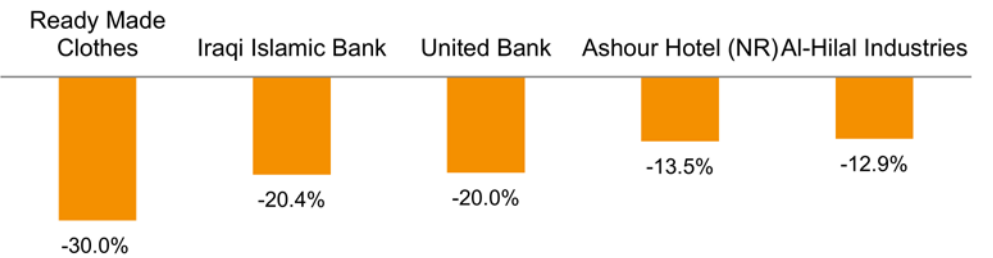


Table (1.3): Top 5 Trading Volume

	ISX Code	Trading Vol. (\$)/m	Share in total T. Volume
Asiacell Communications PJSC	TASC	4,515,574	18.4%
Bank of Baghdad	BBOB	4,130,488	16.8%
International Islamic Bank (NR)	BINT	4,090,402	16.7%
Baghdad Soft Drinks	IBSD	1,889,827	7.7%
Iraqi for Seed Production	AISP	1,590,585	6.5%

Chart (1.3): Top 5 Trading Volume

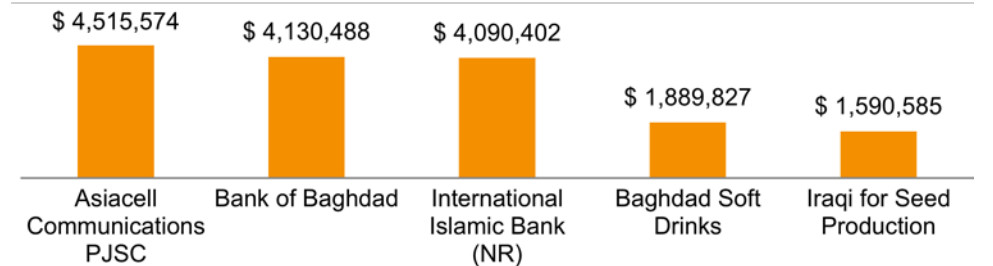


Chart (1.4): ISX - Total Monthly Trading Volume (\$ mn) & Foreigners' Share in Total Trading Vol. (%)

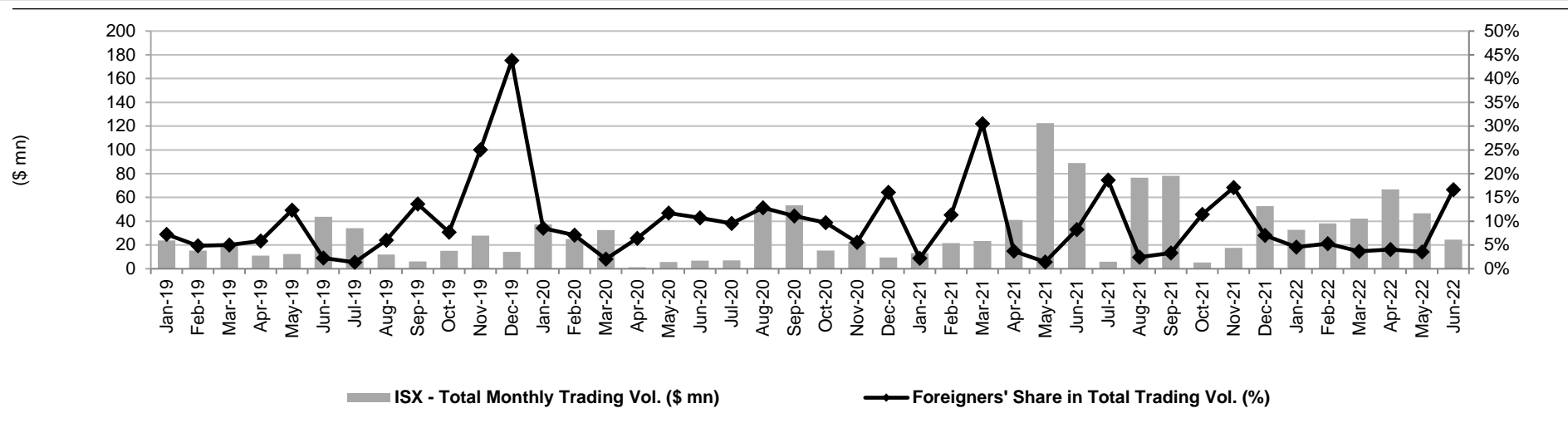
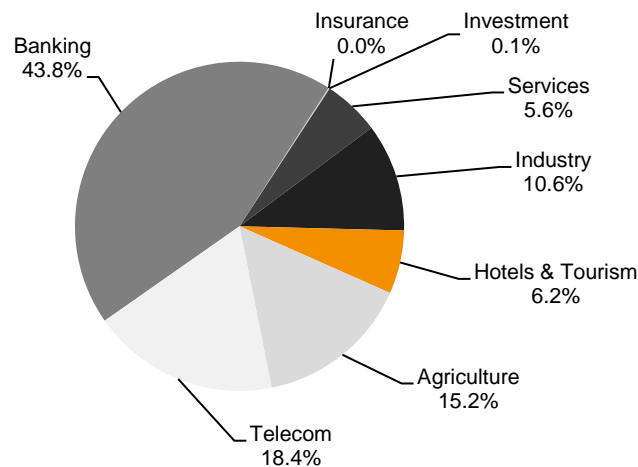
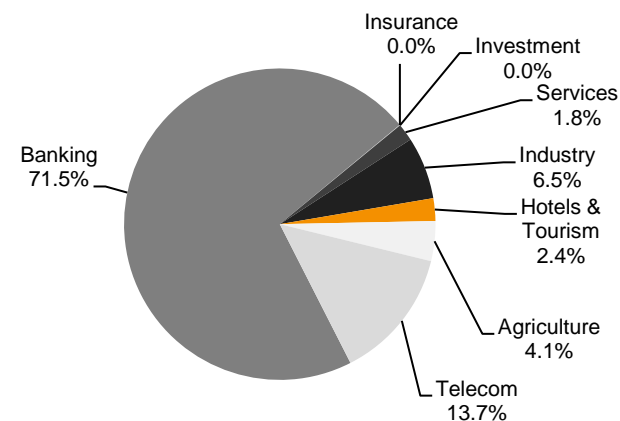


Chart (1.5): Breakdown of Total Trading Volume in June 2022 (\$24.5 mn) (including cross transactions)



Source: RS, ISX

Chart (1.6): Breakdown of Total Trading Volume in 6M22 (\$250.8 mn) (including cross transactions)



Source: RS, ISX

Table (1.4): Recent General Assembly Meetings (Ranked based on ISX Code)

Company Name	ISX Code	Suspended from Trading	GA Date	Resumed Trading*	New Shares Resumed Trading	Rights issue (%)	Bonus issue (%)	Paid-in Capital BEFORE the increase (IQD bn)	Paid-in Capital AFTER the increase** (IQD bn)	Cash dividend (IQD per share)	Dividend Yield (%)
Middle East Prod. & Marketing-Fish	AMEF	24.05.2022	26.05.2022	08.06.2022							
Ameen Al-Iraq Islamic Bank (NR)	BAME	31.05.2022	05.06.2022	23.06.2022		25.0%		200.00	250.00		
Al-Mashreq Al-Arabi Islamic Bank (NR)	BAMS	07.06.2022	12.06.2022	15.06.2022							
Al-Mashreq Al-Arabi Islamic Bank (NR)	BAMS	22.02.2022	26.02.2022	08.03.2022		25.0%		200.00	250.00		
Commercial Bank of Iraq	BCOI	28.03.2022	31.03.2022	13.04.2022							
International Islamic Bank (NR)	BINT	17.07.2022	20.07.2022								
Al Janoob Islamic Bank (NR)	BJAB	25.05.2022	30.05.2022	14.06.2022							
Al-Mansour Bank	BMNS	05.06.2022	08.06.2022		22.06.2022						
National Islamic Bank	BNAI	26.06.2022	29.06.2022								
National Bank of Iraq	BNOI	20.03.2022	24.03.2022	31.03.2022							
Region Trade Bank (NR)	BRTB	10.02.2022	15.02.2022	22.02.2022							
Al Taif Islamic Bank	BTIB	07.06.2022	12.06.2022	22.06.2022							
Trans Iraq Bank for Investment	BTRI	06.06.2022	09.06.2022								
Trust International Islamic Bank (NR)	BTRU	24.03.2022	29.03.2022		13.04.2022					0.01	2.9%
Union Bank (NR)	BUOI	10.05.2022	14.05.2022	22.05.2022							
World Islamic Bank (NR)	BWOR	28.02.2022	03.03.2022	28.06.2022		4.0%		250.00	260.00		
Zain Al-Iraq Islamic Bank (NR)	BZII	22.05.2022	25.05.2022	19.06.2022							
Baghdad Hotel	HBAG	28.03.2022	31.03.2022		04.04.2022					0.28	3.2%
Ishtar Hotels	HISH	27.03.2022	30.03.2022	19.04.2022	09.06.2022		100.0%	3.50	7.00		
Mansour Hotel	HMAN	27.04.2022	09.05.2022	22.05.2022							
National Company for Tourism Inv.	HNTI	14.06.2022	26.06.2022		30.06.2022					0.24	2.3%
National Company for Tourism Inv.	HNTI	15.02.2022	20.02.2022	19.04.2022							
Al-Sadeer Hotel	HSAD	12.06.2022	15.06.2022	27.06.2022							
Baghdad Soft Drinks	IBSD	18.04.2022	21.04.2022		27.04.2022					0.25	5.3%
Iraqi Date Processing & Marketing	IIDP	25.05.2022	30.05.2022	26.05.2022							
AL-Kindi of Veterinary Vac.	IKLV	03.02.2022	15.02.2022	24.02.2022							
Al-Mansour Pharmaceutical Industries	IMAP	26.04.2022	07.05.2022	10.05.2022		61.4%		9.91	16.00		
Modern Chemical Industries (NR)	IMCI	21.02.2022	24.02.2022	02.03.2022							
National Chemical & Plastic Industries	INCP	23.02.2022	28.02.2022	03.03.2022							
Al-Ameen for Insurance	NAME	15.06.2022	20.06.2022	03.07.2022			6.6%	4.69	5.00		
Al-Ameen Estate Inv.	SAEI	12.06.2022	15.06.2022	20.06.2022							
Mamoura Real-estate Inv.	SMRI	15.05.2022	18.05.2022		25.05.2022					0.06	2.0%
Asiacell Communications PJSC	TASC	24.05.2022	28.05.2022		31.05.2022					1.00	11.8%
Al-Ameen Financial Inv. (NR)	VAMF	18.05.2022	30.05.2022	01.06.2022							
Bain Al-Nahrain Financial Inv. (NR)	VMES	24.03.2022	05.04.2022	06.04.2022							

Source: RS, ISX

*If there is a capital increase, this date shows the date when original shares resumed trading.

**Paid-in Capital AFTER the increase shows the capital the company reached / will reach after the completion of the capital increase processes.

***When the original shares resume trading, we start using the number of shares that the company will reach after the capital increase with the assumption that the capital increase was reflected to the price of the shares.

Capital Increase and Cash Dividend Distribution Processes:

The first step in any capital increase or dividend distribution is announcing a General Assembly meeting. Each company must notify the ISC and ISX that it will hold its General Assembly meeting 15 days prior to the meeting date. Shares are normally suspended from trading three business days before any General Assembly meeting (Please note that the ex-date for capital increases and dividend distributions is referred to as "Trading-Suspension day"). In case the meeting agenda included discussion of capital increase and/or cash dividends distribution, the General Assembly votes on the capital increase percentage and how they will raise this amount (bonus/rights). General Assemblies also vote on the percentage of cash dividend distribution. When a company decides to increase its capital through rights issue, it invites investors to subscribe for the newly offered shares. According to Iraqi Companies Law, subscription period is normally 30 days (the first 15 days are for existing shareholders, the second 15 days are for public) that could be extended to 60 days if the offered shares are not fully subscribed. The Iraqi Company Registrar must approve the capital increase (in both cases, bonus and rights issue). For cash dividend distribution, most companies decide to distribute cheques with the cash dividend amount and shareholders can go to the company to receive these cheques. There is not strict timeline for this procedure; therefore, the process could take long time.

Table (1.5): ISX Companies which are not trading due to General Assembly Meetings*

Company Name	ISX Code	Sector	Suspended from Trading	GA Date	Rights issue (%)	Bonus issue (%)	Paid-in Capital BEFORE the increase (IQD bn)	Paid-in Capital AFTER the increase (IQD bn)	Cash dividend (IQD per share)	Dividend Yield (%)
National Islamic Bank	BNAI	Banking	26.06.2022	29.06.2022						
Al-Ameen for Insurance	NAME	Insurance	15.06.2022	20.06.2022		6.6%	4.69	5.00		
Palestine Hotel*	HPAL	Hotels & Tourism	06.01.2022	12.01.2022						
Mosul Dam Tourist Village (NR)	HTVM	Hotels & Tourism	23.06.2022	28.06.2022						
Ibdaa Al-Sharq Al-Awsat G. Cont. (NR)	SIBD	Services	16.06.2022	21.06.2022						

*As of 30/06/2022

Source: RS, ISX

Table (1.6): ISX Companies which are not trading due to Iraqi Securities Commission's (ISC) Decision*

Company Name / Sector Name	ISX Code	Sector	Suspended from Trading	Company Name / Sector Name	ISX Code	Sector	Suspended from Trading
Babylon Bank	BBAY	Banking	19.09.2021	Electronic Industries	IELI	Industry	06.08.2017
Dar Es Salaam Inv. Bank (NR)	BDSI	Banking	09.08.2016	Modern Construction Mat. (NR)	IMCM	Industry	06.07.2015
Economy Bank (NR)	BEFI	Banking	05.03.2017	The Light and Mining Industries (NR)	ITLI	Industry	13.07.2016
North Bank	BNOR	Banking	03.11.2020	AL-Badia for General Trans	SBAG	Services	06.07.2017
Al-Rajih Islamic Bank for Inv.&Fin. (NR)	BRAJ	Banking	19.09.2021	Iraqi for General Transp. (NR)	SIGT	Services	19.09.2021
AL- Batek Investment (NR)	VBAT	Investments	20.08.2019	Iraqi Land Transport	SILT	Services	03.11.2020
Al-Khair for Financial Inv. (NR)	VKHF	Investments	29.08.2021	Modern Animal & Agr. Production	AMAP	Agriculture	20.08.2019

*As of 30/06/2022

Source: RS, ISX

Chart (1.7): Foreigners' Transactions* (Ranked According to Net Trading Volumes) (IQD mn) - June 2022



Source: RS, ISX

Chart (1.8): Top Five Companies according to Foreigners' Buying Transactions (June 2022)

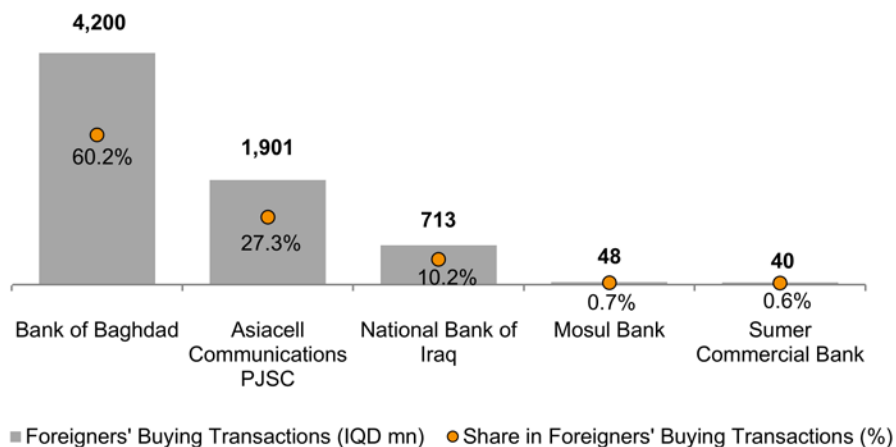


Chart (1.9): Top Five Companies according to Foreigners' Selling Transactions (June 2022)

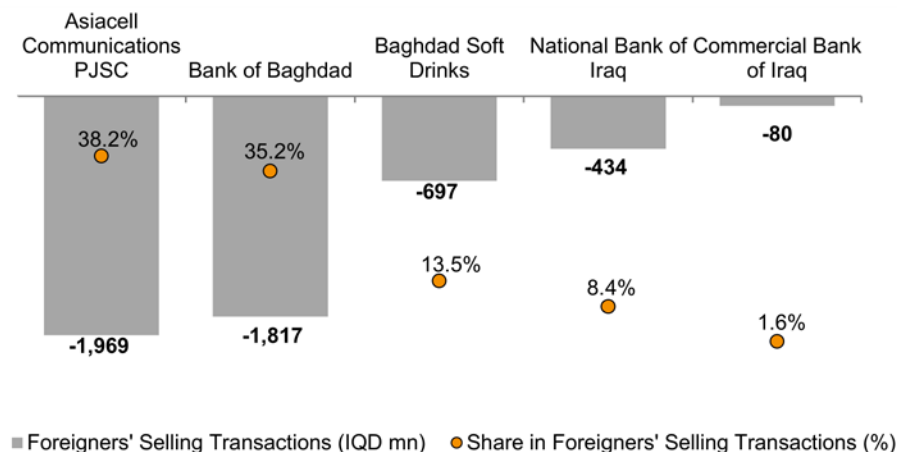


Table (1.7): Monthly Transactions – ISX Listed Companies (June 2022)

ISX Code	Paid-in Capital (IQD mn)	Closing* Price (IQD)	Market Cap* (IQD mn)	Monthly Chg(%)**	Intra Month Closings High	Low	Trading Days	No of trans. (#)	No of traded shares (mn)	Monthly Turnover (IQD '000)	Note				
Telecom Sector															
Asiacell Communications PJSC	TASC	310,000	209	7.32	2,269,200	1,528.1	1.0%	7.61	7.07	22	2,297	922	6,709,219	4,515,574	-
Al-Khatem Telecoms	TZNI	1,829,783	1,232	2.26	4,135,309	2,784.7	-3.8%	2.35	2.19	3	6	1	1,327	893	-
Total		2,139,783	1,441		6,404,509	4,313					2,303	923	6,710,546	4,516,467	
Banking Sector															
Al-Arabiya Islamic Bank (NR)	BAAI	250,000	168	1.15	287,500	193.6	-	1.15	1.15	-	-	-	0	0	-
Asia Al Iraq Islamic Bank	BAIB	250,000	168	1.08	270,000	181.8	-	1.08	1.08	-	-	-	0	0	-
Ameen Al-Iraq Islamic Bank (NR)	BAME	200,000	135	1.00	200,000	134.7	-	1.00	1.00	-	-	-	0	0	-
Al-Mashreq Al-Arabi Islamic Bank (NR)	BAMS	250,000	168	-	-	-	-	0.00	0.00	-	-	-	0	0	-
Al-Ansari Isl. Bank for Inv.&Fin. (NR)	BANS	250,000	168	1.00	250,000	168.4	-	1.00	1.00	-	-	-	0	0	-
Ashur International Bank	BASH	250,000	168	0.43	107,500	72.4	7.5%	0.44	0.40	6	20	12	5,137	3,458	-
Babylon Bank	BBAY	250,000	168	0.10	25,000	16.8	-	0.10	0.10	-	-	-	0	0	Suspend/ISC
Bank of Baghdad	BBOB	250,000	168	1.30	325,000	218.9	4.8%	1.34	1.20	22	877	4,787	6,137,060	4,130,488	-
Cihan Bank for Islamic & Finance	BCIH	255,000	172	2.29	583,950	393.2	-	2.29	2.29	18	24	3	6,756	4,547	-
Commercial Bank of Iraq	BCOI	250,000	168	0.53	132,500	89.2	-1.9%	0.57	0.53	20	257	281	151,438	101,924	-
Dar Es Salaam Inv. Bank (NR)***	BDSI	250,000	168	0.13	32,500	21.9	-	0.13	0.13	-	-	-	0	0	Suspend/ISC
Economy Bank (NR)	BEFI	250,000	168	0.53	132,000	88.9	-	0.53	0.53	-	-	-	0	0	Suspend/ISC
Elaf Islamic Bank	BELF	250,000	168	0.38	95,000	64.0	-7.3%	0.45	0.38	9	20	4	1,687	1,136	-
Erbil Bank for Invest. & Finance (NR)	BERI	265,000	178	0.11	29,150	19.6	-	0.11	0.11	-	-	-	0	0	-
Gulf Commercial Bank	BGUC	300,000	202	0.15	45,000	30.3	-6.3%	0.17	0.15	20	156	870	132,960	89,487	-
Investment Bank of Iraq	BIBI	250,000	168	0.28	70,000	47.1	-	0.30	0.28	14	47	68	19,229	12,942	-
International Development Bank (NR)	BIDB	250,000	168	0.81	202,500	136.4	-	0.81	0.81	-	-	-	0	0	-
Iraqi Islamic Bank	BIIB	250,000	168	0.43	107,500	72.4	-20.4%	0.54	0.43	9	40	22	10,430	7,020	-
Iraqi Middle East Investment Bank	BIME	250,000	168	0.18	45,000	30.3	-	0.19	0.18	19	157	684	125,712	84,609	-
Iraq Noor Islamic Bank (NR)	BINI	250,000	168	1.00	250,000	168.4	-	1.00	1.00	-	-	-	0	0	-
International Islamic Bank (NR)	BINT	260,846	176	1.70	443,438	298.6	-	1.70	1.70	13	78	3,575	6,077,500	4,090,402	-
Al Janoob Islamic Bank (NR)	BJAB	250,000	168	1.00	250,000	168.4	-	1.00	1.00	-	-	-	0	0	-
Kurdistan International Islamic Bank	BKUI	400,000	269	1.30	520,000	350.2	-	1.30	1.30	2	3	3	3,900	2,625	-
Al-Ataa Islamic Bank (NR)	BLAD	250,000	168	0.24	60,000	40.4	-11.1%	0.27	0.24	5	13	14	3,444	2,318	-
Mosul Bank	BMFI	252,500	170	0.23	58,075	39.1	15.0%	0.27	0.22	22	277	984	242,609	163,285	-
Al-Mansour Bank	BMNS	250,000	168	0.43	107,500	72.4	2.4%	0.46	0.43	8	129	315	141,046	94,930	-
Al Mustashar Islamic Bank (NR)	BMUI	250,000	168	1.00	250,000	168.4	-	0.00	0.00	-	-	-	0	0	-
National Islamic Bank	BNAI	251,000	169	1.02	256,020	172.4	-	1.02	1.02	-	-	-	0	0	Suspend/GA
National Bank of Iraq	BNOI	250,000	168	1.35	337,500	227.3	33.7%	1.40	1.00	22	849	1,136	1,376,305	926,309	-
North Bank	BNOR	300,000	202	0.09	27,000	18.2	-	0.09	0.09	-	-	-	0	0	Suspend/ISC
Al-Qabedh Islamic Bank (NR)	BQAB	250,000	168	0.24	60,000	40.4	-	0.24	0.24	-	-	-	0	0	-
Al-Qurtas Islamic Bank (NR)	BQUR	250,000	168	1.00	250,000	168.4	-	1.00	1.00	-	-	-	0	0	-
Al-Rajih Islamic Bank for Inv.&Fin. (NR)	BRAJ	250,000	168	1.00	250,000	168.4	-	2.30	1.00	-	-	-	0	0	Suspend/ISC
Credit Bank of Iraq (NR)	BROI	250,000	168	0.35	87,500	58.9	-5.4%	0.38	0.35	11	30	46	16,966	11,419	-
Region Trade Bank (NR)	BRTB	250,000	168	1.00	250,000	168.4	-	1.00	1.00	-	-	-	0	0	-
Sumer Commercial Bank	BSUC	250,000	168	0.25	62,500	42.1	31.6%	0.28	0.19	22	770	4,924	1,155,569	777,744	-
Al Taif Islamic Bank	BTIB	253,000	170	0.70	177,100	119.3	-9.1%	0.77	0.70	4	3	1	731	492	-
Trans Iraq Bank for Investment	BTRI	264,000	178	1.00	264,000	177.8	-	1.00	1.00	1	1	0	10	7	-
Trust International Islamic Bank (NR)	BTRU	250,000	168	0.34	85,000	57.2	-	0.34	0.34	-	-	-	0	0	-
United Bank	BUND	300,000	202	0.08	24,000	16.2	-20.0%	0.10	0.08	19	347	4,095	358,581	241,339	-
Union Bank (NR)	BUOI	252,000	170	0.25	63,000	42.4	-7.4%	0.27	0.15	7	50	34	7,260	4,886	-
World Islamic Bank (NR)***	BWOR	260,000	175	1.00	260,000	175.1	-	1.00	1.00	-	-	-	0	0	-
Zain Al-Iraq Islamic Bank (NR)	BZII	250,000	168	0.34	85,000	57.2	-	0.34	0.34	-	-	-	0	0	-
Total		11,063,346	7,450		7,417,733	4,995.1					4,148	21,859	15,974,329	10,751,365	

Source: RS, ISX

Table (1.8): Monthly Transactions – ISX Listed Companies (June 2022)

ISX Code	Paid-in Capital (IQD mn)	Closing* (\$ mn)	Closing* Price (IQD)	Market Cap* (IQD mn)	Market Cap* (\$ mn)	Monthly Chg(%)**	Intra Month Closings High	Intra Month Closings Low	Trading Days	No of trans. (#)	No of traded shares (mn)	Monthly Turnover (IQD '000)	Monthly Turnover (\$)	Note
Industry Sector														
Baghdad for Packing Materials	IBPM	1,080	1	2.00	2,160	1.5	-	2.00	2.00	-	-	0	0	-
Baghdad Soft Drinks	IBSD	204,335	138	4.13	843,905	568.3	-3.3%	4.29	3.95	22	1,536	688	2,807,897	1,889,827
Electronic Industries	IELI	18,000	12	0.45	8,100	5.5	-	0.45	0.45	-	-	0	0	Suspend/ISC
Fallujah for Construction Mat. (NR)	IFCM	3,120	2	3.54	11,045	7.4	4.1%	3.88	3.33	22	472	59	203,343	136,858
Nationality H. Furniture (NR)***	IHFI	1,660	1	1.71	2,839	1.9	17.9%	1.71	1.60	11	33	9	15,126	10,181
Al-Hilal Industries	IHLI	12,375	8	0.74	9,158	6.2	-12.9%	0.85	0.73	21	181	163	130,587	87,890
Iraqi for Carton Manufacturies	IICM	7,590	5	0.94	7,135	4.8	-3.1%	0.97	0.90	9	38	22	20,839	14,026
Iraqi Date Processing & Marketing	IIDP	17,250	12	1.00	17,250	11.6	-12.3%	1.14	1.00	16	108	55	55,893	37,619
Iraqi Engineering Works	IIEW	1,500	1	4.60	6,900	4.6	-1.1%	4.65	4.60	6	9	1	4,426	2,979
Iraqi For Tufted Carpets	IITC	500	0	16.30	8,150	5.5	-1.8%	16.70	16.30	19	57	8	140,354	94,464
Al -Khazer for Construction M.	IKHC	1,100	1	2.10	2,310	1.6	-8.7%	2.30	2.10	7	16	4	8,806	5,927
AL-Kindi of Veterinary Vac.	IKLV	5,940	4	1.44	8,554	5.8	-4.6%	1.51	1.44	8	135	39	57,302	38,567
Al-Mansour Pharmaceutical Industries	IMAP	16,000	11	2.50	40,000	26.9	-	2.61	2.41	20	221	60	149,989	100,948
Modern Chemical Industries (NR)	IMCI	180	0	100.00	18,000	12.1	-	100.00	100.00	-	-	0	0	-
Modern Construction Mat. (NR)	IMCM	5,371	4	0.47	2,524	1.7	-	0.47	0.47	-	-	0	0	Suspend/ISC
National Comp. for Met. Ind. M.&B.	IMIB	7,500	5	2.05	15,375	10.4	-	2.25	2.01	14	79	10	21,209	14,275
Modern Sewing***	IMOS	2,000	1	6.30	12,600	8.5	-2.9%	6.32	5.75	17	62	6	36,886	24,826
National Chemical & Plastic Industries	INCP	15,188	10	2.35	35,691	24.0	-	2.40	2.25	21	118	47	110,254	74,206
Ready Made Clothes***	IRMC	3,187	2	6.50	20,713	13.9	-30.0%	8.36	6.00	18	194	15	105,267	70,849
The Light and Mining Industries (NR)	ITLI	16,800	11	0.31	5,208	3.5	-	0.31	0.31	-	-	0	0	Suspend/ISC
Total		340,676	229		1,077,615	725.7					3,259	1,186	3,868,179	2,603,440
Hotels&Tourism Sector														
Ashour Hotel (NR)	HASH	376	0	8.22	3,094	2.1	-13.5%	9.50	8.00	12	47	3	26,717	17,981
Baghdad Hotel	HBAG	3,844	3	8.00	30,752	20.7	-1.2%	8.10	7.76	14	94	12	94,269	63,447
Babylon Hotel	HBAY	2,000	1	85.50	171,000	115.2	0.6%	90.00	85.00	12	41	2	174,057	117,147
Ishtar Hotels	HISH	7,000	5	7.49	52,430	35.3	-11.9%	9.20	7.38	22	402	50	386,954	260,435
Karbala Hotels***	HKAR	7,500	5	1.05	7,875	5.3	10.5%	1.05	0.80	11	47	31	28,966	19,495
Mansour Hotel	HMAN	2,923	2	15.00	43,845	29.5	9.5%	15.00	13.50	15	48	6	87,537	58,916
National Company for Tourism Inv.	HNTI	6,253	4	10.06	62,907	42.4	2.7%	11.46	9.06	9	97	116	1,359,318	914,876
Palestine Hotel	HPAL	4,470	3	8.25	36,878	24.8	-	8.25	8.25	-	-	0	0	Suspend/GA
Al-Sadeer Hotel***	HSAD	1,363	1	13.50	18,399	12.4	-	14.50	13.25	10	76	8	114,547	77,095
Mosul Dam Tourist Village (NR)	HTVM	240	0	6.27	1,505	1.0	-	6.27	6.27	-	-	0	0	Suspend/GA
Total		35,969	24		428,684	288.7					852	227	2,272,365	1,529,393

Source: RS, ISX

Table (1.9): Monthly Transactions – ISX Listed Companies (June 2022)

	ISX Code	Paid-in Capital (IQD mn)	(\$ mn)	Closing* Price (IQD)	Market Cap* (IQD mn)	(\$ mn)	Monthly Chg(%)**	Intra Month Closings High Low		Trading Days	No of trans. (#)	No of traded shares (mn)	Monthly Turnover (IQD '000) (\$)		Note
Services Sector															
Al-Ameen Estate Inv.	SAEI	6,960	5	1.50	10,440	7.0	-	1.50	1.50	1	1	0	261	176	-
AL-Badia for General Trans	SBAG	2,200	1	0.59	1,298	0.9	-	0.59	0.59	-	-	-	0	0	Suspend/ISC
Baghdad Passengers Transport	SBPT	1,000	1	33.00	33,000	22.2	17.9%	34.60	28.65	21	262	10	323,948	218,030	-
Ibdaa Al-Sharq Al-Awsat G. Cont. (NR)	SIBD	3,000	2	0.00	0	0.0	-	0.00	0.00	-	-	-	0	0	Suspend/GA
Iraqi for General Transp. (NR)	SIGT	3,900	3	1.14	4,446	3.0	-	1.14	1.14	-	-	-	0	0	Suspend/ISC
Iraqi Land Transport	SILT	14,000	9	1.55	21,700	14.6	-	1.55	1.55	-	-	-	0	0	Suspend/ISC
Kharkh Tour Amuzement City***	SKTA	1,500	1	2.80	4,200	2.8	3.3%	2.85	2.73	20	424	106	296,120	199,301	-
Al-Mosul for Funfairs***	SMOF	1,500	1	12.20	18,300	12.3	4.7%	12.70	11.65	20	175	19	234,204	157,629	-
Mamoura Real-estate Inv.	SMRI	22,780	15	4.95	112,761	75.9	48.2%	4.96	3.20	22	710	289	1,138,128	766,006	-
AL-Nukhba for Construction	SNUC	2,066	1	0.54	1,115	0.8	50.0%	0.54	0.35	11	167	81	36,270	24,411	-
Total		58,906	40		207,260	139.6					1,739	504	2,028,932	1,365,553	
Agriculture Sector															
Al-Ahlyia for Agricultural Prod.	AAHP	575	0	0.84	483	0.3	-10.6%	0.94	0.84	4	12	8	6,917	4,655	-
Iraqi Agricultural Products Mark. Meat	AIPM	5,000	3	5.25	26,250	17.7	9.4%	5.30	4.80	18	156	427	2,269,873	1,527,715	-
Iraqi Agricultural Products	AIRP	360	0	22.00	7,920	5.3	4.8%	23.00	21.00	9	37	22	471,194	317,133	-
Iraqi for Seed Production***	AISP	20,000	13	11.00	220,000	148.1	2.3%	11.15	9.94	22	1,708	224	2,363,284	1,590,585	-
Modern Animal & Agr. Production	AMAP	4,101	3	0.21	861	0.6	-	0.21	0.21	-	-	-	0	0	Suspend/ISC
Middle East Prod. & Marketing-Fish	AMEF	300	0	8.25	2,475	1.7	-	8.25	8.25	3	7	53	439,996	296,135	-
AL - Rebas for Poultry & Feed	AREB	30,000	20	-	-	-	-	0.00	0.00	-	-	-	0	0	-
Total		60,336	41		257,989	173.7					1,920	734	5,551,264	3,736,224	
Insurance Sector															
AHliya For Insurance (NR)	NAHF	7,000	5	0.45	3,150	2.1	-10.0%	0.50	0.45	2	3	2	831	559	-
Al-Ameen for Insurance***	NAME	4,690	3	0.60	2,814	1.9	9.1%	0.60	0.55	8	31	4	2,533	1,705	Suspend/GA
Dar Al-Salam for Insurance (NR)	NDSA	7,000	5	0.55	3,850	2.6	41.0%	0.55	0.39	5	11	9	4,536	3,053	-
Gulf Insurance&Reinsurance***	NGIR	7,000	5	0.42	2,940	2.0	68.0%	0.42	0.26	11	31	9	2,629	1,769	-
Al-Hamraa for Insurance (NR)***	NHAM	25,000	17	0.96	24,000	16.2	37.1%	0.96	0.80	3	4	7	5,706	3,841	-
Total		50,690	34		36,754	24.8					80	31	16,235	10,927	

Source: RS, ISX

Table (2.0): Monthly Transactions – ISX Listed Companies (June 2022)

ISX Code	Paid-in Capital		Closing*	Market Cap*		Monthly	Intra Month Closings		Trading	No of	No of traded	Monthly Turnover		Note	
	(IQD mn)	(\$ mn)	Price (IQD)	(IQD mn)	(\$ mn)	Chg(%)**	High	Low	Days	trans. (#)	shares (mn)	(IQD '000)	(\$)		
Investment Sector															
Al-Ameen Financial Inv. (NR)	VAMF	1,500	1	0.50	750	0.5	-9.1%	0.55	0.50	2	3	54	29,878	20,109	-
AL- Batek Investment (NR)	VBAT	1,000	1	0.45	450	0.3	-	0.45	0.45	-	-	-	0	0	Suspend/ISC
Al-Khair for Financial Inv. (NR)	VKHF	7,000	5	0.10	700	0.5	-	0.10	0.10	-	-	-	0	0	Suspend/ISC
Bain Al-Nahrain Financial Inv. (NR)	VMES	1,000	1	0.90	900	0.6	-	0.90	0.90	-	-	-	0	0	-
AL-Wiaam for Financial Inv. (NR)	VWIF	2,000	1	0.25	500	0.3	-	0.25	0.25	-	-	-	0	0	-
Al-Zawraa for Financial Inv. (NR)	VZAF	1,150	1	0.31	357	0.2	55.0%	0.31	0.20	5	7	0	113	76	-
Total		13,650	9		3,657	2.5					10	55	29,991	20,185	
Grand Total		13,763,356	9,268		15,834,201	10,663					14,311	25,520	36,451,840	24,533,552	

*As of 30/06/2022

**According to adjusted closing prices.

***When the original shares resume trading, we start using the number of shares that the company will reach after the capital increase with the assumption that the capital increase was reflected to the price of the shares. We use the new capital in calculating Mcap.

Note: "(NR)": These are the companies which are trading in the Non-Regular market (in compliance with Iraq Securities Commission law numbered 132/9 on 20/12/2012). These companies were moved to the secondary market (non-regular) because of the decrease in their trading volume and the number of days that these companies are being traded for. Please note, according to the Regulations of the Secondary Market, in each trading session, the average share price will be calculated for each share. The maximum increase and decrease of +/- 20% will be based on the average price in the previous session. The price should be valid during three effective trading sessions after the listing, and it will be free in the first trading session after capital increasing.

Source: RS, ISX

Cross Transactions (June 2022)

Company Name	ISX Code	Number of Cross Transactions	Total number of shares (mn)	Total Value of the Cross Transaction (IQD mn)	Percentage Share in Paid-in Capital (%)
Iraqi Agricultural Products Mark. Meat	AIPM	1	408	2,142	8.2%

For any inquiries, contact:

Research

Aysegul Ozge Ozgur (SVP, Head of Research)

aogur@rs.iq

Tugba Tan (Analyst)

ttan@rs.iq

Lana Nihad (Junior Analyst)

lnihad@rs.iq

research@rs.iq

Tel: +90 212 219 2524

Trading

traders@rs.iq

Tel: +964 783 534 5151

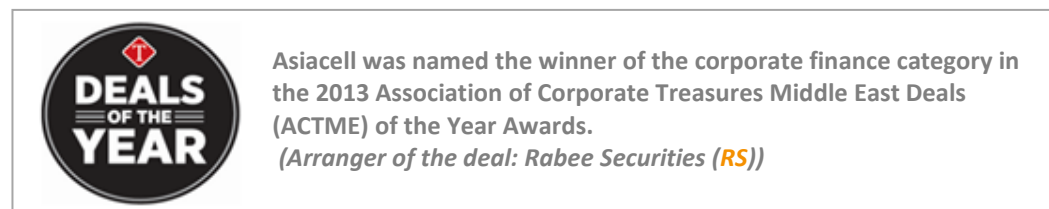
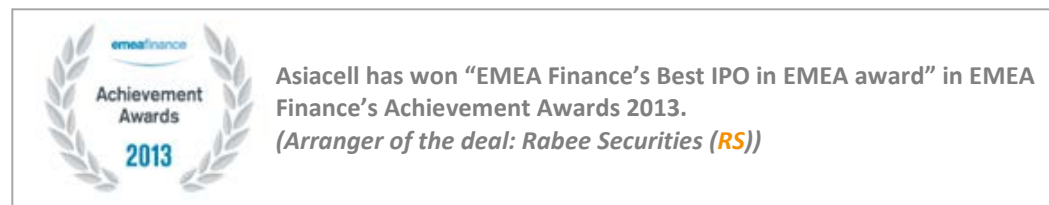
Info

info@rs.iq

Tel: +964 (770) 450 7463

RS Bloomberg page: <RSIQ>

RS Website: RS.IQ



Baghdad, HQ

903/14/19

Karada

Baghdad, Iraq

Tel: +964 783 534 5151

Erbil

Italian Village Offices

Office No: 32

Erbil, Iraq

Tel: +964 (770) 473 9999

Suleymani

Rand Gallery

Office No: 4, Floor: 6

Suleymani, Iraq

Tel: +964 (770) 651 9944

Istanbul Office

Halaskargazi cad. No: 103/16

Osmanbey, Istanbul, Turkey

Tel: +90 (212) 219 2524

Mob: +90 539 456 4566

DISCLAIMER

This publication may not be reproduced, modified, or re-disseminated in whole or in part without the prior written permission of Rabee Securities. The information provided herein is of a general nature and for informational purposes only and is not intended to serve as an offer or solicitation with respect to the purchase or sale of any security, or as a recommendation to adopt any particular trading strategy. Such information is subject to change without prior notice. Although Rabee Securities obtains information from sources it considers reliable, Rabee Securities makes no representations or warranties, express or implied, as to the information's accuracy or completeness. Furthermore, such information may be incomplete or condensed. Rabee Securities, its affiliates, directors, employees, assigns, agents, and successors bear no liability for any errors or omissions in this publication or for any losses arising from the use of or reliance upon this information. This limitation on liability applies to direct, indirect, consequential, special, punitive, or other damages, as well as damages for loss of profits or business interruption. Investors shall bear all responsibility for investment decisions taken on the basis of the contents of this report. Rabee Securities strongly advises potential investors to seek financial guidance when determining whether an investment is appropriate to their needs. All estimates included in this report constitute Rabee Securities' opinion as of the date published on the report and are subject to change without notice.